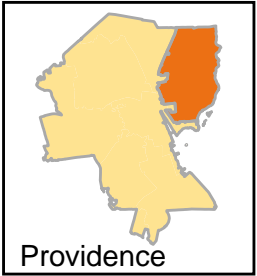
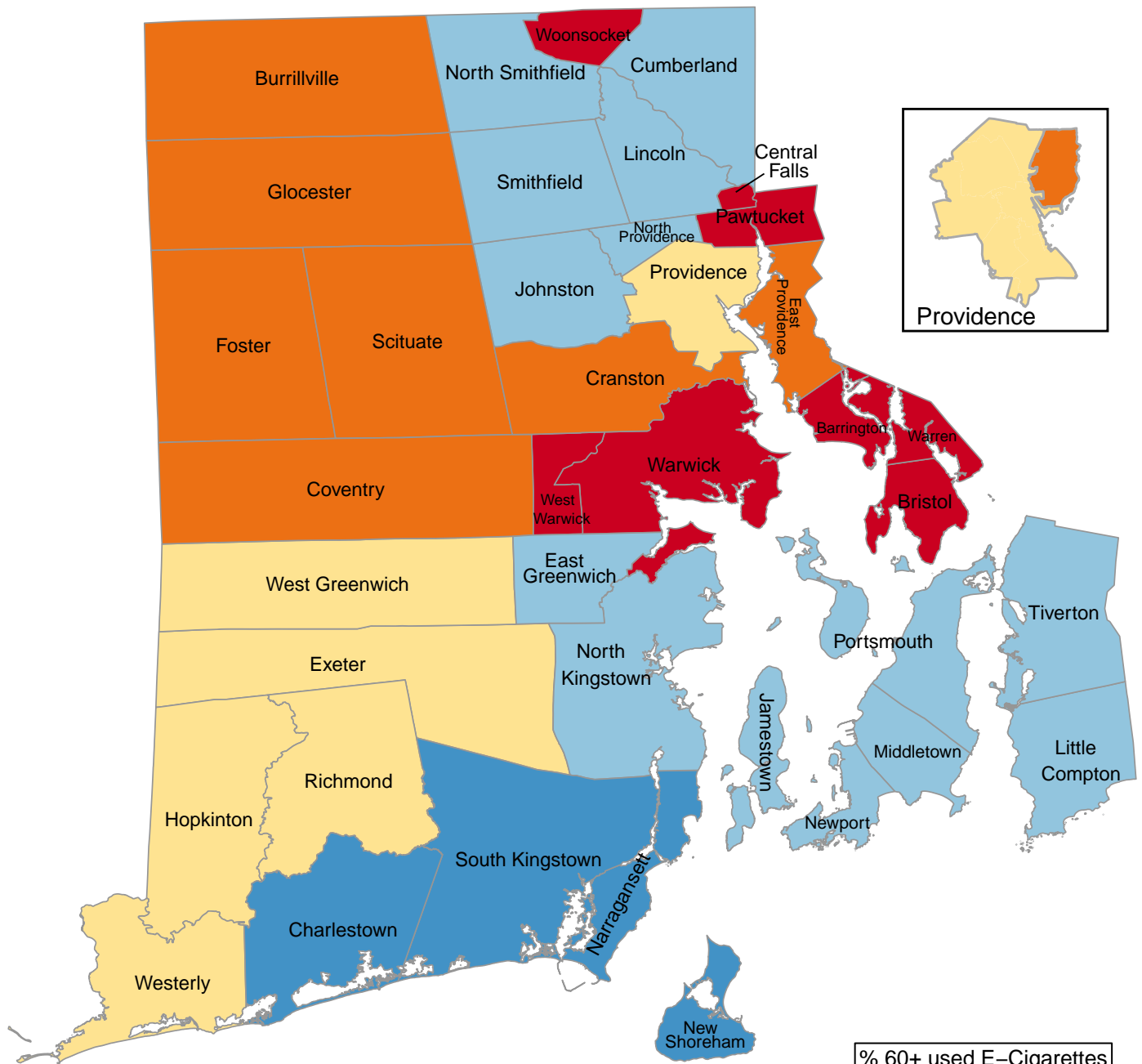


## Percentage of Persons Age 60+ Years Ever Used E-Cigarettes in Last Month



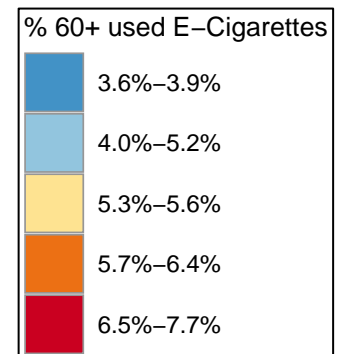
**State Average: 5.8%**

Source: BRFSS 2015–2017



Questions or ideas? [Beth.Dugan@umb.edu](mailto:Beth.Dugan@umb.edu)

6/2020



## % 60+ Ever Used E-Cigarettes in Last Month

Alphabetical Order of Town		Ranked Rate, High to Low	
Barrington	7.12%	Central Falls	7.59%
Bristol	7.12%	Pawtucket	7.59%
Burrillville	6.35%	Woonsocket	7.59%
Central Falls	7.59%	Warwick	7.49%
Charlestown	3.69%	West Warwick	7.49%
Coventry	6.35%	Barrington	7.12%
Cranston	6.24%	Bristol	7.12%
Cumberland	4.90%	Warren	7.12%
East Greenwich	5.17%	Burrillville	6.35%
East Providence	6.34%	Coventry	6.35%
Exeter	5.63%	Foster	6.35%
Foster	6.35%	Glocester	6.35%
Glocester	6.35%	Scituate	6.35%
Hopkinton	5.63%	East Providence	6.34%
Jamestown	3.94%	Cranston	6.24%
Johnston	5.06%	Exeter	5.63%
Lincoln	4.90%	Hopkinton	5.63%
Little Compton	3.94%	Richmond	5.63%
Middletown	3.94%	Westerly	5.63%
Narragansett	3.69%	West Greenwich	5.63%
Newport	3.94%	Providence	5.55%
New Shoreham	3.69%	East Greenwich	5.17%
North Kingstown	5.17%	North Kingstown	5.17%
North Providence	5.06%	Johnston	5.06%
North Smithfield	4.90%	North Providence	5.06%
Pawtucket	7.59%	Cumberland	4.90%
Portsmouth	3.94%	Lincoln	4.90%
Providence	5.55%	North Smithfield	4.90%
Richmond	5.63%	Smithfield	4.90%
Scituate	6.35%	Jamestown	3.94%
Smithfield	4.90%	Little Compton	3.94%
South Kingstown	3.69%	Middletown	3.94%
Tiverton	3.94%	Newport	3.94%
Warren	7.12%	Portsmouth	3.94%
Warwick	7.49%	Tiverton	3.94%
Westerly	5.63%	Charlestown	3.69%
West Greenwich	5.63%	Narragansett	3.69%
West Warwick	7.49%	New Shoreham	3.69%
Woonsocket	7.59%	South Kingstown	3.69%

Providence Neighborhoods	
Providence NE	6.32%
Providence Other	5.55%

Providence Neighborhoods	
Providence NE	6.32%
Providence Other	5.55%