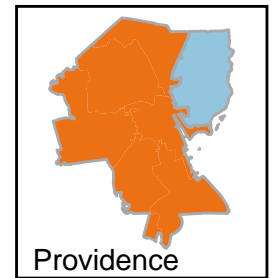
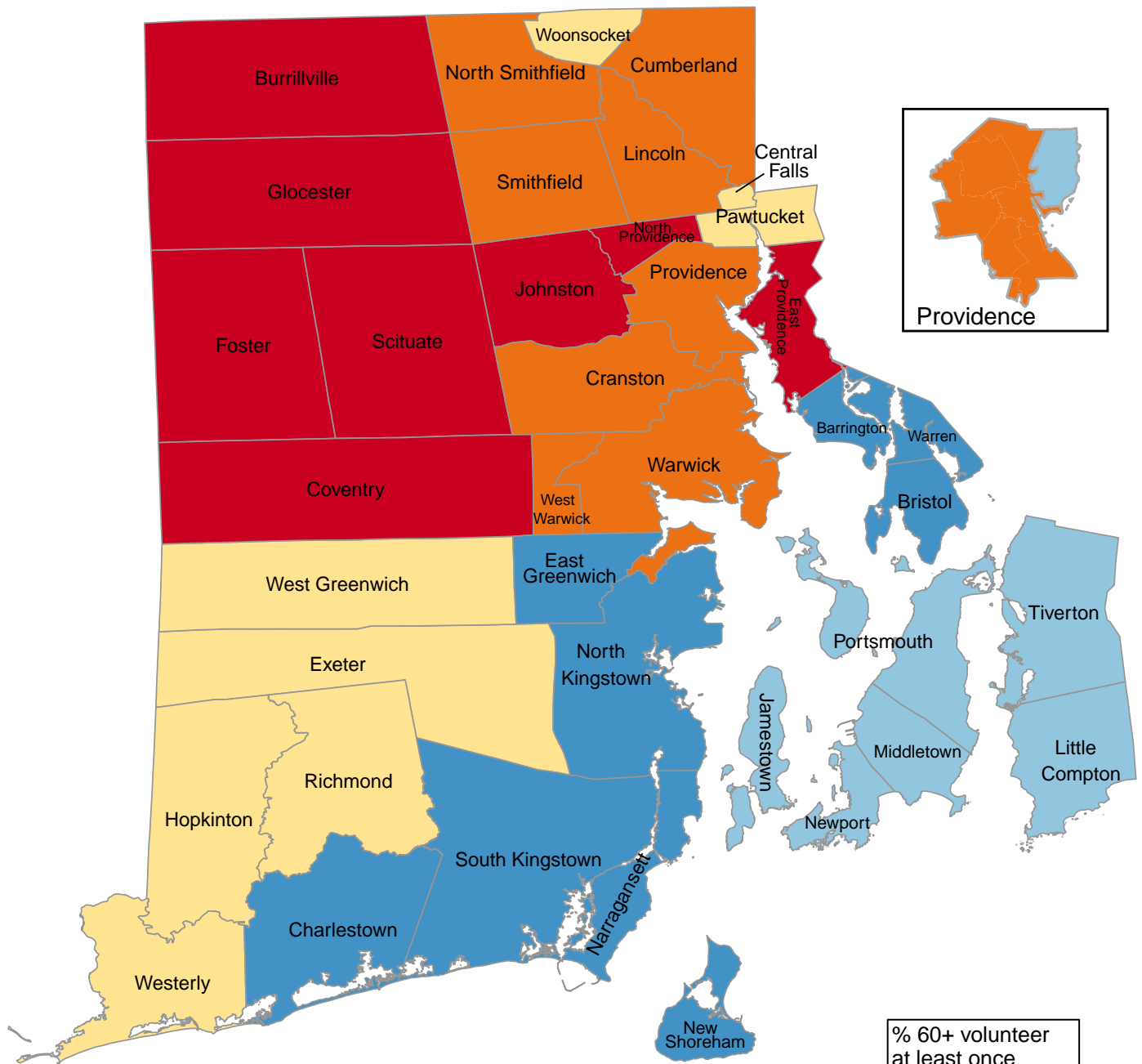


Percentage of Persons Age 60+ Years who Volunteer at Least Once per Month



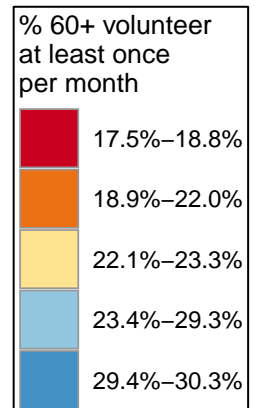
State Average: 22.9%

Source: BRFSS 2012–2014



Questions or ideas? Beth.Dugan@umb.edu

6/2020



% 60+ Who Volunteer at Least Once per Month

Alphabetical Order of Town		Ranked Rate, High to Low	
Barrington	29.27%	East Greenwich	30.21%
Bristol	29.27%	North Kingstown	30.21%
Burrillville	17.66%	Charlestown	29.32%
Central Falls	23.11%	Narragansett	29.32%
Charlestown	29.32%	New Shoreham	29.32%
Coventry	17.66%	South Kingstown	29.32%
Cranston	20.16%	Barrington	29.27%
Cumberland	20.65%	Bristol	29.27%
East Greenwich	30.21%	Warren	29.27%
East Providence	17.58%	Jamestown	28.42%
Exeter	23.29%	Little Compton	28.42%
Foster	17.66%	Middletown	28.42%
Glocester	17.66%	Newport	28.42%
Hopkinton	23.29%	Portsmouth	28.42%
Jamestown	28.42%	Tiverton	28.42%
Johnston	17.68%	Exeter	23.29%
Lincoln	20.65%	Hopkinton	23.29%
Little Compton	28.42%	Richmond	23.29%
Middletown	28.42%	Westerly	23.29%
Narragansett	29.32%	West Greenwich	23.29%
Newport	28.42%	Central Falls	23.11%
New Shoreham	29.32%	Pawtucket	23.11%
North Kingstown	30.21%	Woonsocket	23.11%
North Providence	17.68%	Providence	22.01%
North Smithfield	20.65%	Cumberland	20.65%
Pawtucket	23.11%	Lincoln	20.65%
Portsmouth	28.42%	North Smithfield	20.65%
Providence	22.01%	Smithfield	20.65%
Richmond	23.29%	Cranston	20.16%
Scituate	17.66%	Warwick	18.83%
Smithfield	20.65%	West Warwick	18.83%
South Kingstown	29.32%	Johnston	17.68%
Tiverton	28.42%	North Providence	17.68%
Warren	29.27%	Burrillville	17.66%
Warwick	18.83%	Coventry	17.66%
Westerly	23.29%	Foster	17.66%
West Greenwich	23.29%	Glocester	17.66%
West Warwick	18.83%	Scituate	17.66%
Woonsocket	23.11%	East Providence	17.58%

Providence Neighborhoods	
Providence NE	28.25%
Providence Other	19.46%

Providence Neighborhoods	
Providence NE	28.25%
Providence Other	19.46%