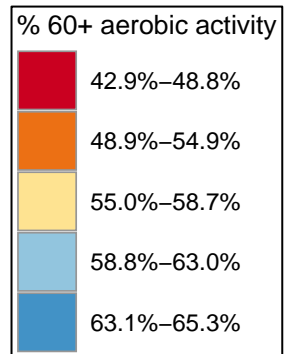
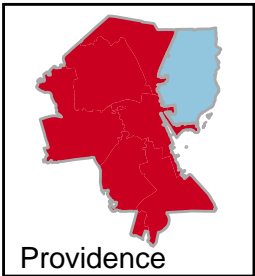
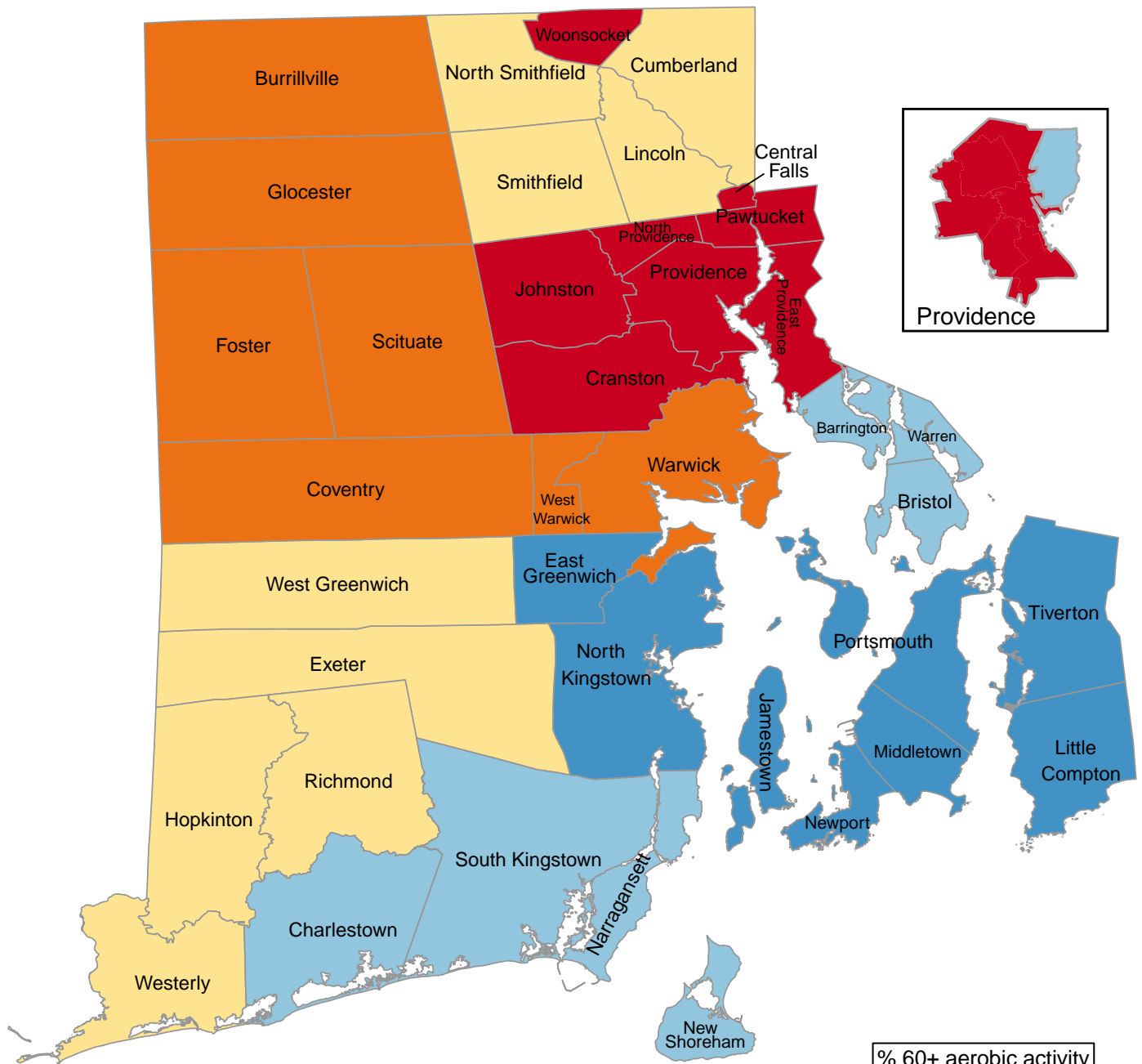


Percentage of Persons Age 60+ Years Met Guidelines for Aerobic Activity



State Average: 54.3%

Source: BRFSS 2013,2015,2017



Questions or ideas? Beth.Dugan@umb.edu

6/2020

% 60+ Met CDC Guidelines for Aerobic Physical Activity

Alphabetical Order of Town		Ranked Rate, High to Low	
Barrington	60.22%	East Greenwich	65.17%
Bristol	60.22%	North Kingstown	65.17%
Burrillville	50.51%	Jamestown	63.52%
Central Falls	42.97%	Little Compton	63.52%
Charlestown	62.98%	Middletown	63.52%
Coventry	50.51%	Newport	63.52%
Cranston	48.36%	Portsmouth	63.52%
Cumberland	54.91%	Tiverton	63.52%
East Greenwich	65.17%	Charlestown	62.98%
East Providence	47.75%	Narragansett	62.98%
Exeter	58.69%	New Shoreham	62.98%
Foster	50.51%	South Kingstown	62.98%
Glocester	50.51%	Barrington	60.22%
Hopkinton	58.69%	Bristol	60.22%
Jamestown	63.52%	Warren	60.22%
Johnston	47.73%	Exeter	58.69%
Lincoln	54.91%	Hopkinton	58.69%
Little Compton	63.52%	Richmond	58.69%
Middletown	63.52%	Westerly	58.69%
Narragansett	62.98%	West Greenwich	58.69%
Newport	63.52%	Cumberland	54.91%
New Shoreham	62.98%	Lincoln	54.91%
North Kingstown	65.17%	North Smithfield	54.91%
North Providence	47.73%	Smithfield	54.91%
North Smithfield	54.91%	Warwick	53.17%
Pawtucket	42.97%	West Warwick	53.17%
Portsmouth	63.52%	Burrillville	50.51%
Providence	48.81%	Coventry	50.51%
Richmond	58.69%	Foster	50.51%
Scituate	50.51%	Glocester	50.51%
Smithfield	54.91%	Scituate	50.51%
South Kingstown	62.98%	Providence	48.81%
Tiverton	63.52%	Cranston	48.36%
Warren	60.22%	East Providence	47.75%
Warwick	53.17%	Johnston	47.73%
Westerly	58.69%	North Providence	47.73%
West Greenwich	58.69%	Central Falls	42.97%
West Warwick	53.17%	Pawtucket	42.97%
Woonsocket	42.97%	Woonsocket	42.97%

Providence Neighborhoods	
Providence NE	63.01%
Providence Other	43.56%

Providence Neighborhoods	
Providence NE	63.01%
Providence Other	43.56%