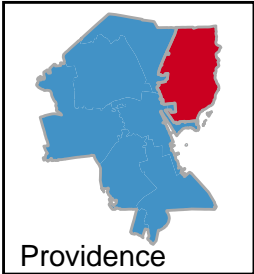
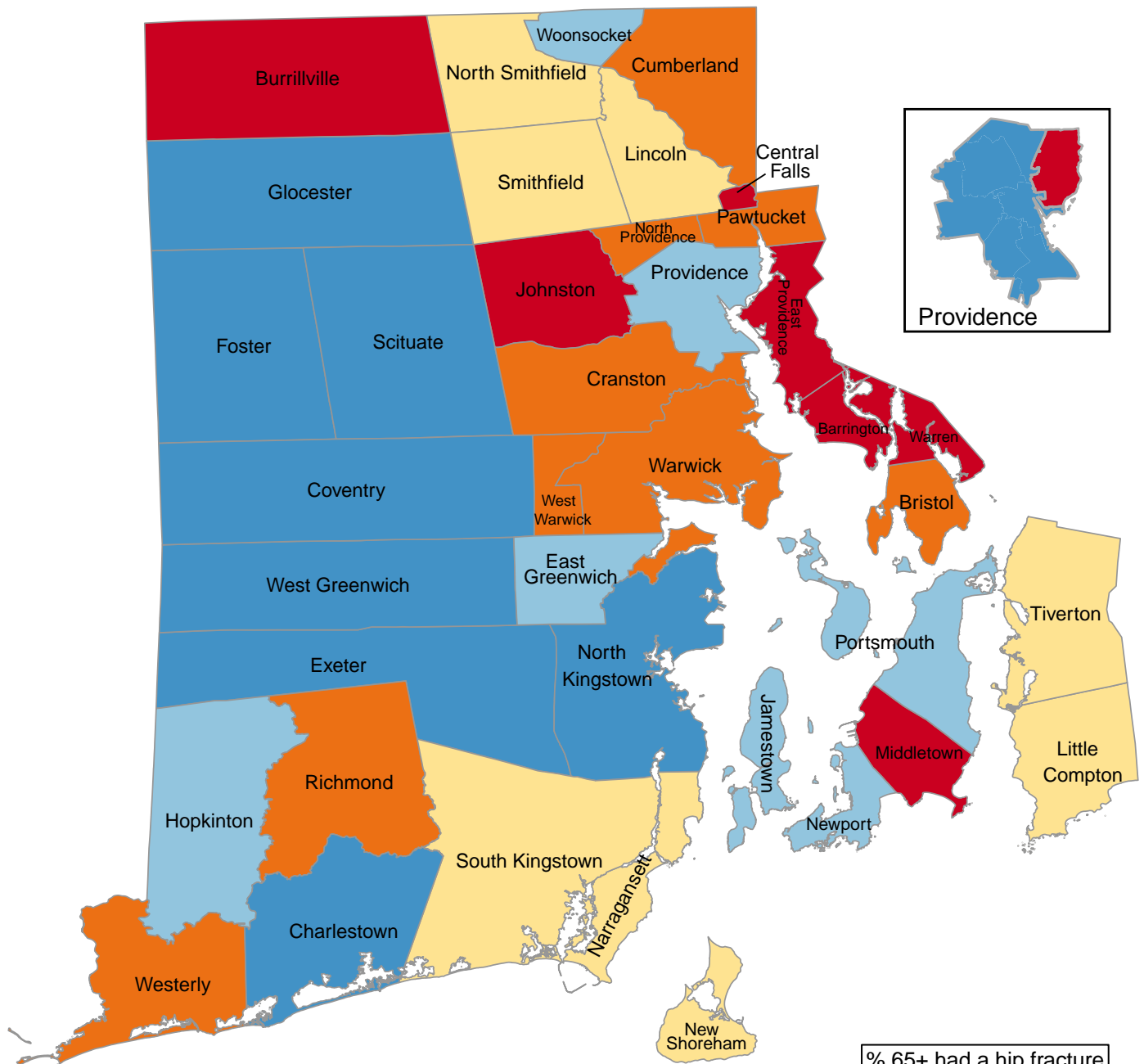
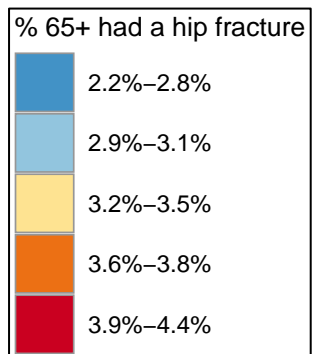


Percentage of Medicare Beneficiaries Age 65+ Years who Had a Hip Fracture



State Average: 3.4%

Source: CMS 2017



Questions or ideas? Beth.Dugan@umb.edu

6/2020

% 65+ Had Hip Fracture

| Alphabetical Order of Town | | Ranked Rate, High to Low | |
|----------------------------|-------|--------------------------|-------|
| Barrington | 3.87% | Central Falls | 4.33% |
| Bristol | 3.63% | East Providence | 4.02% |
| Burrillville | 3.93% | Johnston | 3.99% |
| Central Falls | 4.33% | Warren | 3.97% |
| Charlestown | 2.27% | Burrillville | 3.93% |
| Coventry | 2.67% | Middletown | 3.92% |
| Cranston | 3.61% | Barrington | 3.87% |
| Cumberland | 3.74% | Richmond | 3.81% |
| East Greenwich | 3.11% | North Providence | 3.77% |
| East Providence | 4.02% | Cumberland | 3.74% |
| Exeter | 2.29% | Westerly | 3.73% |
| Foster | 2.58% | Pawtucket | 3.72% |
| Glocester | 2.58% | Bristol | 3.63% |
| Hopkinton | 2.97% | Cranston | 3.61% |
| Jamestown | 2.82% | West Warwick | 3.58% |
| Johnston | 3.99% | Warwick | 3.52% |
| Lincoln | 3.21% | Narragansett | 3.36% |
| Little Compton | 3.27% | New Shoreham | 3.36% |
| Middletown | 3.92% | Smithfield | 3.36% |
| Narragansett | 3.36% | Little Compton | 3.27% |
| Newport | 3.00% | North Smithfield | 3.23% |
| New Shoreham | 3.36% | Lincoln | 3.21% |
| North Kingstown | 2.67% | South Kingstown | 3.21% |
| North Providence | 3.77% | Tiverton | 3.14% |
| North Smithfield | 3.23% | East Greenwich | 3.11% |
| Pawtucket | 3.72% | Providence | 3.09% |
| Portsmouth | 2.94% | Woonsocket | 3.07% |
| Providence | 3.09% | Newport | 3.00% |
| Richmond | 3.81% | Hopkinton | 2.97% |
| Scituate | 2.44% | Portsmouth | 2.94% |
| Smithfield | 3.36% | Jamestown | 2.82% |
| South Kingstown | 3.21% | Coventry | 2.67% |
| Tiverton | 3.14% | North Kingstown | 2.67% |
| Warren | 3.97% | Foster | 2.58% |
| Warwick | 3.52% | Glocester | 2.58% |
| Westerly | 3.73% | Scituate | 2.44% |
| West Greenwich | 2.29% | Exeter | 2.29% |
| West Warwick | 3.58% | West Greenwich | 2.29% |
| Woonsocket | 3.07% | Charlestown | 2.27% |

| Providence Neighborhoods | |
|--------------------------|-------|
| Providence NE | 3.90% |
| Providence Other | 2.76% |

| Providence Neighborhoods | |
|--------------------------|-------|
| Providence NE | 3.90% |
| Providence Other | 2.76% |