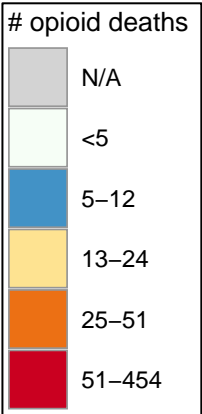
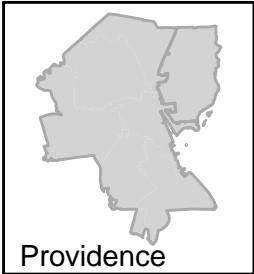
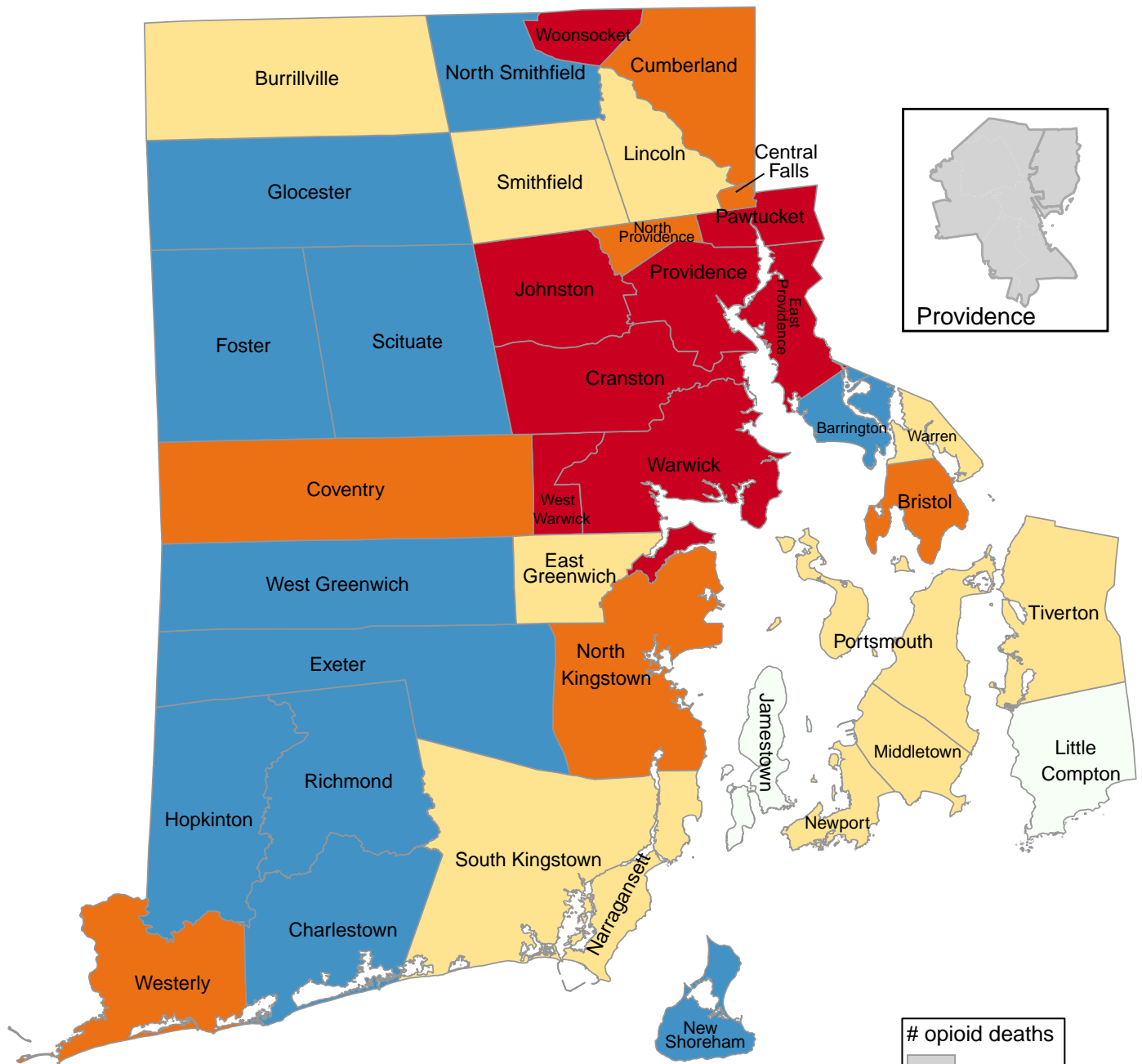


Number of Opioid Deaths of All Ages



State Total: 1,654

Source: RI Department of Health, 2014–2019



Questions or ideas? Beth.Dugan@umb.edu

6/2020

Opioid Deaths (All Ages)

Alphabetical Order of Town		Ranked Rate, High to Low	
Barrington	6	Providence	454
Bristol	26	Pawtucket	147
Burrillville	19	Warwick	133
Central Falls	45	Woonsocket	107
Charlestown	12	Cranston	98
Coventry	43	East Providence	70
Cranston	98	West Warwick	56
Cumberland	28	Johnston	54
East Greenwich	13	North Providence	51
East Providence	70	Central Falls	45
Exeter	6	Coventry	43
Foster	8	North Kingstown	30
Glocester	6	Westerly	29
Hopkinton	12	Cumberland	28
Jamestown	<5	Bristol	26
Johnston	54	Newport	24
Lincoln	14	South Kingstown	24
Little Compton	<5	Smithfield	21
Middletown	13	Burrillville	19
Narragansett	18	Narragansett	18
Newport	24	Portsmouth	18
New Shoreham	5	Warren	18
North Kingstown	30	Lincoln	14
North Providence	51	East Greenwich	13
North Smithfield	12	Middletown	13
Pawtucket	147	Tiverton	13
Portsmouth	18	Charlestown	12
Providence	454	Hopkinton	12
Richmond	5	North Smithfield	12
Scituate	9	Scituate	9
Smithfield	21	Foster	8
South Kingstown	24	West Greenwich	7
Tiverton	13	Barrington	6
Warren	18	Exeter	6
Warwick	133	Glocester	6
Westerly	29	New Shoreham	5
West Greenwich	7	Richmond	5
West Warwick	56	Jamestown	<5
Woonsocket	107	Little Compton	<5

Providence Neighborhoods	
Providence NE	N/A
Providence Other	N/A

Providence Neighborhoods	
Providence NE	N/A
Providence Other	N/A