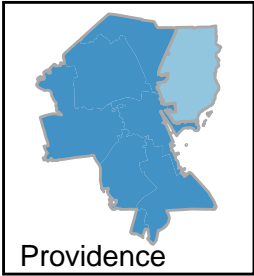
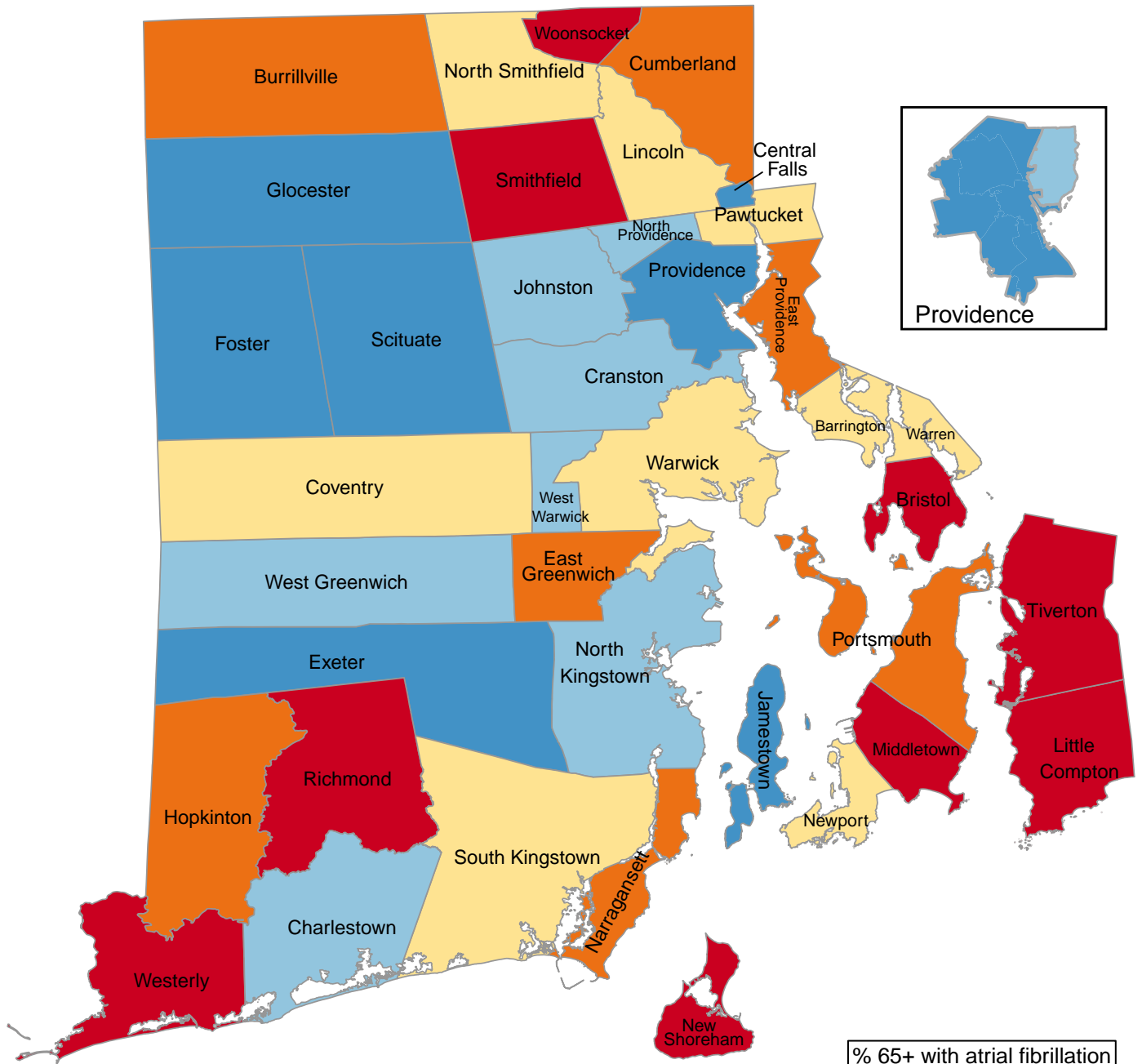
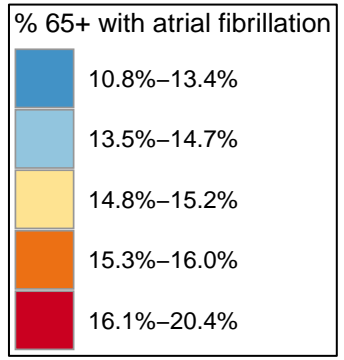


Percentage of Medicare Beneficiaries Age 65+ Years with Atrial Fibrillation



State Average: 15.0%

Source: CMS 2017



% 65+ with Atrial Fibrillation

Alphabetical Order of Town		Ranked Rate, High to Low	
Barrington	14.85%	Little Compton	20.25%
Bristol	16.75%	New Shoreham	18.72%
Burrillville	15.95%	Westerly	17.91%
Central Falls	10.93%	Tiverton	17.33%
Charlestown	14.17%	Woonsocket	17.16%
Coventry	15.15%	Bristol	16.75%
Cranston	14.60%	Richmond	16.45%
Cumberland	15.40%	Middletown	16.05%
East Greenwich	15.26%	Smithfield	16.00%
East Providence	15.52%	Burrillville	15.95%
Exeter	11.89%	Hopkinton	15.63%
Foster	11.96%	Narragansett	15.61%
Glocester	12.99%	East Providence	15.52%
Hopkinton	15.63%	Cumberland	15.40%
Jamestown	12.58%	East Greenwich	15.26%
Johnston	14.67%	Portsmouth	15.25%
Lincoln	14.70%	South Kingstown	15.24%
Little Compton	20.25%	Pawtucket	15.22%
Middletown	16.05%	Coventry	15.15%
Narragansett	15.61%	North Smithfield	14.99%
Newport	14.76%	Barrington	14.85%
New Shoreham	18.72%	Warren	14.78%
North Kingstown	14.45%	Newport	14.76%
North Providence	13.80%	Warwick	14.71%
North Smithfield	14.99%	Lincoln	14.70%
Pawtucket	15.22%	Johnston	14.67%
Portsmouth	15.25%	Cranston	14.60%
Providence	12.28%	North Kingstown	14.45%
Richmond	16.45%	Charlestown	14.17%
Scituate	12.93%	North Providence	13.80%
Smithfield	16.00%	West Greenwich	13.45%
South Kingstown	15.24%	West Warwick	13.37%
Tiverton	17.33%	Glocester	12.99%
Warren	14.78%	Scituate	12.93%
Warwick	14.71%	Jamestown	12.58%
Westerly	17.91%	Providence	12.28%
West Greenwich	13.45%	Foster	11.96%
West Warwick	13.37%	Exeter	11.89%
Woonsocket	17.16%	Central Falls	10.93%

Providence Neighborhoods	
Providence NE	14.61%
Providence Other	11.46%

Providence Neighborhoods	
Providence NE	14.61%
Providence Other	11.46%