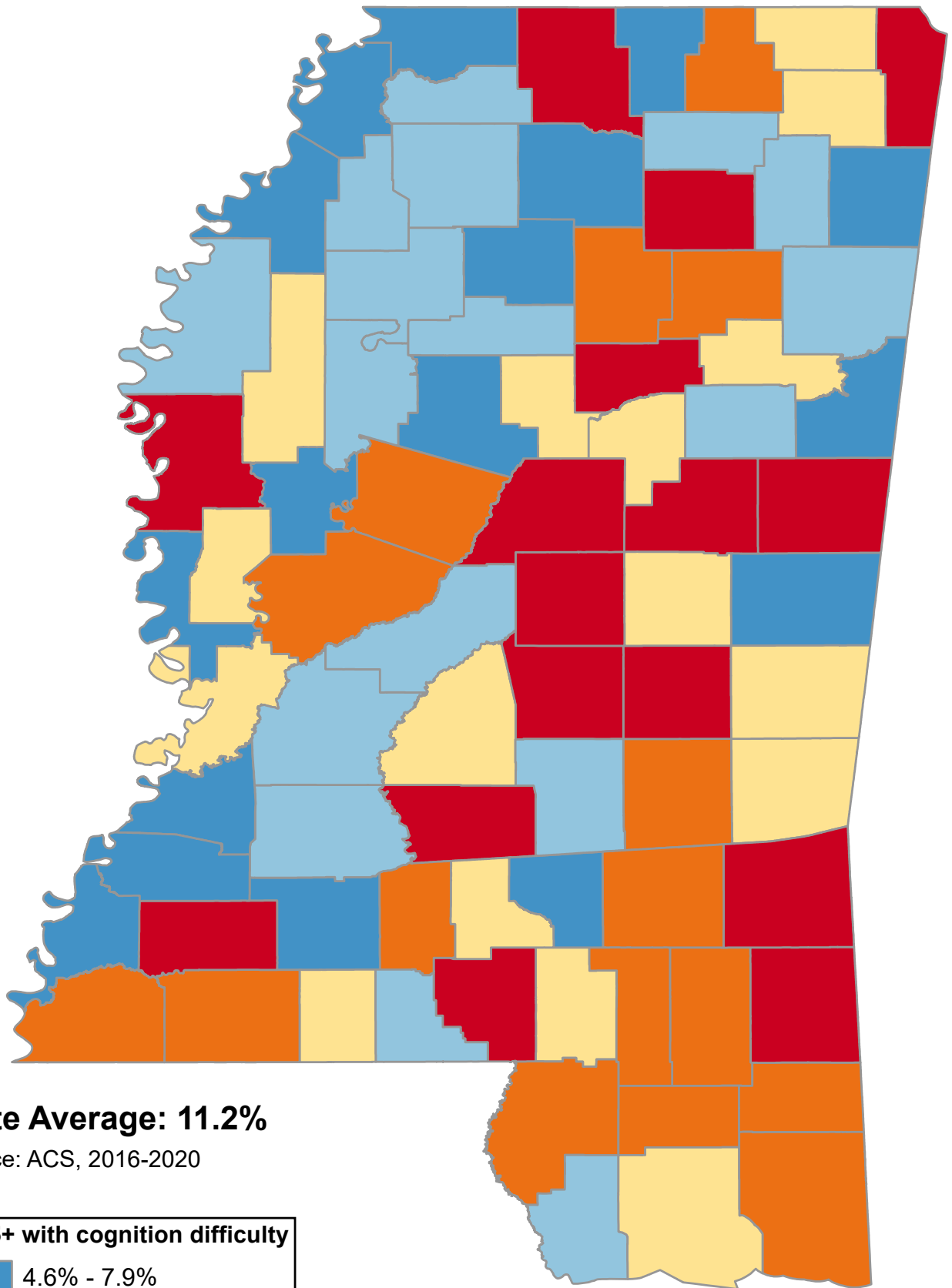







Percentage of Population Age 65+ Years with Self-Reported Cognition Difficulty



State Average: 11.2%

Source: ACS, 2016-2020

% 65+ with cognition difficulty	
	4.6% - 7.9%
	8.0% - 10.3%
	10.4% - 11.9%
	12.0% - 14.4%
	14.5% - 21.6%



Questions or ideas?
Beth.Dugan@umb.edu
September 2022

Percentage of Population Age 65+ Years with Self-Reported Cognition Difficulty

<u>Alphabetical Order of County</u>				<u>Ranked High to Low</u>			
Adams	6.83%	Leflore	9.69%	Scott	21.62%	Lauderdale	11.15%
Alcorn	11.50%	Lincoln	7.48%	Leake	19.56%	Lamar	11.07%
Amite	13.94%	Lowndes	4.99%	Noxubee	19.42%	Rankin	10.80%
Attala	15.49%	Madison	8.12%	Pontotoc	18.49%	Pike	10.63%
Benton	5.90%	Marion	16.83%	Winston	17.86%	Sharkey	10.50%
Bolivar	9.52%	Marshall	16.40%	Wayne	17.00%	Choctaw	10.45%
Calhoun	13.51%	Monroe	9.32%	Marion	16.83%	Warren	10.40%
Carroll	6.92%	Montgomery	11.21%	Washington	16.63%	Copiah	10.35%
Chickasaw	12.63%	Neshoba	11.56%	Marshall	16.40%	Panola	10.18%
Choctaw	10.45%	Newton	14.88%	Tishomingo	15.87%	Hinds	10.11%
Claiborne	7.45%	Noxubee	19.42%	Franklin	15.56%	Lee	10.01%
Clarke	11.54%	Oktibbeha	9.58%	Attala	15.49%	Grenada	9.89%
Clay	11.91%	Panola	10.18%	Greene	15.24%	Leflore	9.69%
Coahoma	7.16%	Pearl River	12.04%	Newton	14.88%	Oktibbeha	9.58%
Copiah	10.35%	Perry	13.97%	Webster	14.56%	Bolivar	9.52%
Covington	5.85%	Pike	10.63%	Simpson	14.47%	Union	9.50%
DeSoto	7.93%	Pontotoc	18.49%	Tippah	14.39%	Smith	9.43%
Forrest	13.70%	Prentiss	11.88%	Jasper	14.01%	Monroe	9.32%
Franklin	15.56%	Quitman	8.25%	Perry	13.97%	Hancock	9.07%
George	13.42%	Rankin	10.80%	Amite	13.94%	Walthall	9.01%
Greene	15.24%	Scott	21.62%	Forrest	13.70%	Tate	8.42%
Grenada	9.89%	Sharkey	10.50%	Calhoun	13.51%	Quitman	8.25%
Hancock	9.07%	Simpson	14.47%	Jones	13.47%	Madison	8.12%
Harrison	11.63%	Smith	9.43%	Wilkinson	13.43%	Tallahatchie	8.04%
Hinds	10.11%	Stone	12.70%	George	13.42%	DeSoto	7.93%
Holmes	13.28%	Sunflower	11.86%	Holmes	13.28%	Yalobusha	7.64%
Humphreys	7.48%	Tallahatchie	8.04%	Yazoo	13.22%	Humphreys	7.48%
Issaquena	7.14%	Tate	8.42%	Jackson	13.20%	Lincoln	7.48%
Itawamba	4.88%	Tippah	14.39%	Stone	12.70%	Claiborne	7.45%
Jackson	13.20%	Tishomingo	15.87%	Chickasaw	12.63%	Coahoma	7.16%
Jasper	14.01%	Tunica	4.67%	Pearl River	12.04%	Issaquena	7.14%
Jefferson	4.59%	Union	9.50%	Lawrence	12.00%	Carroll	6.92%
Jefferson Davis	11.54%	Walthall	9.01%	Clay	11.91%	Adams	6.83%
Jones	13.47%	Warren	10.40%	Prentiss	11.88%	Benton	5.90%
Kemper	5.63%	Washington	16.63%	Sunflower	11.86%	Covington	5.85%
Lafayette	5.25%	Wayne	17.00%	Harrison	11.63%	Kemper	5.63%
Lamar	11.07%	Webster	14.56%	Neshoba	11.56%	Lafayette	5.25%
Lauderdale	11.15%	Wilkinson	13.43%	Jefferson Davis	11.54%	Lowndes	4.99%
Lawrence	12.00%	Winston	17.86%	Clarke	11.54%	Itawamba	4.88%
Leake	19.56%	Yalobusha	7.64%	Alcorn	11.50%	Tunica	4.67%
Lee	10.01%	Yazoo	13.22%	Montgomery	11.21%	Jefferson	4.59%