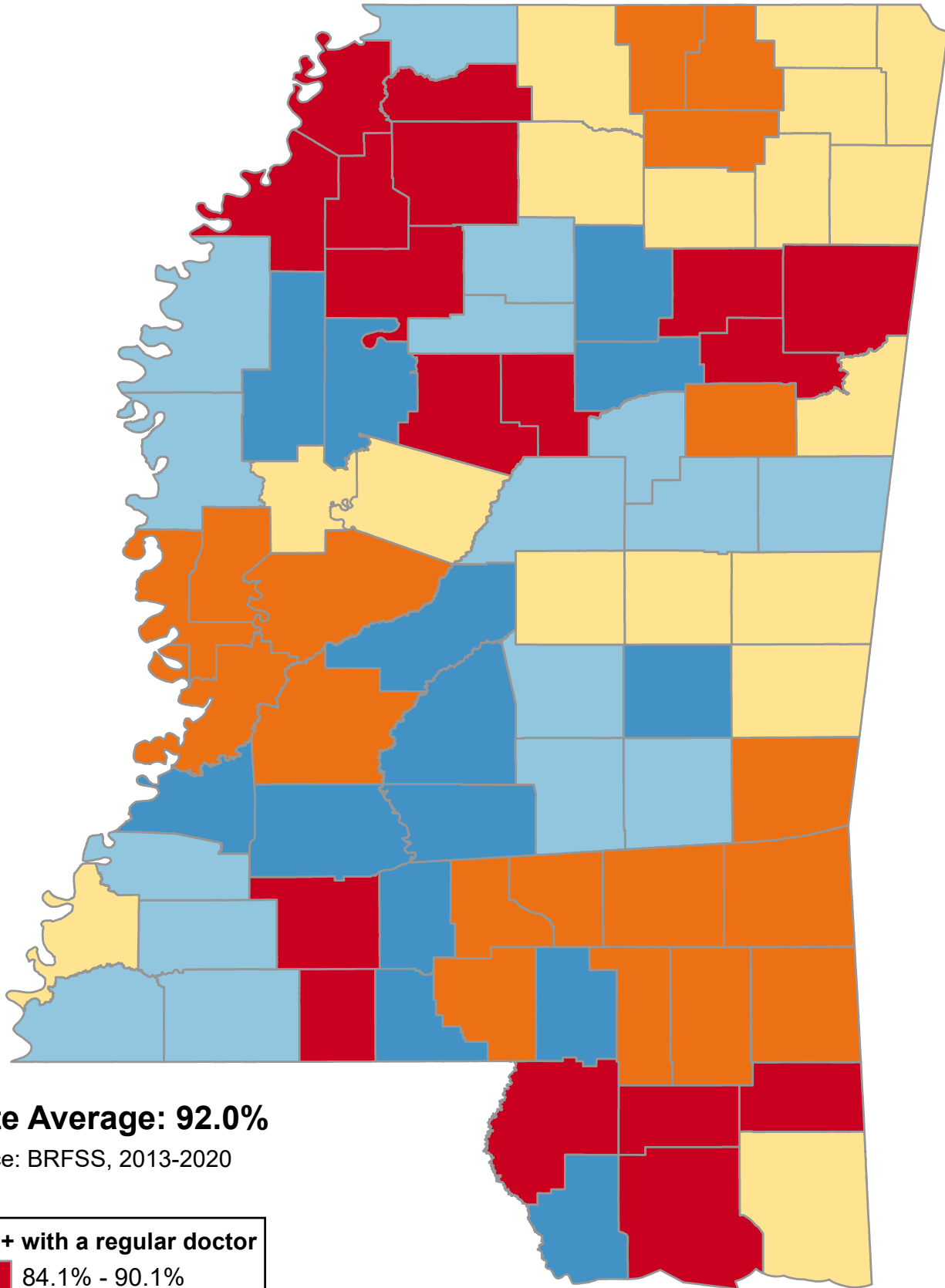







Percentage of Persons Age 60+ Years with a Regular Doctor



State Average: 92.0%

Source: BRFSS, 2013-2020

% 60+ with a regular doctor	
	84.1% - 90.1%
	90.2% - 91.2%
	91.3% - 92.3%
	92.4% - 94.4%
	94.5% - 96.9%



Questions or ideas?
Beth.Dugan@umb.edu
September 2022

Percentage of Persons Age 60+ Years with a Regular Doctor

<u>Alphabetical Order of County</u>				<u>Ranked High to Low</u>			
Adams	91.57%	Leflore	94.98%	Sunflower	96.90%	Marshall	91.91%
Alcorn	92.06%	Lincoln	89.32%	Claiborne	96.32%	Holmes	91.79%
Amite	92.50%	Lowndes	91.97%	Copiah	96.32%	Humphreys	91.79%
Attala	92.44%	Madison	95.06%	Simpson	96.32%	Adams	91.57%
Benton	90.50%	Marion	91.07%	Newton	95.25%	Lauderdale	91.33%
Bolivar	94.04%	Marshall	91.91%	Madison	95.06%	Jackson	91.22%
Calhoun	94.86%	Monroe	88.37%	Rankin	95.06%	Greene	91.17%
Carroll	89.14%	Montgomery	89.14%	Leflore	94.98%	Jones	91.17%
Chickasaw	89.76%	Neshoba	92.35%	Hancock	94.90%	Wayne	91.17%
Choctaw	92.79%	Newton	95.25%	Calhoun	94.86%	Covington	91.07%
Claiborne	96.32%	Noxubee	92.79%	Webster	94.86%	Jefferson Davis	91.07%
Clarke	90.36%	Oktibbeha	90.72%	Lamar	94.68%	Marion	91.07%
Clay	89.76%	Panola	89.27%	Lawrence	94.65%	Issaquena	91.00%
Coahoma	89.40%	Pearl River	88.36%	Walthall	94.65%	Sharkey	91.00%
Copiah	96.32%	Perry	90.73%	Jasper	94.43%	Warren	91.00%
Covington	91.07%	Pike	89.59%	Scott	94.43%	Yazoo	91.00%
DeSoto	92.58%	Pontotoc	92.04%	Smith	94.43%	Forrest	90.73%
Forrest	90.73%	Prentiss	92.06%	Franklin	94.30%	Perry	90.73%
Franklin	94.30%	Quitman	89.40%	Jefferson	94.30%	Oktibbeha	90.72%
George	88.36%	Rankin	95.06%	Bolivar	94.04%	Hinds	90.65%
Greene	91.17%	Scott	94.43%	Grenada	92.84%	Benton	90.50%
Grenada	92.84%	Sharkey	91.00%	Yalobusha	92.84%	Tippah	90.50%
Hancock	94.90%	Simpson	96.32%	Choctaw	92.79%	Union	90.50%
Harrison	90.09%	Smith	94.43%	Noxubee	92.79%	Clarke	90.36%
Hinds	90.65%	Stone	88.36%	Winston	92.79%	Harrison	90.09%
Holmes	91.79%	Sunflower	96.90%	Washington	92.71%	Chickasaw	89.76%
Humphreys	91.79%	Tallahatchie	89.27%	DeSoto	92.58%	Clay	89.76%
Issaquena	91.00%	Tate	84.06%	Amite	92.50%	Pike	89.59%
Itawamba	92.04%	Tippah	90.50%	Wilkinson	92.50%	Coahoma	89.40%
Jackson	91.22%	Tishomingo	92.06%	Attala	92.44%	Quitman	89.40%
Jasper	94.43%	Tunica	89.40%	Kemper	92.35%	Tunica	89.40%
Jefferson	94.30%	Union	90.50%	Leake	92.35%	Lincoln	89.32%
Jefferson Davis	91.07%	Walthall	94.65%	Neshoba	92.35%	Panola	89.27%
Jones	91.17%	Warren	91.00%	Alcorn	92.06%	Tallahatchie	89.27%
Kemper	92.35%	Washington	92.71%	Prentiss	92.06%	Carroll	89.14%
Lafayette	91.91%	Wayne	91.17%	Tishomingo	92.06%	Montgomery	89.14%
Lamar	94.68%	Webster	94.86%	Itawamba	92.04%	Monroe	88.37%
Lauderdale	91.33%	Wilkinson	92.50%	Lee	92.04%	George	88.36%
Lawrence	94.65%	Winston	92.79%	Pontotoc	92.04%	Pearl River	88.36%
Leake	92.35%	Yalobusha	92.84%	Lowndes	91.97%	Stone	88.36%
Lee	92.04%	Yazoo	91.00%	Lafayette	91.91%	Tate	84.06%