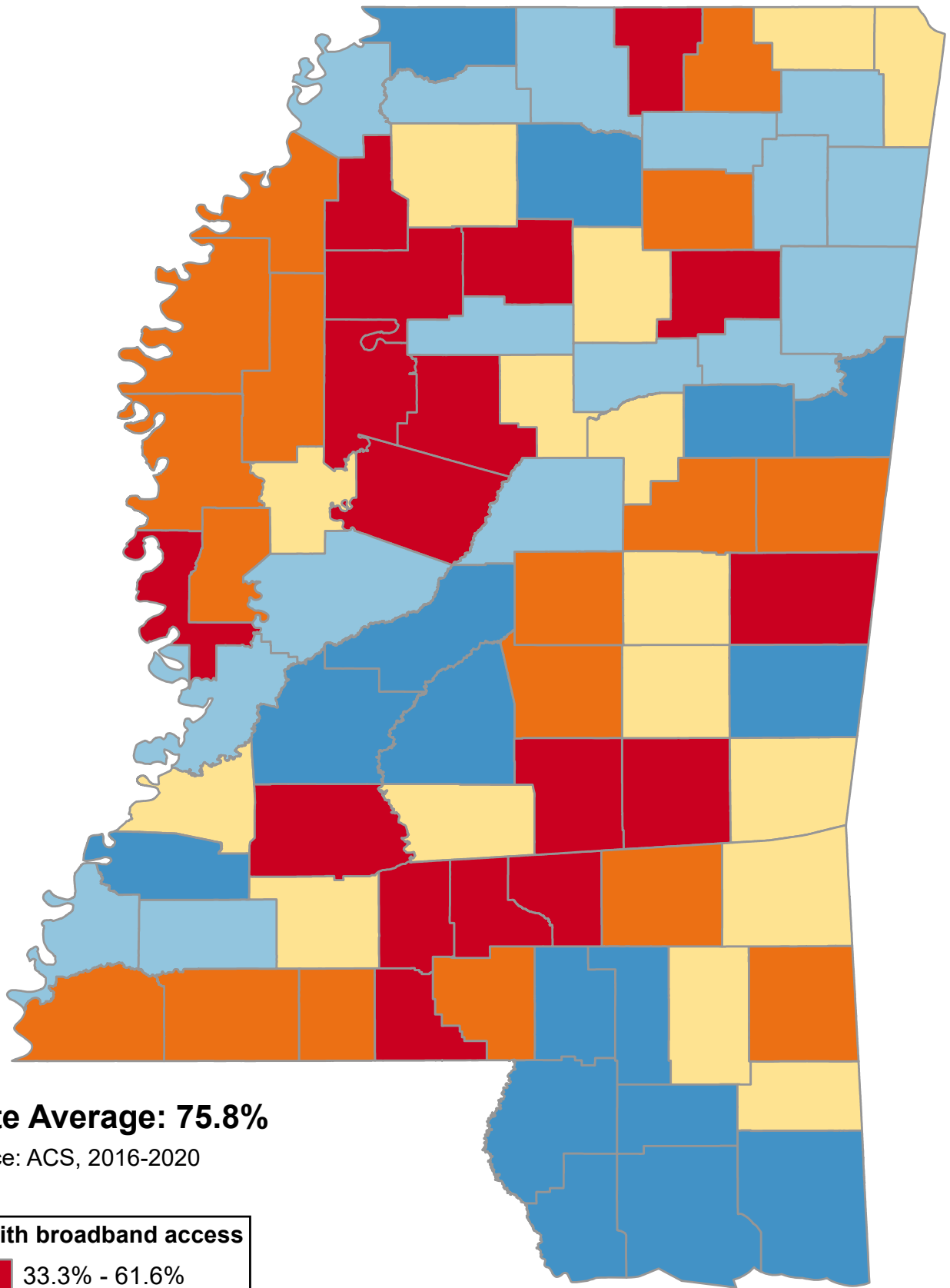







Percentage of Households with Access to Broadband (All Ages)



State Average: 75.8%

Source: ACS, 2016-2020

% with broadband access	
	33.3% - 61.6%
	61.7% - 67.3%
	67.4% - 71.5%
	71.6% - 77.2%
	77.3% - 89.4%



Questions or ideas?
Beth.Dugan@umb.edu
September 2022

Percentage of Households with Access to Broadband (All Ages)

<u>Alphabetical Order of County</u>				<u>Ranked High to Low</u>			
Adams	75.19%	Leflore	49.08%	DeSoto	89.36%	Clarke	69.41%
Alcorn	71.53%	Lincoln	69.77%	Madison	88.03%	Newton	68.81%
Amite	65.08%	Lowndes	80.91%	Rankin	86.97%	Calhoun	68.46%
Attala	73.60%	Madison	88.03%	Lafayette	86.91%	Panola	68.36%
Benton	57.96%	Marion	63.53%	Lamar	84.28%	George	68.11%
Bolivar	66.66%	Marshall	75.28%	Hinds	83.60%	Simpson	67.91%
Calhoun	68.46%	Monroe	77.07%	Harrison	83.06%	Humphreys	67.78%
Carroll	61.25%	Montgomery	71.14%	Jackson	82.60%	Leake	67.27%
Chickasaw	61.55%	Neshoba	70.66%	Hancock	81.04%	Bolivar	66.66%
Choctaw	71.49%	Newton	68.81%	Jefferson	80.97%	Coahoma	66.61%
Claiborne	69.45%	Noxubee	63.26%	Lowndes	80.91%	Greene	66.59%
Clarke	69.41%	Oktibbeha	77.61%	Pearl River	78.74%	Winston	66.28%
Clay	77.23%	Panola	68.36%	Forrest	78.22%	Scott	66.28%
Coahoma	66.61%	Pearl River	78.74%	Oktibbeha	77.61%	Pike	65.94%
Copiah	56.88%	Perry	70.46%	Stone	77.47%	Tippah	65.30%
Covington	54.60%	Pike	65.94%	Lauderdale	77.27%	Amite	65.08%
DeSoto	89.36%	Pontotoc	63.81%	Clay	77.23%	Sharkey	64.26%
Forrest	78.22%	Prentiss	74.35%	Warren	77.16%	Pontotoc	63.81%
Franklin	75.85%	Quitman	59.70%	Monroe	77.07%	Sunflower	63.74%
George	68.11%	Rankin	86.97%	Lee	76.82%	Marion	63.53%
Greene	66.59%	Scott	66.28%	Grenada	76.19%	Washington	63.34%
Grenada	76.19%	Sharkey	64.26%	Tate	75.99%	Noxubee	63.26%
Hancock	81.04%	Simpson	67.91%	Franklin	75.85%	Jones	62.41%
Harrison	83.06%	Smith	48.17%	Marshall	75.28%	Wilkinson	61.73%
Hinds	83.60%	Stone	77.47%	Adams	75.19%	Chickasaw	61.55%
Holmes	50.28%	Sunflower	63.74%	Tunica	75.18%	Carroll	61.25%
Humphreys	67.78%	Tallahatchie	57.08%	Itawamba	74.46%	Jefferson Davis	60.91%
Issaquena	33.33%	Tate	75.99%	Prentiss	74.35%	Kemper	60.63%
Itawamba	74.46%	Tippah	65.30%	Webster	73.80%	Yalobusha	60.46%
Jackson	82.60%	Tishomingo	69.94%	Attala	73.60%	Quitman	59.70%
Jasper	49.53%	Tunica	75.18%	Yazoo	73.49%	Benton	57.96%
Jefferson	80.97%	Union	71.75%	Union	71.75%	Tallahatchie	57.08%
Jefferson Davis	60.91%	Walthall	56.16%	Alcorn	71.53%	Copiah	56.88%
Jones	62.41%	Warren	77.16%	Choctaw	71.49%	Walthall	56.16%
Kemper	60.63%	Washington	63.34%	Montgomery	71.14%	Covington	54.60%
Lafayette	86.91%	Wayne	71.01%	Wayne	71.01%	Holmes	50.28%
Lamar	84.28%	Webster	73.80%	Neshoba	70.66%	Jasper	49.53%
Lauderdale	77.27%	Wilkinson	61.73%	Perry	70.46%	Leflore	49.08%
Lawrence	48.02%	Winston	66.28%	Tishomingo	69.94%	Smith	48.17%
Leake	67.27%	Yalobusha	60.46%	Lincoln	69.77%	Lawrence	48.02%
Lee	76.82%	Yazoo	73.49%	Claiborne	69.45%	Issaquena	33.33%