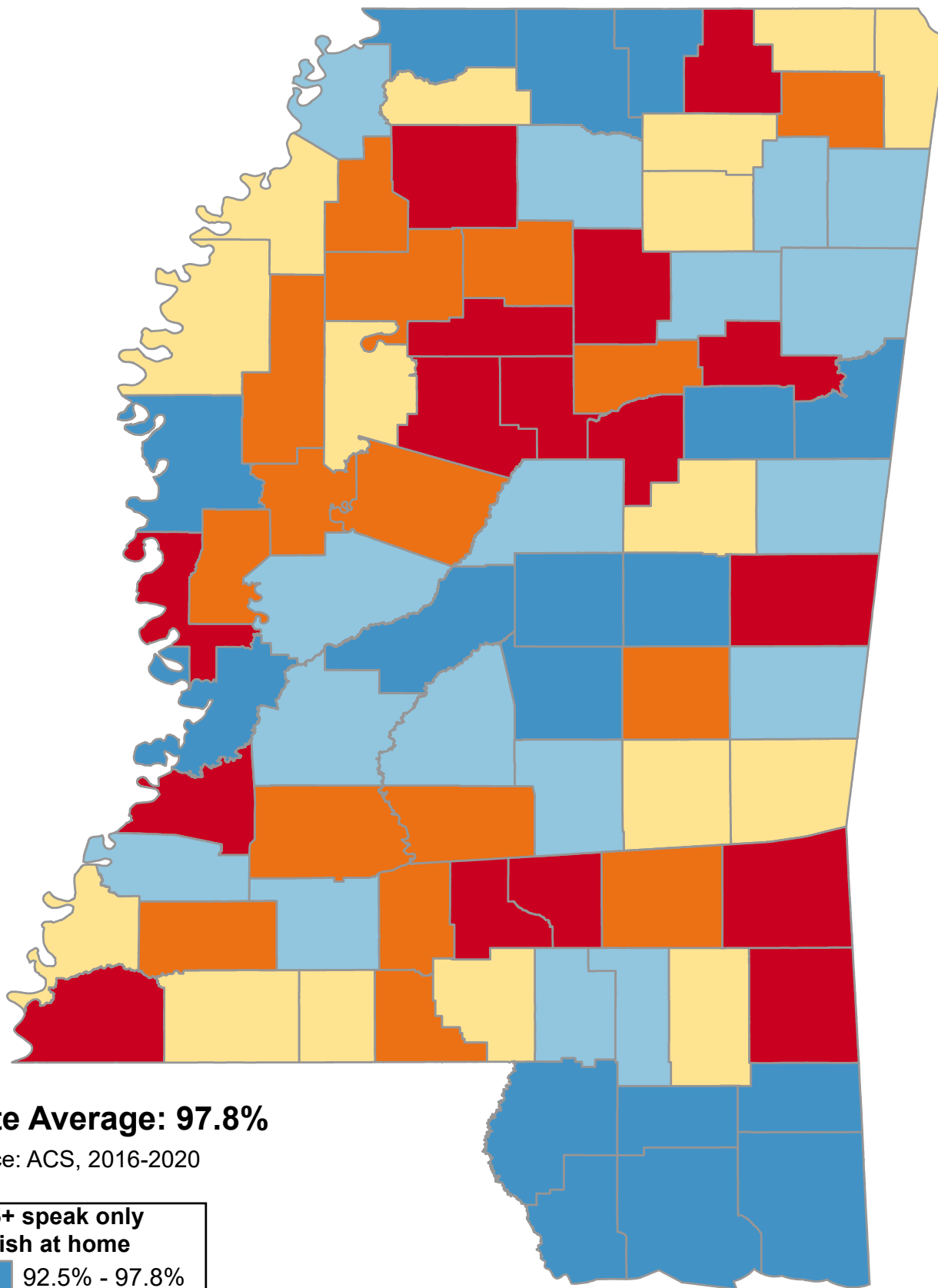







Percentage of Population Age 65+ Years who Speak only English at Home



State Average: 97.8%

Source: ACS, 2016-2020

% 65+ speak only English at home	
	92.5% - 97.8%
	97.9% - 98.6%
	98.7% - 99.2%
	99.3% - 99.8%
	99.9% - 100%



Questions or ideas?
Beth.Dugan@umb.edu
September 2022

Percentage of Population Age 65+ Years Who Speak only English at Home

<u>Alphabetical Order of County</u>				<u>Ranked High to Low</u>			
Adams	98.95%	Leflore	98.95%	Carroll	100%	Pike	98.85%
Alcorn	98.80%	Lincoln	98.09%	Choctaw	100%	Bolivar	98.83%
Amite	98.79%	Lowndes	97.38%	Claiborne	100%	Alcorn	98.80%
Attala	97.94%	Madison	95.86%	Clay	100%	Amite	98.79%
Benton	94.83%	Marion	98.86%	Covington	100%	Tishomingo	98.72%
Bolivar	98.83%	Marshall	97.71%	Grenada	100%	Coahoma	98.72%
Calhoun	99.85%	Monroe	98.41%	Issaquena	100%	Pontotoc	98.65%
Carroll	100%	Montgomery	99.91%	Jefferson Davis	100%	Yazoo	98.60%
Chickasaw	97.88%	Neshoba	93.75%	Kemper	100%	Smith	98.59%
Choctaw	100%	Newton	99.59%	Panola	100%	Noxubee	98.50%
Claiborne	100%	Noxubee	98.50%	Wayne	100%	Hinds	98.50%
Clarke	99.18%	Oktibbeha	96.69%	Wilkinson	100%	Lamar	98.49%
Clay	100%	Panola	100%	Greene	99.95%	Tunica	98.48%
Coahoma	98.72%	Pearl River	95.72%	Tippah	99.92%	Itawamba	98.45%
Copiah	99.49%	Perry	98.99%	Montgomery	99.91%	Monroe	98.41%
Covington	100%	Pike	98.85%	Calhoun	99.85%	Lee	98.39%
DeSoto	97.83%	Pontotoc	98.65%	Yalobusha	99.84%	Forrest	98.38%
Forrest	98.38%	Prentiss	99.22%	Simpson	99.81%	Lauderdale	98.31%
Franklin	99.67%	Quitman	99.59%	Tallahatchie	99.77%	Jefferson	98.19%
George	96.54%	Rankin	98.03%	Webster	99.71%	Lincoln	98.09%
Greene	99.95%	Scott	92.47%	Franklin	99.67%	Lafayette	98.05%
Grenada	100%	Sharkey	99.21%	Newton	99.59%	Rankin	98.03%
Hancock	95.44%	Simpson	99.81%	Quitman	99.59%	Attala	97.94%
Harrison	94.95%	Smith	98.59%	Holmes	99.58%	Chickasaw	97.88%
Hinds	98.50%	Stone	95.57%	Lawrence	99.56%	DeSoto	97.83%
Holmes	99.58%	Sunflower	99.51%	Sunflower	99.51%	Marshall	97.71%
Humphreys	99.49%	Tallahatchie	99.77%	Humphreys	99.49%	Leake	97.67%
Issaquena	100%	Tate	99.18%	Copiah	99.49%	Lowndes	97.38%
Itawamba	98.45%	Tippah	99.92%	Jones	99.49%	Oktibbeha	96.69%
Jackson	95.33%	Tishomingo	98.72%	Prentiss	99.22%	George	96.54%
Jasper	98.97%	Tunica	98.48%	Sharkey	99.21%	Madison	95.86%
Jefferson	98.19%	Union	99.01%	Walthall	99.19%	Washington	95.73%
Jefferson Davis	100%	Walthall	99.19%	Clarke	99.18%	Pearl River	95.72%
Jones	99.49%	Warren	94.68%	Tate	99.18%	Stone	95.57%
Kemper	100%	Washington	95.73%	Union	99.01%	Hancock	95.44%
Lafayette	98.05%	Wayne	100%	Perry	98.99%	Jackson	95.33%
Lamar	98.49%	Webster	99.71%	Jasper	98.97%	Harrison	94.95%
Lauderdale	98.31%	Wilkinson	100%	Adams	98.95%	Benton	94.83%
Lawrence	99.56%	Winston	98.92%	Leflore	98.95%	Warren	94.68%
Leake	97.67%	Yalobusha	99.84%	Winston	98.92%	Neshoba	93.75%
Lee	98.39%	Yazoo	98.60%	Marion	98.86%	Scott	92.47%