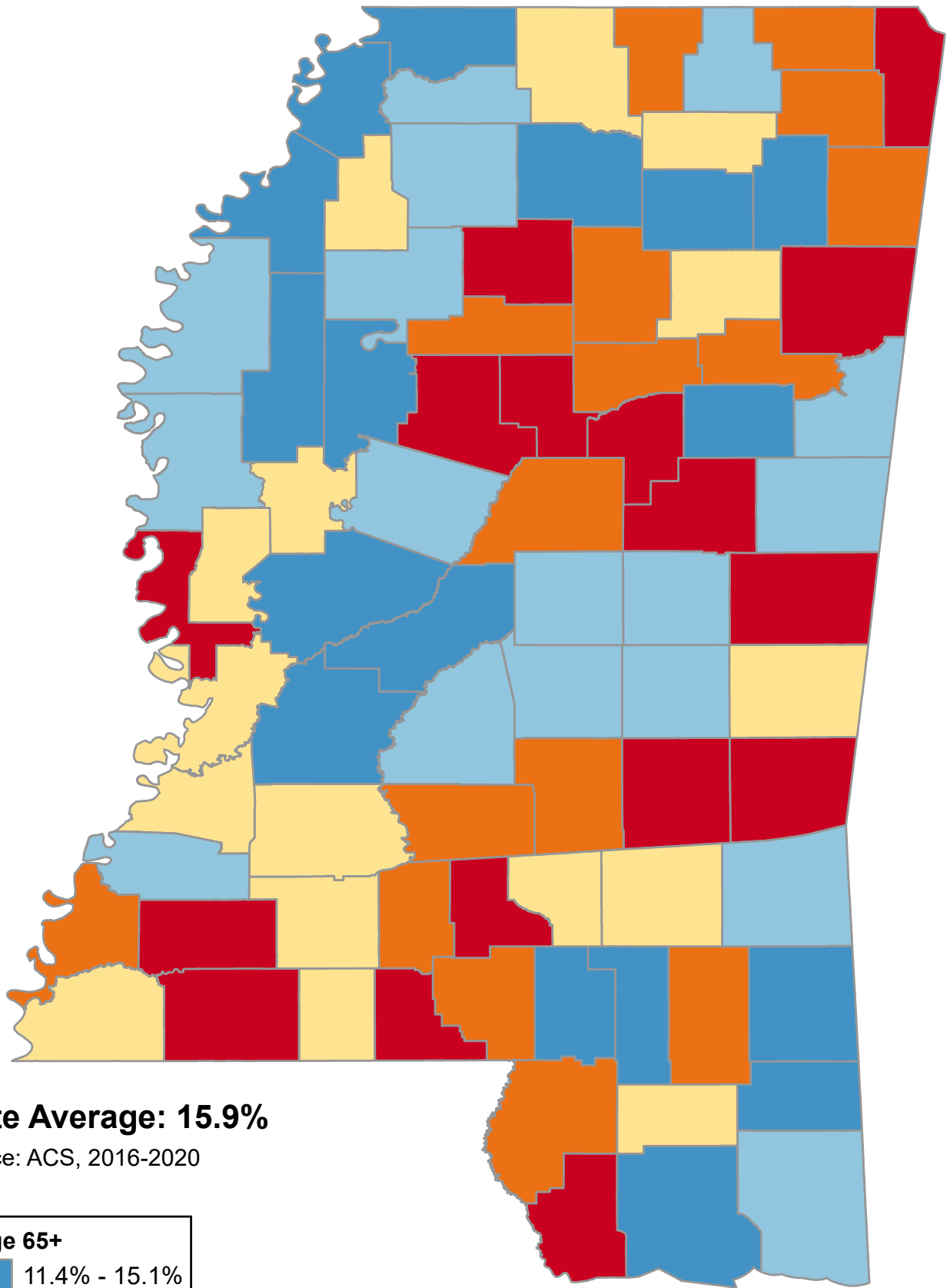







Percentage of Population Age 65+ Years



State Average: 15.9%

Source: ACS, 2016-2020

% age 65+	
	11.4% - 15.1%
	15.2% - 16.4%
	16.5% - 17.4%
	17.5% - 19.6%
	19.7% - 23.6%



Questions or ideas?
Beth.Dugan@umb.edu
September 2022

Population 65 Years or Older as % of Total Population

Alphabetical Order of County

Adams	18.68%	Leflore	14.20%
Alcorn	18.39%	Lincoln	17.00%
Amite	23.46%	Lowndes	15.96%
Attala	19.33%	Madison	13.15%
Benton	17.99%	Marion	18.43%
Bolivar	15.60%	Marshall	17.45%
Calhoun	18.87%	Monroe	19.69%
Carroll	23.59%	Montgomery	21.61%
Chickasaw	17.39%	Neshoba	16.31%
Choctaw	21.89%	Newton	16.21%
Claiborne	16.82%	Noxubee	16.42%
Clarke	20.43%	Oktibbeha	11.39%
Clay	18.34%	Panola	15.91%
Coahoma	15.15%	Pearl River	18.88%
Copiah	17.37%	Perry	18.18%
Covington	17.08%	Pike	16.85%
DeSoto	12.96%	Pontotoc	15.02%
Forrest	13.63%	Prentiss	17.73%
Franklin	19.92%	Quitman	17.38%
George	14.75%	Rankin	15.22%
Greene	14.13%	Scott	15.88%
Grenada	17.67%	Sharkey	17.24%
Hancock	20.28%	Simpson	17.75%
Harrison	14.95%	Smith	19.61%
Hinds	14.26%	Stone	16.79%
Holmes	15.17%	Sunflower	13.49%
Humphreys	16.86%	Tallahatchie	15.16%
Issaquena	22.57%	Tate	16.34%
Itawamba	17.62%	Tippah	16.29%
Jackson	16.08%	Tishomingo	20.62%
Jasper	20.08%	Tunica	12.09%
Jefferson	15.50%	Union	16.61%
Jefferson Davis	22.46%	Walthall	19.70%
Jones	16.81%	Warren	16.75%
Kemper	20.90%	Washington	16.36%
Lafayette	12.64%	Wayne	16.39%
Lamar	13.60%	Webster	18.01%
Lauderdale	17.17%	Wilkinson	17.31%
Lawrence	17.86%	Winston	20.36%
Leake	16.19%	Yalobusha	20.34%
Lee	14.89%	Yazoo	13.02%

Ranked High to Low

Carroll	23.59%	Humphreys	16.86%
Amite	23.46%	Pike	16.85%
Issaquena	22.57%	Claiborne	16.82%
Jefferson Davis	22.46%	Jones	16.81%
Choctaw	21.89%	Stone	16.79%
Montgomery	21.61%	Warren	16.75%
Kemper	20.90%	Union	16.61%
Tishomingo	20.62%	Noxubee	16.42%
Clarke	20.43%	Wayne	16.39%
Winston	20.36%	Washington	16.36%
Yalobusha	20.34%	Tate	16.34%
Hancock	20.28%	Neshoba	16.31%
Jasper	20.08%	Tippah	16.29%
Franklin	19.92%	Newton	16.21%
Walthall	19.70%	Leake	16.19%
Monroe	19.69%	Jackson	16.08%
Smith	19.61%	Lowndes	15.96%
Attala	19.33%	Panola	15.91%
Pearl River	18.88%	Scott	15.88%
Calhoun	18.87%	Bolivar	15.60%
Adams	18.68%	Jefferson	15.50%
Marion	18.43%	Rankin	15.22%
Alcorn	18.39%	Holmes	15.17%
Clay	18.34%	Tallahatchie	15.16%
Perry	18.18%	Coahoma	15.15%
Webster	18.01%	Pontotoc	15.02%
Benton	17.99%	Harrison	14.95%
Lawrence	17.86%	Lee	14.89%
Simpson	17.75%	George	14.75%
Prentiss	17.73%	Hinds	14.26%
Grenada	17.67%	Leflore	14.20%
Itawamba	17.62%	Greene	14.13%
Marshall	17.45%	Forrest	13.63%
Chickasaw	17.39%	Lamar	13.60%
Quitman	17.38%	Sunflower	13.49%
Copiah	17.37%	Madison	13.15%
Wilkinson	17.31%	Yazoo	13.02%
Sharkey	17.24%	DeSoto	12.96%
Lauderdale	17.17%	Lafayette	12.64%
Covington	17.08%	Tunica	12.09%
Lincoln	17.00%	Oktibbeha	11.39%