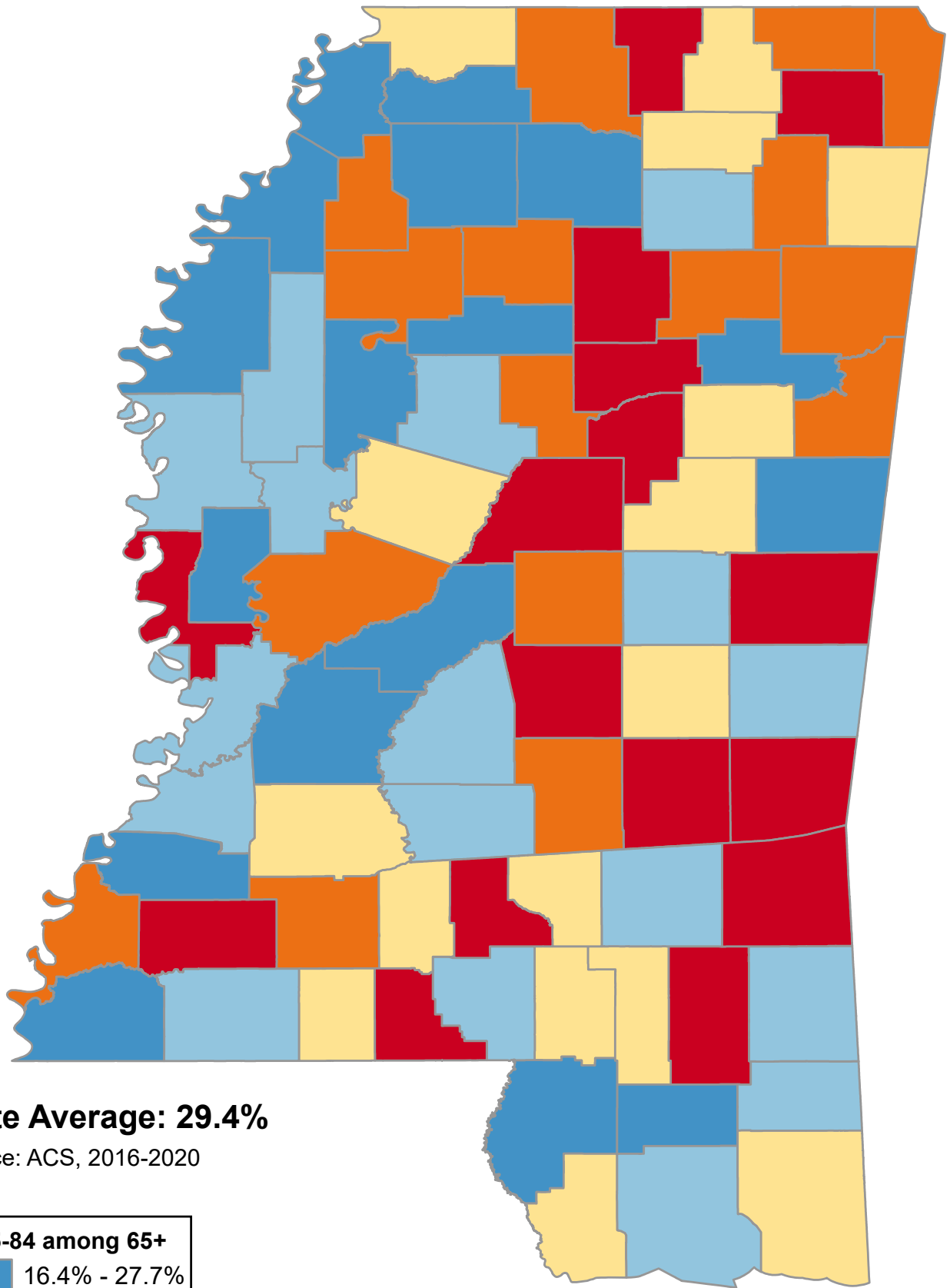







Percentage of Population Age 75 - 84 Years Among People Age 65+ Years



State Average: 29.4%

Source: ACS, 2016-2020

% 75-84 among 65+	
	16.4% - 27.7%
	27.8% - 29.3%
	29.4% - 30.9%
	31.0% - 32.5%
	32.6% - 41.0%



Questions or ideas?
Beth.Dugan@umb.edu
September 2022

Percentage of Population Age 75 - 84 Years among People Age 65+ Years

<u>Alphabetical Order of County</u>				<u>Ranked High to Low</u>			
Adams	32.30%	Leflore	26.56%	Kemper	40.99%	Union	29.92%
Alcorn	31.41%	Lincoln	31.95%	Walthall	37.28%	Tippah	29.92%
Amite	28.50%	Lowndes	31.21%	Jefferson Davis	37.22%	Jackson	29.72%
Attala	33.60%	Madison	23.58%	Choctaw	36.25%	Pike	29.65%
Benton	34.25%	Marion	29.26%	Webster	35.22%	Forrest	29.57%
Bolivar	24.55%	Marshall	31.37%	Franklin	34.61%	Hancock	29.42%
Calhoun	34.56%	Monroe	32.46%	Calhoun	34.56%	DeSoto	29.35%
Carroll	29.04%	Montgomery	31.33%	Clarke	34.52%	Warren	29.27%
Chickasaw	31.49%	Neshoba	28.01%	Wayne	34.49%	Marion	29.26%
Choctaw	36.25%	Newton	30.10%	Scott	34.31%	Greene	29.26%
Claiborne	28.14%	Noxubee	26.74%	Benton	34.25%	Pontotoc	29.12%
Clarke	34.52%	Oktibbeha	30.53%	Jasper	34.05%	Simpson	29.10%
Clay	23.97%	Panola	26.73%	Attala	33.60%	Rankin	29.08%
Coahoma	24.36%	Pearl River	27.26%	Perry	33.38%	Carroll	29.04%
Copiah	30.06%	Perry	33.38%	Issaquena	33.33%	Humphreys	29.02%
Covington	30.20%	Pike	29.65%	Prentiss	32.97%	Lauderdale	28.91%
DeSoto	29.35%	Pontotoc	29.12%	Monroe	32.46%	George	28.83%
Forrest	29.57%	Prentiss	32.97%	Quitman	32.46%	Amite	28.50%
Franklin	34.61%	Quitman	32.46%	Adams	32.30%	Harrison	28.43%
George	28.83%	Rankin	29.08%	Lee	32.24%	Jones	28.30%
Greene	29.26%	Scott	34.31%	Yalobusha	32.20%	Claiborne	28.14%
Grenada	26.54%	Sharkey	27.65%	Lincoln	31.95%	Washington	28.08%
Hancock	29.42%	Simpson	29.10%	Yazoo	31.55%	Neshoba	28.01%
Harrison	28.43%	Smith	31.50%	Smith	31.50%	Sunflower	27.97%
Hinds	27.51%	Stone	26.82%	Chickasaw	31.49%	Sharkey	27.65%
Holmes	30.86%	Sunflower	27.97%	Alcorn	31.41%	Hinds	27.51%
Humphreys	29.02%	Tallahatchie	31.05%	Marshall	31.37%	Pearl River	27.26%
Issaquena	33.33%	Tate	24.66%	Leake	31.34%	Stone	26.82%
Itawamba	30.49%	Tippah	29.92%	Montgomery	31.33%	Noxubee	26.74%
Jackson	29.72%	Tishomingo	30.93%	Lowndes	31.21%	Panola	26.73%
Jasper	34.05%	Tunica	16.36%	Tallahatchie	31.05%	Leflore	26.56%
Jefferson	17.10%	Union	29.92%	Tishomingo	30.93%	Grenada	26.54%
Jefferson Davis	37.22%	Walthall	37.28%	Holmes	30.86%	Lafayette	26.30%
Jones	28.30%	Warren	29.27%	Winston	30.69%	Wilkinson	25.15%
Kemper	40.99%	Washington	28.08%	Lamar	30.57%	Tate	24.66%
Lafayette	26.30%	Wayne	34.49%	Oktibbeha	30.53%	Bolivar	24.55%
Lamar	30.57%	Webster	35.22%	Itawamba	30.49%	Coahoma	24.36%
Lauderdale	28.91%	Wilkinson	25.15%	Lawrence	30.49%	Clay	23.97%
Lawrence	30.49%	Winston	30.69%	Covington	30.20%	Madison	23.58%
Leake	31.34%	Yalobusha	32.20%	Newton	30.10%	Jefferson	17.10%
Lee	32.24%	Yazoo	31.55%	Copiah	30.06%	Tunica	16.36%