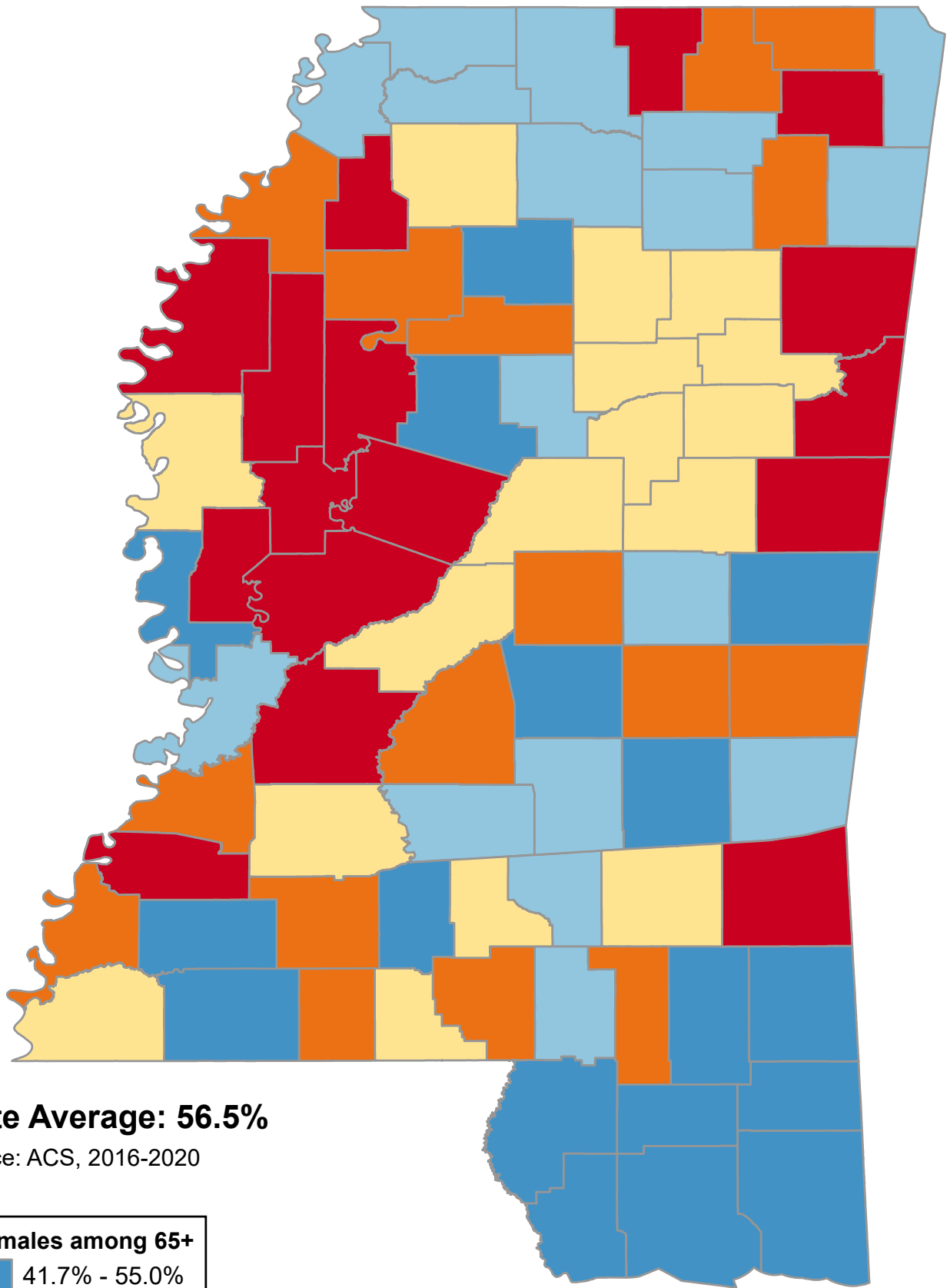







Percentage of Females In Population Age 65+ Years



State Average: 56.5%

Source: ACS, 2016-2020

% females among 65+	
	41.7% - 55.0%
	55.1% - 56.3%
	56.4% - 57.1%
	57.2% - 57.6%
	57.7% - 61.0%



Questions or ideas?
Beth.Dugan@umb.edu
September 2022

Percentage of Females in Population Age 65+ Years

<u>Alphabetical Order of County</u>				<u>Ranked High to Low</u>			
Adams	57.56%	Leflore	59.19%	Benton	60.98%	Madison	56.66%
Alcorn	57.28%	Lincoln	57.34%	Jefferson	60.00%	Webster	56.62%
Amite	54.44%	Lowndes	58.18%	Bolivar	59.70%	Panola	56.58%
Attala	56.48%	Madison	56.66%	Prentiss	59.31%	Washington	56.53%
Benton	60.98%	Marion	57.23%	Sharkey	59.24%	Attala	56.48%
Bolivar	59.70%	Marshall	56.12%	Leflore	59.19%	Copiah	56.41%
Calhoun	56.88%	Monroe	57.84%	Hinds	58.64%	Choctaw	56.29%
Carroll	52.76%	Montgomery	56.25%	Sunflower	58.56%	Montgomery	56.25%
Chickasaw	56.78%	Neshoba	55.07%	Yazoo	58.51%	DeSoto	56.20%
Choctaw	56.29%	Newton	57.57%	Quitman	58.38%	Marshall	56.12%
Claiborne	57.46%	Noxubee	57.69%	Lowndes	58.18%	Tunica	56.07%
Clarke	55.63%	Oktibbeha	56.73%	Wayne	58.16%	Lafayette	56.03%
Clay	57.09%	Panola	56.58%	Holmes	58.05%	Lamar	55.96%
Coahoma	57.45%	Pearl River	54.25%	Monroe	57.84%	Simpson	55.90%
Copiah	56.41%	Perry	55.00%	Humphreys	57.81%	Pontotoc	55.86%
Covington	55.67%	Pike	57.58%	Noxubee	57.69%	Smith	55.72%
DeSoto	56.20%	Pontotoc	55.86%	Lee	57.62%	Covington	55.67%
Forrest	57.42%	Prentiss	59.31%	Lauderdale	57.60%	Tishomingo	55.64%
Franklin	54.39%	Quitman	58.38%	Pike	57.58%	Clarke	55.63%
George	52.97%	Rankin	57.15%	Newton	57.57%	Union	55.58%
Greene	51.66%	Scott	54.53%	Adams	57.56%	Tate	55.55%
Grenada	57.13%	Sharkey	59.24%	Tallahatchie	57.49%	Itawamba	55.51%
Hancock	54.63%	Simpson	55.90%	Claiborne	57.46%	Warren	55.20%
Harrison	54.98%	Smith	55.72%	Coahoma	57.45%	Neshoba	55.07%
Hinds	58.64%	Stone	50.05%	Forrest	57.42%	Perry	55.00%
Holmes	58.05%	Sunflower	58.56%	Lincoln	57.34%	Yalobusha	54.99%
Humphreys	57.81%	Tallahatchie	57.49%	Alcorn	57.28%	Harrison	54.98%
Issaquena	41.67%	Tate	55.55%	Marion	57.23%	Lawrence	54.84%
Itawamba	55.51%	Tippah	57.12%	Leake	57.22%	Hancock	54.63%
Jackson	53.80%	Tishomingo	55.64%	Rankin	57.15%	Jasper	54.57%
Jasper	54.57%	Tunica	56.07%	Grenada	57.13%	Scott	54.53%
Jefferson	60.00%	Union	55.58%	Tippah	57.12%	Amite	54.44%
Jefferson Davis	56.89%	Walthall	56.85%	Clay	57.09%	Franklin	54.39%
Jones	56.67%	Warren	55.20%	Wilkinson	56.92%	Pearl River	54.25%
Kemper	53.65%	Washington	56.53%	Jefferson Davis	56.89%	Jackson	53.80%
Lafayette	56.03%	Wayne	58.16%	Calhoun	56.88%	Kemper	53.65%
Lamar	55.96%	Webster	56.62%	Walthall	56.85%	George	52.97%
Lauderdale	57.60%	Wilkinson	56.92%	Winston	56.84%	Carroll	52.76%
Lawrence	54.84%	Winston	56.84%	Chickasaw	56.78%	Greene	51.66%
Leake	57.22%	Yalobusha	54.99%	Oktibbeha	56.73%	Stone	50.05%
Lee	57.62%	Yazoo	58.51%	Jones	56.67%	Issaquena	41.67%