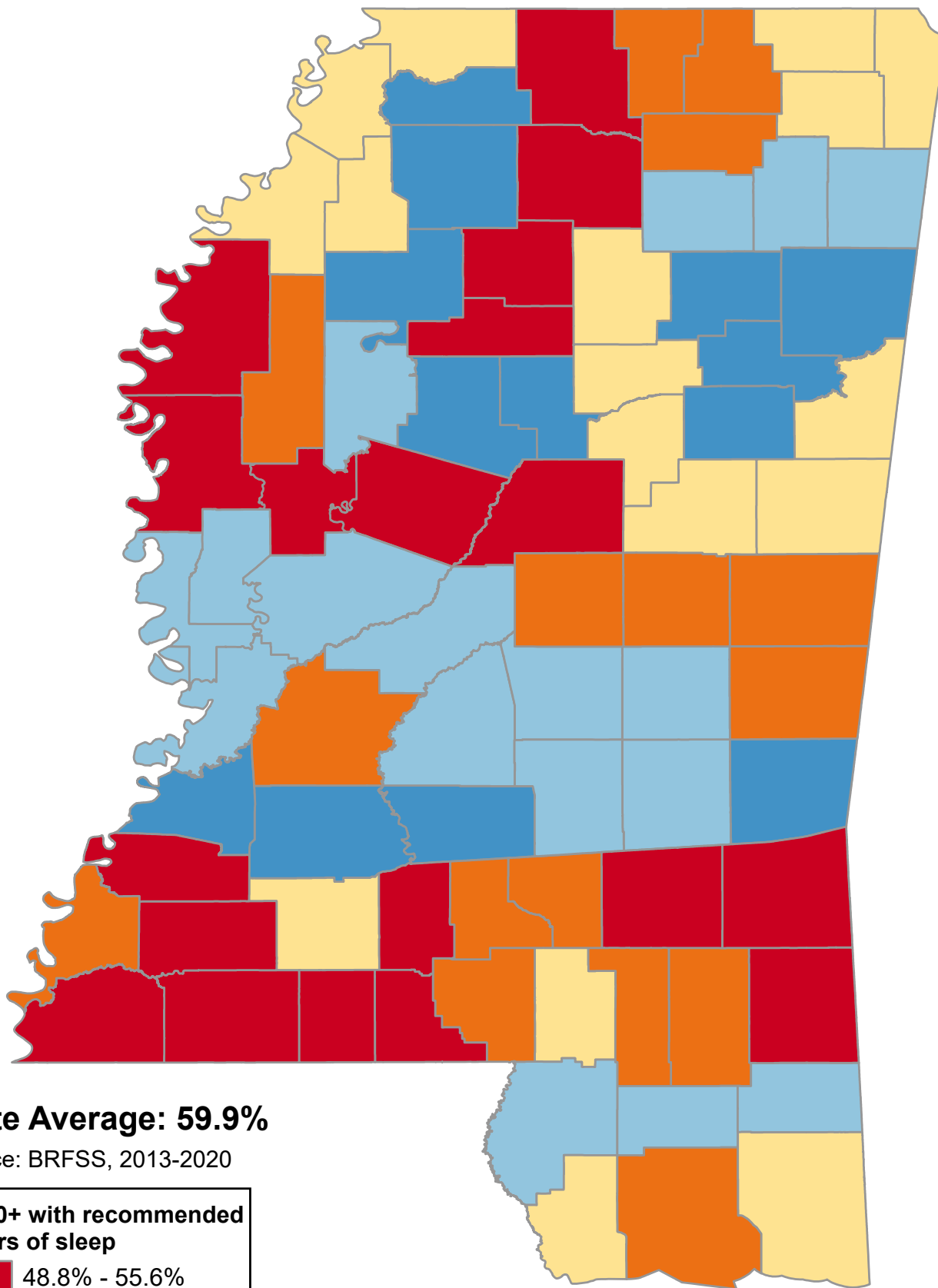







# Percentage of Persons Age 60+ Years Getting Recommended Hours of Sleep



**State Average: 59.9%**

Source: BRFSS, 2013-2020

% 60+ with recommended hours of sleep	
	48.8% - 55.6%
	55.7% - 59.5%
	59.6% - 62.7%
	62.8% - 64.5%
	64.6% - 73.0%



Questions or ideas?  
Beth.Dugan@umb.edu  
September 2022

## Percentage of Persons Age 60+ Years Getting Recommended Hours of Sleep

<u><b>Alphabetical Order of County</b></u>				<u><b>Ranked High to Low</b></u>			
Adams	57.24%	Leflore	62.66%	Clarke	73.03%	Lincoln	60.55%
Alcorn	62.66%	Lincoln	60.55%	Monroe	70.65%	DeSoto	60.40%
Amite	50.71%	Lowndes	60.21%	Carroll	67.97%	Lowndes	60.21%
Attala	52.68%	Madison	63.87%	Montgomery	67.97%	Coahoma	59.58%
Benton	57.66%	Marion	56.72%	Panola	67.51%	Quitman	59.58%
Bolivar	50.12%	Marshall	54.00%	Tallahatchie	67.51%	Tunica	59.58%
Calhoun	60.66%	Monroe	70.65%	Oktibbeha	66.74%	Kemper	59.47%
Carroll	67.97%	Montgomery	67.97%	Chickasaw	66.33%	Leake	59.47%
Chickasaw	66.33%	Neshoba	59.47%	Clay	66.33%	Neshoba	59.47%
Choctaw	60.89%	Newton	63.22%	Tate	65.52%	Forrest	58.58%
Claiborne	64.59%	Noxubee	60.89%	Claiborne	64.59%	Perry	58.58%
Clarke	73.03%	Oktibbeha	66.74%	Copiah	64.59%	Lauderdale	58.52%
Clay	66.33%	Panola	67.51%	Simpson	64.59%	Benton	57.66%
Coahoma	59.58%	Pearl River	64.52%	George	64.52%	Tippah	57.66%
Copiah	64.59%	Perry	58.58%	Pearl River	64.52%	Union	57.66%
Covington	56.72%	Pike	53.54%	Stone	64.52%	Adams	57.24%
DeSoto	60.40%	Pontotoc	62.71%	Madison	63.87%	Harrison	56.95%
Forrest	58.58%	Prentiss	62.66%	Rankin	63.87%	Covington	56.72%
Franklin	48.77%	Quitman	59.58%	Issaquena	63.43%	Jefferson Davis	56.72%
George	64.52%	Rankin	63.87%	Sharkey	63.43%	Marion	56.72%
Greene	55.63%	Scott	62.68%	Warren	63.43%	Hinds	55.99%
Grenada	50.52%	Sharkey	63.43%	Yazoo	63.43%	Sunflower	55.93%
Hancock	60.80%	Simpson	64.59%	Newton	63.22%	Greene	55.63%
Harrison	56.95%	Smith	62.68%	Itawamba	62.71%	Jones	55.63%
Hinds	55.99%	Stone	64.52%	Lee	62.71%	Wayne	55.63%
Holmes	50.78%	Sunflower	55.93%	Pontotoc	62.71%	Lawrence	54.58%
Humphreys	50.78%	Tallahatchie	67.51%	Jasper	62.68%	Walthall	54.58%
Issaquena	63.43%	Tate	65.52%	Scott	62.68%	Lafayette	54.00%
Itawamba	62.71%	Tippah	57.66%	Smith	62.68%	Marshall	54.00%
Jackson	62.39%	Tishomingo	62.66%	Leflore	62.66%	Pike	53.54%
Jasper	62.68%	Tunica	59.58%	Alcorn	62.66%	Washington	53.41%
Jefferson	48.77%	Union	57.66%	Prentiss	62.66%	Attala	52.68%
Jefferson Davis	56.72%	Walthall	54.58%	Tishomingo	62.66%	Holmes	50.78%
Jones	55.63%	Warren	63.43%	Jackson	62.39%	Humphreys	50.78%
Kemper	59.47%	Washington	53.41%	Lamar	61.11%	Amite	50.71%
Lafayette	54.00%	Wayne	55.63%	Choctaw	60.89%	Wilkinson	50.71%
Lamar	61.11%	Webster	60.66%	Noxubee	60.89%	Grenada	50.52%
Lauderdale	58.52%	Wilkinson	50.71%	Winston	60.89%	Yalobusha	50.52%
Lawrence	54.58%	Winston	60.89%	Hancock	60.80%	Bolivar	50.12%
Leake	59.47%	Yalobusha	50.52%	Calhoun	60.66%	Franklin	48.77%
Lee	62.71%	Yazoo	63.43%	Webster	60.66%	Jefferson	48.77%