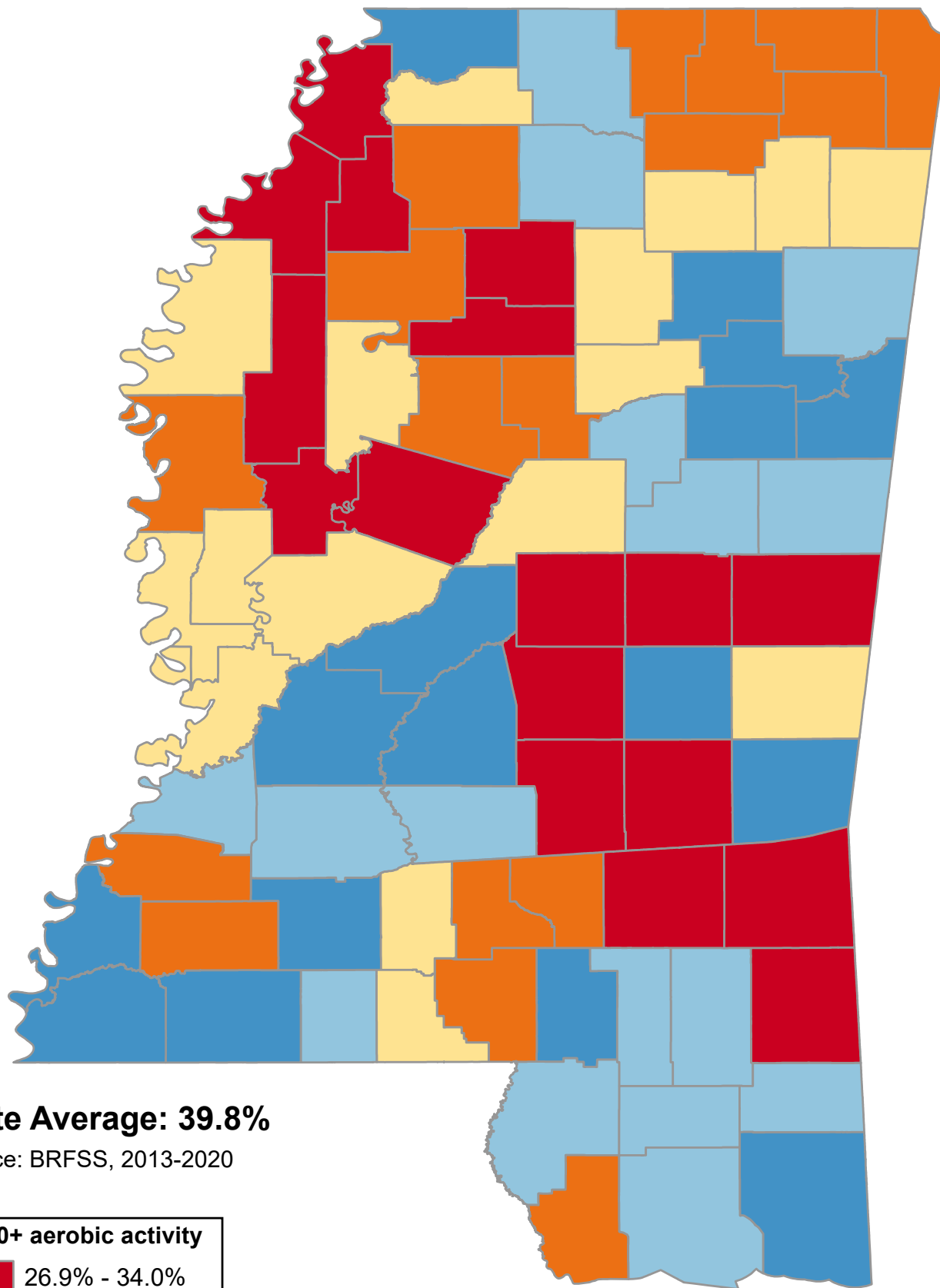







### Percentage of Persons Age 60+ Years who Met Guidelines for Aerobic Activity



**State Average: 39.8%**

Source: BRFSS, 2013-2020

% 60+ aerobic activity	
	26.9% - 34.0%
	34.1% - 35.7%
	35.8% - 38.3%
	38.4% - 41.6%
	41.7% - 50.8%



Questions or ideas?  
Beth.Dugan@umb.edu  
September 2022

## Percentage of Persons Age 60+ Years Who Met Guidelines for Aerobic Activity

<u><b>Alphabetical Order of County</b></u>				<u><b>Ranked High to Low</b></u>			
Adams	42.80%	Leflore	37.35%	Newton	50.79%	Lawrence	36.22%
Alcorn	34.72%	Lincoln	43.37%	Jackson	47.49%	Walthall	36.22%
Amite	42.05%	Lowndes	45.06%	Oktibbeha	46.88%	Issaquena	35.92%
Attala	38.31%	Madison	46.21%	Madison	46.21%	Sharkey	35.92%
Benton	35.25%	Marion	34.11%	Rankin	46.21%	Warren	35.92%
Bolivar	37.02%	Marshall	40.87%	DeSoto	45.90%	Yazoo	35.92%
Calhoun	37.52%	Monroe	40.07%	Lowndes	45.06%	Lauderdale	35.75%
Carroll	34.38%	Montgomery	34.38%	Lamar	44.92%	Hancock	35.71%
Chickasaw	43.25%	Neshoba	33.39%	Clarke	44.66%	Washington	35.49%
Choctaw	38.48%	Newton	50.79%	Hinds	43.53%	Benton	35.25%
Claiborne	39.62%	Noxubee	38.48%	Lincoln	43.37%	Tippah	35.25%
Clarke	44.66%	Oktibbeha	46.88%	Chickasaw	43.25%	Union	35.25%
Clay	43.25%	Panola	34.19%	Clay	43.25%	Franklin	34.73%
Coahoma	26.88%	Pearl River	41.34%	Adams	42.80%	Jefferson	34.73%
Copiah	39.62%	Perry	41.62%	Amite	42.05%	Alcorn	34.72%
Covington	34.11%	Pike	40.73%	Wilkinson	42.05%	Prentiss	34.72%
DeSoto	45.90%	Pontotoc	38.18%	Forrest	41.62%	Tishomingo	34.72%
Forrest	41.62%	Prentiss	34.72%	Perry	41.62%	Carroll	34.38%
Franklin	34.73%	Quitman	26.88%	George	41.34%	Montgomery	34.38%
George	41.34%	Rankin	46.21%	Pearl River	41.34%	Panola	34.19%
Greene	33.01%	Scott	29.18%	Stone	41.34%	Tallahatchie	34.19%
Grenada	34.04%	Sharkey	35.92%	Harrison	40.91%	Covington	34.11%
Hancock	35.71%	Simpson	39.62%	Lafayette	40.87%	Jefferson Davis	34.11%
Harrison	40.91%	Smith	29.18%	Marshall	40.87%	Marion	34.11%
Hinds	43.53%	Stone	41.34%	Pike	40.73%	Grenada	34.04%
Holmes	28.97%	Sunflower	31.42%	Monroe	40.07%	Yalobusha	34.04%
Humphreys	28.97%	Tallahatchie	34.19%	Claiborne	39.62%	Kemper	33.39%
Issaquena	35.92%	Tate	36.56%	Copiah	39.62%	Leake	33.39%
Itawamba	38.18%	Tippah	35.25%	Simpson	39.62%	Neshoba	33.39%
Jackson	47.49%	Tishomingo	34.72%	Choctaw	38.48%	Greene	33.01%
Jasper	29.18%	Tunica	26.88%	Noxubee	38.48%	Jones	33.01%
Jefferson	34.73%	Union	35.25%	Winston	38.48%	Wayne	33.01%
Jefferson Davis	34.11%	Walthall	36.22%	Attala	38.31%	Sunflower	31.42%
Jones	33.01%	Warren	35.92%	Itawamba	38.18%	Jasper	29.18%
Kemper	33.39%	Washington	35.49%	Lee	38.18%	Scott	29.18%
Lafayette	40.87%	Wayne	33.01%	Pontotoc	38.18%	Smith	29.18%
Lamar	44.92%	Webster	37.52%	Calhoun	37.52%	Holmes	28.97%
Lauderdale	35.75%	Wilkinson	42.05%	Webster	37.52%	Humphreys	28.97%
Lawrence	36.22%	Winston	38.48%	Leflore	37.35%	Coahoma	26.88%
Leake	33.39%	Yalobusha	34.04%	Bolivar	37.02%	Quitman	26.88%
Lee	38.18%	Yazoo	35.92%	Tate	36.56%	Tunica	26.88%