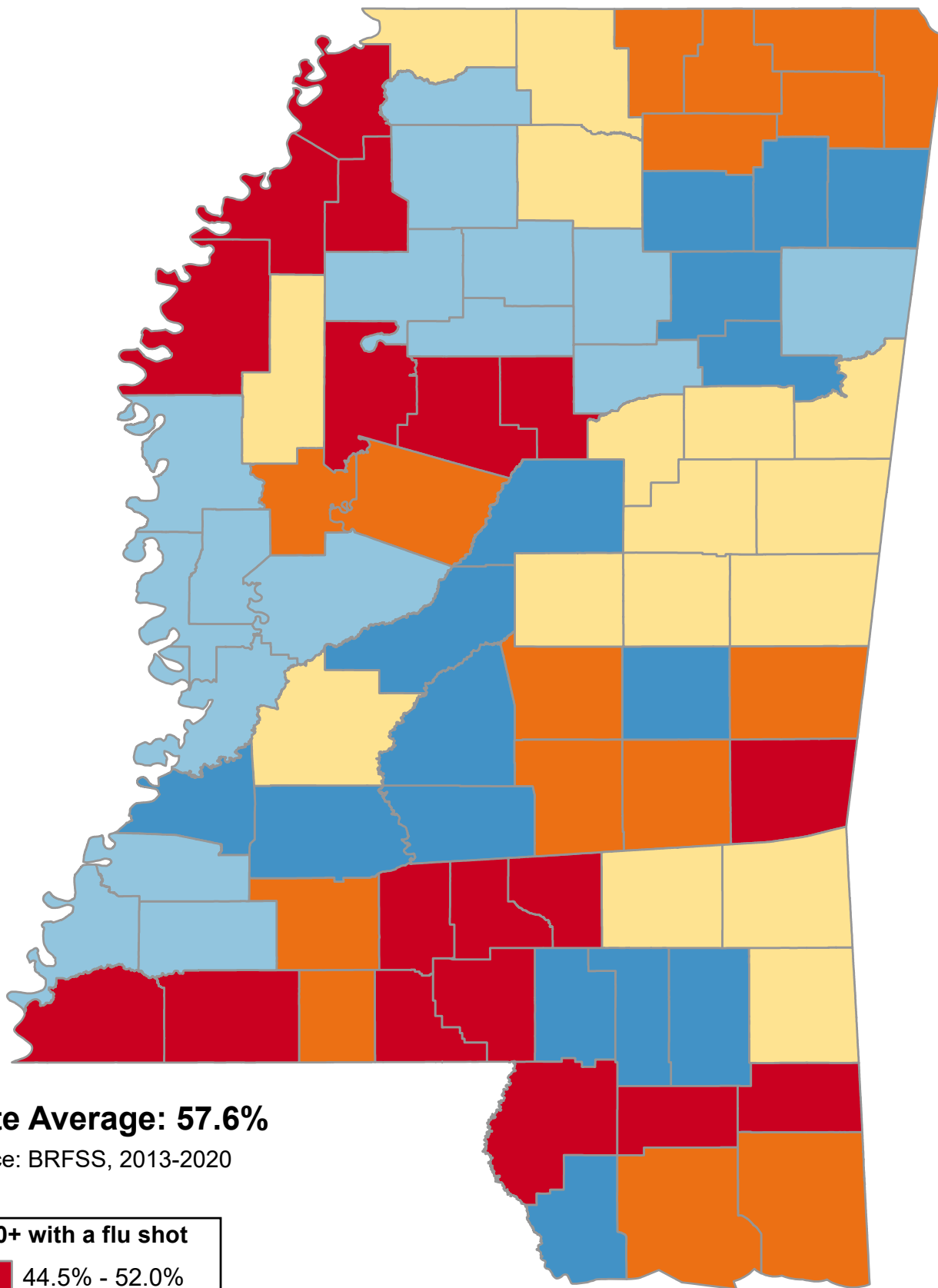







### Percentage of Persons Age 60+ Years with a Flu Shot Past Year



**State Average: 57.6%**

Source: BRFSS, 2013-2020

% 60+ with a flu shot	
	44.5% - 52.0%
	52.1% - 55.8%
	55.9% - 57.6%
	57.7% - 60.9%
	61.0% - 67.2%



Questions or ideas?  
Beth.Dugan@umb.edu  
September 2022

## Percentage of Persons Age 60+ Years with a Flu Shot Past Year

### Alphabetical Order of County

Adams	58.58%	Leflore	51.16%
Alcorn	53.10%	Lincoln	55.46%
Amite	47.32%	Lowndes	56.58%
Attala	63.38%	Madison	67.17%
Benton	55.58%	Marion	52.01%
Bolivar	44.46%	Marshall	57.61%
Calhoun	58.23%	Monroe	58.59%
Carroll	50.17%	Montgomery	50.17%
Chickasaw	61.71%	Neshoba	56.27%
Choctaw	56.84%	Newton	62.74%
Claiborne	61.47%	Noxubee	56.84%
Clarke	46.05%	Oktibbeha	56.08%
Clay	61.71%	Panola	60.53%
Coahoma	50.27%	Pearl River	51.88%
Copiah	61.47%	Perry	61.49%
Covington	52.01%	Pike	52.66%
DeSoto	57.10%	Pontotoc	65.27%
Forrest	61.49%	Prentiss	53.10%
Franklin	57.64%	Quitman	50.27%
George	51.88%	Rankin	67.17%
Greene	57.54%	Scott	52.22%
Grenada	60.94%	Sharkey	60.23%
Hancock	63.04%	Simpson	61.47%
Harrison	53.29%	Smith	52.22%
Hinds	57.19%	Stone	51.88%
Holmes	52.03%	Sunflower	57.09%
Humphreys	52.03%	Tallahatchie	60.53%
Issaquena	60.23%	Tate	59.05%
Itawamba	65.27%	Tippah	55.58%
Jackson	54.20%	Tishomingo	53.10%
Jasper	52.22%	Tunica	50.27%
Jefferson	57.64%	Union	55.58%
Jefferson Davis	52.01%	Walthall	52.02%
Jones	57.54%	Warren	60.23%
Kemper	56.27%	Washington	57.88%
Lafayette	57.61%	Wayne	57.54%
Lamar	61.32%	Webster	58.23%
Lauderdale	55.76%	Wilkinson	47.32%
Lawrence	52.02%	Winston	56.84%
Leake	56.27%	Yalobusha	60.94%
Lee	65.27%	Yazoo	60.23%

### Ranked High to Low

Madison	67.17%	Noxubee	56.84%
Rankin	67.17%	Winston	56.84%
Itawamba	65.27%	Lowndes	56.58%
Lee	65.27%	Kemper	56.27%
Pontotoc	65.27%	Leake	56.27%
Attala	63.38%	Neshoba	56.27%
Hancock	63.04%	Oktibbeha	56.08%
Newton	62.74%	Lauderdale	55.76%
Chickasaw	61.71%	Benton	55.58%
Clay	61.71%	Tippah	55.58%
Forrest	61.49%	Union	55.58%
Perry	61.49%	Lincoln	55.46%
Claiborne	61.47%	Jackson	54.20%
Copiah	61.47%	Harrison	53.29%
Simpson	61.47%	Alcorn	53.10%
Lamar	61.32%	Prentiss	53.10%
Grenada	60.94%	Tishomingo	53.10%
Yalobusha	60.94%	Pike	52.66%
Panola	60.53%	Jasper	52.22%
Tallahatchie	60.53%	Scott	52.22%
Issaquena	60.23%	Smith	52.22%
Sharkey	60.23%	Holmes	52.03%
Warren	60.23%	Humphreys	52.03%
Yazoo	60.23%	Lawrence	52.02%
Tate	59.05%	Walthall	52.02%
Monroe	58.59%	Covington	52.01%
Adams	58.58%	Jefferson Davis	52.01%
Calhoun	58.23%	Marion	52.01%
Webster	58.23%	George	51.88%
Washington	57.88%	Pearl River	51.88%
Franklin	57.64%	Stone	51.88%
Jefferson	57.64%	Leflore	51.16%
Lafayette	57.61%	Coahoma	50.27%
Marshall	57.61%	Quitman	50.27%
Greene	57.54%	Tunica	50.27%
Jones	57.54%	Carroll	50.17%
Wayne	57.54%	Montgomery	50.17%
Hinds	57.19%	Amite	47.32%
DeSoto	57.10%	Wilkinson	47.32%
Sunflower	57.09%	Clarke	46.05%
Choctaw	56.84%	Bolivar	44.46%