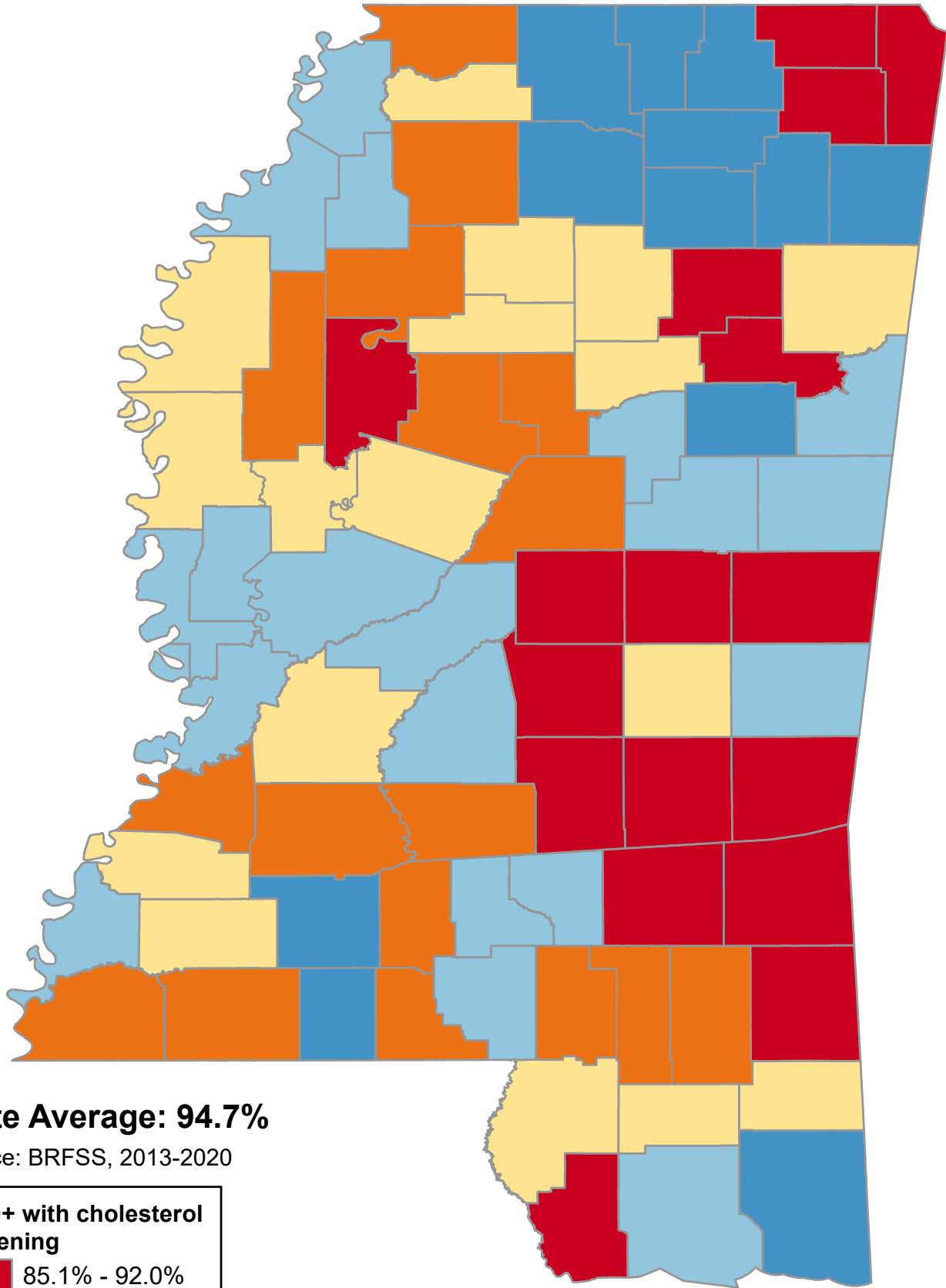







Percentage of Persons Age 60+ Years with Cholesterol Screening



State Average: 94.7%

Source: BRFSS, 2013-2020

% 60+ with cholesterol screening	
	85.1% - 92.0%
	92.1% - 94.1%
	94.2% - 95.8%
	95.9% - 96.7%
	96.8% - 98.2%



Questions or ideas?
Beth.Dugan@umb.edu
September 2022

Percentage of Persons Age 60+ Years with Cholesterol Screening

<u>Alphabetical Order of County</u>				<u>Ranked High to Low</u>			
Adams	96.56%	Leflore	91.21%	Benton	98.16%	Hinds	94.49%
Alcorn	91.97%	Lincoln	97.32%	Tippah	98.16%	George	94.29%
Amite	92.96%	Lowndes	96.73%	Union	98.16%	Pearl River	94.29%
Attala	92.17%	Madison	95.86%	Oktibbeha	97.74%	Stone	94.29%
Benton	98.16%	Marion	96.52%	Jackson	97.43%	Franklin	94.27%
Bolivar	95.01%	Marshall	97.33%	Lafayette	97.33%	Jefferson	94.27%
Calhoun	95.30%	Monroe	94.63%	Marshall	97.33%	Washington	94.26%
Carroll	93.22%	Montgomery	93.22%	Lincoln	97.32%	Lamar	94.10%
Chickasaw	90.08%	Neshoba	89.63%	Itawamba	96.84%	Sunflower	93.88%
Choctaw	96.26%	Newton	95.64%	Lee	96.84%	Claiborne	93.82%
Claiborne	93.82%	Noxubee	96.26%	Pontotoc	96.84%	Copiah	93.82%
Clarke	88.67%	Oktibbeha	97.74%	Pike	96.79%	Simpson	93.82%
Clay	90.08%	Panola	92.07%	Issaquena	96.74%	Carroll	93.22%
Coahoma	95.99%	Pearl River	94.29%	Sharkey	96.74%	Montgomery	93.22%
Copiah	93.82%	Perry	92.61%	Warren	96.74%	DeSoto	93.05%
Covington	96.52%	Pike	96.79%	Yazoo	96.74%	Amite	92.96%
DeSoto	93.05%	Pontotoc	96.84%	Lowndes	96.73%	Wilkinson	92.96%
Forrest	92.61%	Prentiss	91.97%	Adams	96.56%	Forrest	92.61%
Franklin	94.27%	Quitman	95.99%	Harrison	96.55%	Perry	92.61%
George	94.29%	Rankin	95.86%	Covington	96.52%	Lawrence	92.50%
Greene	91.54%	Scott	91.90%	Jefferson Davis	96.52%	Walthall	92.50%
Grenada	94.80%	Sharkey	96.74%	Marion	96.52%	Attala	92.17%
Hancock	85.13%	Simpson	93.82%	Choctaw	96.26%	Panola	92.07%
Harrison	96.55%	Smith	91.90%	Noxubee	96.26%	Tallahatchie	92.07%
Hinds	94.49%	Stone	94.29%	Winston	96.26%	Alcorn	91.97%
Holmes	95.77%	Sunflower	93.88%	Lauderdale	96.01%	Prentiss	91.97%
Humphreys	95.77%	Tallahatchie	92.07%	Coahoma	95.99%	Tishomingo	91.97%
Issaquena	96.74%	Tate	95.04%	Quitman	95.99%	Jasper	91.90%
Itawamba	96.84%	Tippah	98.16%	Tunica	95.99%	Scott	91.90%
Jackson	97.43%	Tishomingo	91.97%	Madison	95.86%	Smith	91.90%
Jasper	91.90%	Tunica	95.99%	Rankin	95.86%	Greene	91.54%
Jefferson	94.27%	Union	98.16%	Holmes	95.77%	Jones	91.54%
Jefferson Davis	96.52%	Walthall	92.50%	Humphreys	95.77%	Wayne	91.54%
Jones	91.54%	Warren	96.74%	Newton	95.64%	Leflore	91.21%
Kemper	89.63%	Washington	94.26%	Calhoun	95.30%	Chickasaw	90.08%
Lafayette	97.33%	Wayne	91.54%	Webster	95.30%	Clay	90.08%
Lamar	94.10%	Webster	95.30%	Tate	95.04%	Kemper	89.63%
Lauderdale	96.01%	Wilkinson	92.96%	Bolivar	95.01%	Leake	89.63%
Lawrence	92.50%	Winston	96.26%	Grenada	94.80%	Neshoba	89.63%
Leake	89.63%	Yalobusha	94.80%	Yalobusha	94.80%	Clarke	88.67%
Lee	96.84%	Yazoo	96.74%	Monroe	94.63%	Hancock	85.13%