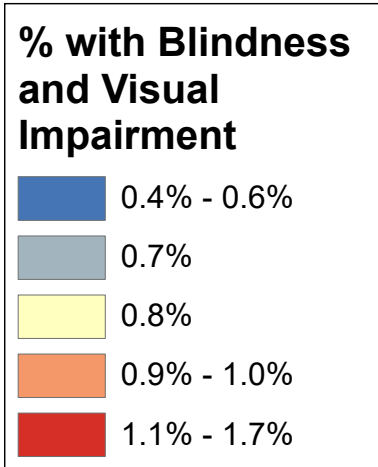
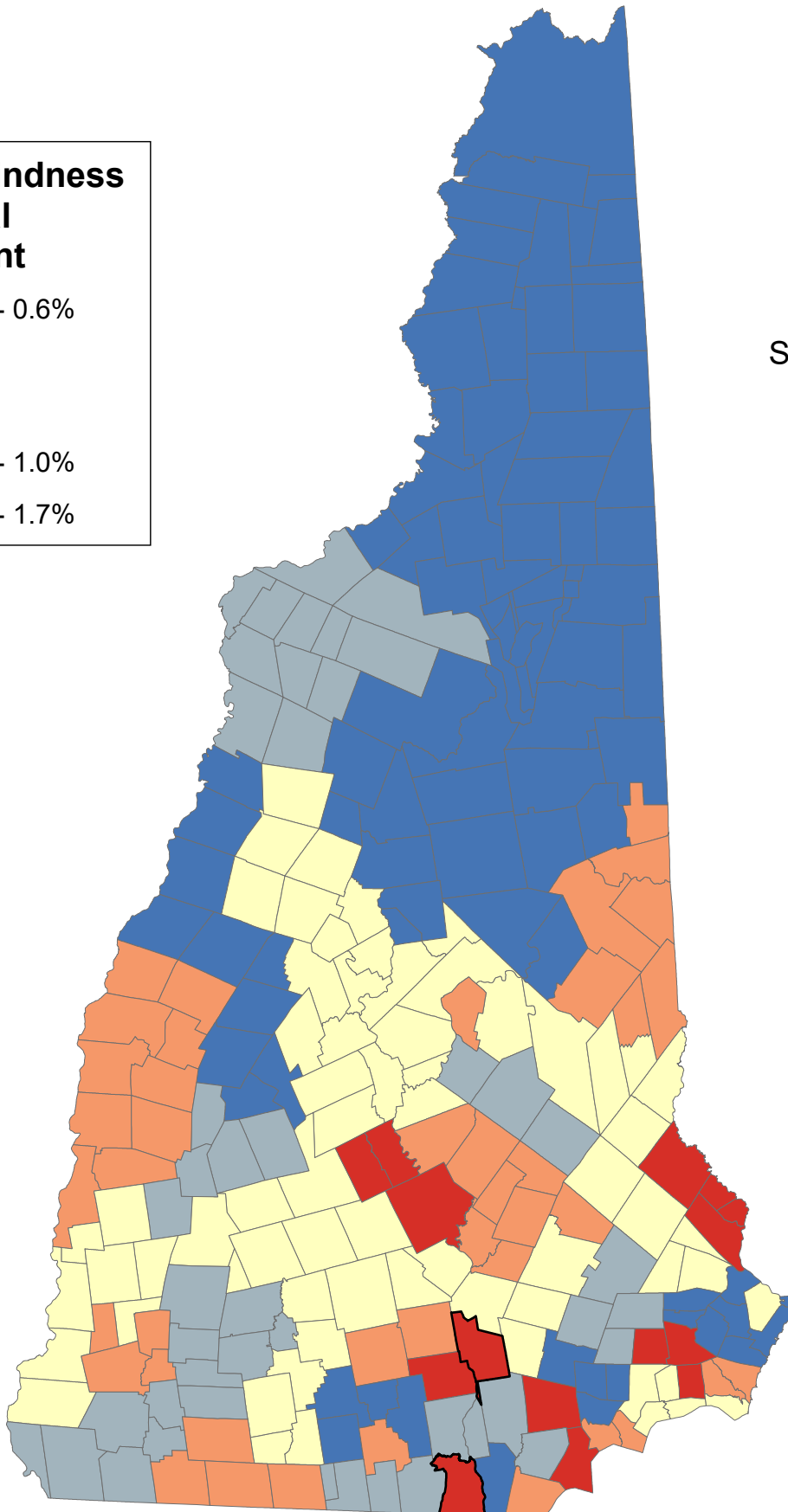


Percentage of Medicare Beneficiaries Age 65+ Ever Diagnosed with Blindness and Visual Impairment

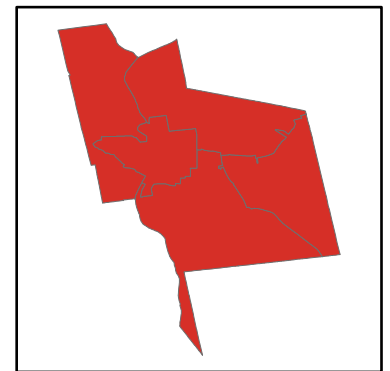


State Average: 0.9%

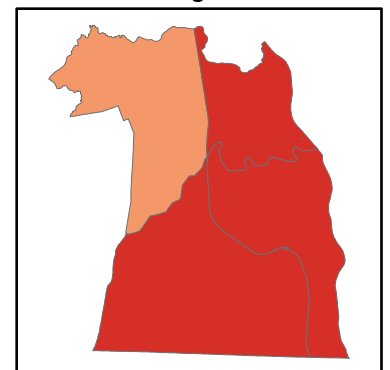
Source: CMS, 2014, 2015



Manchester Neighborhoods



Nashua Neighborhoods



% 65+ with Clinical Diagnosis of Blindness or Visual Impairment

Acworth	0.72%	Dalton	0.57%	Haverhill	0.66%	Nelson	0.65%	South Hampton	0.75%	Manchester	
Albany	0.48%	Danbury	0.75%	Hebron	0.75%	New Boston	0.93%	Springfield	0.55%	Central Manchester	1.65%
Alexandria	0.75%	Danville	0.59%	Henniker	0.73%	New Castle	0.52%	Stark	0.56%	Manchester: West	1.54%
Allenstown	0.83%	Deerfield	0.77%	Hill	0.75%	New Durham	0.77%	Stewartstown	0.56%	Manchester: South	1.11%
Alstead	0.72%	Deering	0.70%	Hillsborough	0.70%	New Hampton	0.75%	Stoddard	0.65%	Manchester: North	1.32%
Alton	0.75%	Derry	1.09%	Hinsdale	0.68%	New Ipswich	0.83%	Strafford	0.77%	Manchester: East	1.10%
Amherst	0.45%	Dorchester	0.75%	Holderness	0.49%	New London	0.55%	Stratford	0.56%		
Andover	0.70%	Dover	1.30%	Hollis	0.68%	Newbury	0.66%	Stratham	0.55%	Nashua	
Antrim	0.65%	Dublin	0.65%	Hooksett	0.77%	Newfields	0.55%	Sugar Hill	0.66%	Nashua: Zip 03060	1.35%
Ashland	0.49%	Dummer	0.37%	Hopkinton	0.73%	Newington	0.52%	Sullivan	0.96%	Nashua: Zip 03062	1.23%
Atkinson	0.97%	Dunbarton	0.73%	Hudson	0.56%	Newmarket	0.55%	Sunapee	0.66%	Nashua: Zip 03063	0.83%
Auburn	0.77%	Durham	0.75%	Jackson	0.48%	Newport	0.93%	Surry	0.96%	Nashua: Zip 03064	1.61%
Barnstead	0.62%	East Kingston	0.75%	Jaffrey	0.83%	Newton	0.75%	Sutton	0.66%		
Barrington	0.77%	Easton	0.66%	Jefferson	0.57%	North Hampton	0.55%	Swanzey	0.68%		
Bartlett	0.48%	Eaton	0.93%	Keene	0.96%	Northfield	0.79%	Tamworth	0.59%		
Bath	0.66%	Effingham	0.93%	Kensington	1.13%	Northumberland	0.56%	Temple	0.80%		
Bedford	1.01%	Ellsworth	0.49%	Kingston	0.75%	Northwood	0.86%	Thornton	0.49%	Unincorporated Places	
Belmont	0.62%	Enfield	0.89%	Laconia	0.89%	Nottingham	0.68%	Tilton	0.79%	<i>Atkinson and Gilmanton Academy Grant</i>	
Bennington	0.65%	Epping	0.68%	Lancaster	0.57%	Orange	0.56%	Troy	0.65%	<i>Bean's Grant</i>	
Benton	0.66%	Epsom	0.83%	Landaff	0.66%	Orford	0.56%	Tuftonboro	0.59%	<i>Bean's Purchase</i>	
Berlin	0.37%	Errol	0.37%	Langdon	0.72%	Ossipee	0.93%	Unity	0.93%	<i>Cambridge</i>	
Bethlehem	0.66%	Exeter	1.13%	Lebanon	0.89%	Pelham	0.98%	Wakefield	0.93%	<i>Chandler's Purchase</i>	
Boscawen	1.53%	Farmington	0.77%	Lee	0.75%	Pembroke	0.83%	Walpole	0.72%	<i>Crawford's Purchase</i>	
Bow	0.73%	Fitzwilliam	0.83%	Lempster	0.66%	Peterborough	0.80%	Warner	0.70%	<i>Cutt's Grant</i>	
Bradford	0.70%	Francestown	0.80%	Lincoln	0.49%	Piermont	0.56%	Warren	0.75%	<i>Dix's Grant</i>	
Brentwood	1.13%	Franconia	0.66%	Lisbon	0.66%	Pittsburg	0.56%	Washington	0.70%	<i>Dixville</i>	
Bridgewater	0.75%	Franklin	0.79%	Litchfield	0.62%	Pittsfield	0.86%	Waterville Valley	0.49%	<i>Erving's Location</i>	
Bristol	0.75%	Freedom	0.93%	Littleton	0.66%	Plainfield	0.89%	Weare	0.73%	<i>Green's Grant</i>	
Brookfield	0.93%	Fremont	0.68%	Londonderry	0.66%	Plaistow	0.97%	Webster	1.53%	<i>Hadley's Purchase</i>	
Brookline	0.68%	Gilford	0.75%	Loudon	0.86%	Plymouth	0.75%	Wentworth	0.75%	<i>Kilkenny</i>	
Campton	0.49%	Gilmanton	0.62%	Lyman	0.66%	Portsmouth	0.73%	Westmoreland	0.72%	<i>Livermore</i>	
Canaan	0.56%	Gilsum	0.72%	Lyme	0.56%	Randolph	0.57%	Whitefield	0.57%	<i>Low and Burbank's Grant</i>	
Candia	0.77%	Goffstown	0.93%	Lyndeborough	0.45%	Raymond	0.68%	Wilmot	0.55%	<i>Martin's Location</i>	
Canterbury	0.86%	Gorham	0.37%	Madbury	0.75%	Richmond	0.68%	Wilton	0.45%	<i>Millsfield</i>	
Carroll	0.57%	Goshen	0.66%	Madison	0.48%	Rindge	0.83%	Winchester	0.68%	<i>Odell</i>	
Center Harbor	0.75%	Grafton	0.56%	Manchester	1.29%	Rochester	1.08%	Windham	0.66%	<i>Pinkham's Grant</i>	
Charlestown	0.93%	Grantham	0.89%	Marlborough	0.65%	Rollinsford	1.21%	Windsor	0.70%	<i>Sargent's Purchase</i>	
Chatham	0.48%	Greenfield	0.80%	Marlow	0.72%	Roxbury	0.96%	Wolfeboro	0.93%	<i>Second College Grant</i>	
Chester	0.59%	Greenland	0.52%	Mason	0.68%	Rumney	0.75%	Woodstock	0.49%	<i>Success</i>	
Chesterfield	0.72%	Greenville	0.68%	Meredith	0.75%	Rye	0.52%			<i>Thompson and Meserves Purchase</i>	
Chichester	0.86%	Groton	0.75%	Merrimack	0.62%	Salem	1.20%			<i>Wentworth's Location</i>	
Claremont	0.93%	Hale's Location	0.48%	Middleton	0.77%	Salisbury	0.70%				
Clarksville	0.56%	Hampstead	0.59%	Milan	0.37%	Sanbornton	0.75%				
Colebrook	0.56%	Hampton	0.81%	Milford	0.95%	Sandown	0.59%				
Columbia	0.56%	Hampton Falls	0.81%	Milton	0.77%	Sandwich	0.59%				
Concord	1.53%	Hancock	0.65%	Monroe	0.66%	Seabrook	0.75%				
Conway	0.48%	Hanover	0.56%	Mont Vernon	0.45%	Sharon	0.80%				
Cornish	0.93%	Harrisville	0.65%	Moultonborough	0.59%	Shelburne	0.37%				
Croydon	0.93%	Hart's Location	0.48%	Nashua	1.16%	Somersworth	1.21%				

% 65+ with Clinical Diagnosis of Blindness or Visual Impairment (Ranked)

Boscawen	1.53%	Jaffrey	0.83%	Durham	0.75%	Lyman	0.66%	Orford	0.56%	Manchester	
Concord	1.53%	New Ipswich	0.83%	Lee	0.75%	Monroe	0.66%	Piermont	0.56%	Central Manchester	1.65%
Webster	1.53%	Rindge	0.83%	Madbury	0.75%	Newbury	0.66%	New London	0.55%	Manchester: West	1.54%
Dover	1.30%	Allenstown	0.83%	Bow	0.73%	Sunapee	0.66%	Springfield	0.55%	Manchester: North	1.32%
Manchester	1.29%	Epsom	0.83%	Dunbarton	0.73%	Sutton	0.66%	Wilmot	0.55%	Manchester: South	1.11%
Rollinsford	1.21%	Pembroke	0.83%	Henniker	0.73%	Londonderry	0.66%	Newfields	0.55%	Manchester: East	1.10%
Somersworth	1.21%	Hampton	0.81%	Hopkinton	0.73%	Windham	0.66%	Newmarket	0.55%		
Salem	1.20%	Hampton Falls	0.81%	Weare	0.73%	Antrim	0.65%	North Hampton	0.55%	Nashua	
Nashua	1.16%	Francestown	0.80%	Portsmouth	0.73%	Bennington	0.65%	Stratham	0.55%	Nashua: Zip 03064	1.61%
Brentwood	1.13%	Greenfield	0.80%	Acworth	0.72%	Dublin	0.65%	Greenland	0.52%	Nashua: Zip 03060	1.35%
Exeter	1.13%	Peterborough	0.80%	Alstead	0.72%	Hancock	0.65%	New Castle	0.52%	Nashua: Zip 03062	1.23%
Kensington	1.13%	Sharon	0.80%	Chesterfield	0.72%	Harrisville	0.65%	Newington	0.52%	Nashua: Zip 03063	0.83%
Derry	1.09%	Temple	0.80%	Gilsum	0.72%	Marlborough	0.65%	Rye	0.52%		
Rochester	1.08%	Franklin	0.79%	Langdon	0.72%	Nelson	0.65%	Ashland	0.49%		
Bedford	1.01%	Northfield	0.79%	Marlow	0.72%	Stoddard	0.65%	Campton	0.49%		
Pelham	0.98%	Tilton	0.79%	Walpole	0.72%	Troy	0.65%	Ellsworth	0.49%		
Atkinson	0.97%	Auburn	0.77%	Westmoreland	0.72%	Litchfield	0.62%	Holderness	0.49%	Unincorporated Places	
Plaistow	0.97%	Candia	0.77%	Andover	0.70%	Merrimack	0.62%	Lincoln	0.49%	<i>Atkinson and Gilmanton Academy Grant</i>	
Keene	0.96%	Deerfield	0.77%	Bradford	0.70%	Barnstead	0.62%	Thornton	0.49%	<i>Bean's Grant</i>	
Roxbury	0.96%	Hooksett	0.77%	Deering	0.70%	Belmont	0.62%	Waterville Valley	0.49%	<i>Bean's Purchase</i>	
Sullivan	0.96%	Barrington	0.77%	Hillsborough	0.70%	Gilmanton	0.62%	Woodstock	0.49%	<i>Cambridge</i>	
Surry	0.96%	Farmington	0.77%	Salisbury	0.70%	Moultonborough	0.59%	Albany	0.48%	<i>Chandler's Purchase</i>	
Milford	0.95%	Middleton	0.77%	Warner	0.70%	Sandwich	0.59%	Wilton	0.48%	<i>Crawford's Purchase</i>	
Goffstown	0.93%	Milton	0.77%	Washington	0.70%	Tamworth	0.59%	Chatham	0.48%	<i>Cutt's Grant</i>	
New Boston	0.93%	New Durham	0.77%	Windsor	0.70%	Tuftonboro	0.59%	Conway	0.48%	<i>Dix's Grant</i>	
Brookfield	0.93%	Strafford	0.77%	Hinsdale	0.68%	Chester	0.59%	Hale's Location	0.48%	<i>Dixville</i>	
Eaton	0.93%	Center Harbor	0.75%	Richmond	0.68%	Danville	0.59%	Hart's Location	0.48%	<i>Erving's Location</i>	
Effingham	0.93%	Danbury	0.75%	Swanzey	0.68%	Hampstead	0.59%	Jackson	0.48%	<i>Green's Grant</i>	
Freedom	0.93%	Hill	0.75%	Winchester	0.68%	Sandown	0.59%	Madison	0.48%	<i>Hadley's Purchase</i>	
Ossipee	0.93%	Meredith	0.75%	Brookline	0.68%	Carroll	0.57%	Amherst	0.45%	<i>Kilkenny</i>	
Wakefield	0.93%	New Hampton	0.75%	Greenville	0.68%	Dalton	0.57%	Lyndeborough	0.45%	<i>Livermore</i>	
Charlestown	0.93%	Sanbornton	0.75%	Hollis	0.68%	Jefferson	0.57%	Mont Vernon	0.45%	<i>Low and Burbank's Grant</i>	
Claremont	0.93%	Alton	0.75%	Mason	0.68%	Lancaster	0.57%	Wilton	0.45%	<i>Martin's Location</i>	
Cornish	0.93%	Gilford	0.75%	Epping	0.68%	Randolph	0.57%	Berlin	0.37%	<i>Millsfield</i>	
Croydon	0.93%	East Kingston	0.75%	Fremont	0.68%	Whitefield	0.57%	Dummer	0.37%	<i>Odell</i>	
Newport	0.93%	Kingston	0.75%	Nottingham	0.68%	Hudson	0.56%	Errol	0.37%	<i>Pinkham's Grant</i>	
Unity	0.93%	Newton	0.75%	Raymond	0.68%	Clarksville	0.56%	Gorham	0.37%	<i>Sargent's Purchase</i>	
Wolfeboro	0.93%	Seabrook	0.75%	Bethlehem	0.66%	Colebrook	0.56%	Milan	0.37%	<i>Second College Grant</i>	
Laconia	0.89%	South Hampton	0.75%	Easton	0.66%	Columbia	0.56%	Shelburne	0.37%	<i>Success</i>	
Enfield	0.89%	Alexandria	0.75%	Franconia	0.66%	Northumberland	0.56%			<i>Thompson and Meserves Purchase</i>	
Grantham	0.89%	Bridgewater	0.75%	Littleton	0.66%	Pittsburg	0.56%			<i>Wentworth's Location</i>	
Lebanon	0.89%	Bristol	0.75%	Sugar Hill	0.66%	Stark	0.56%				
Plainfield	0.89%	Dorchester	0.75%	Bath	0.66%	Stewartstown	0.56%				
Canterbury	0.86%	Groton	0.75%	Benton	0.66%	Stratford	0.56%				
Chichester	0.86%	Hebron	0.75%	Goshen	0.66%	Canaan	0.56%				
Loudon	0.86%	Plymouth	0.75%	Haverhill	0.66%	Grafton	0.56%				
Northwood	0.86%	Plumney	0.75%	Landaff	0.66%	Hanover	0.56%				
Pittsfield	0.86%	Warren	0.75%	Lempster	0.66%	Lyme	0.56%				
Fitzwilliam	0.83%	Wentworth	0.75%	Lisbon	0.66%	Orange	0.56%				