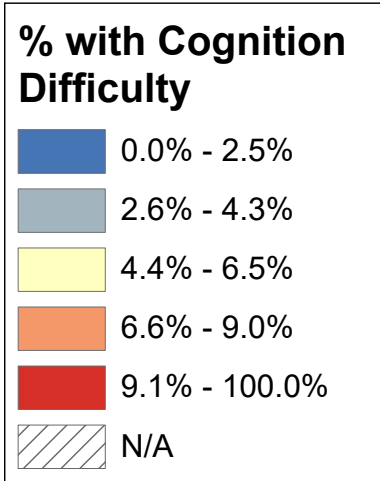
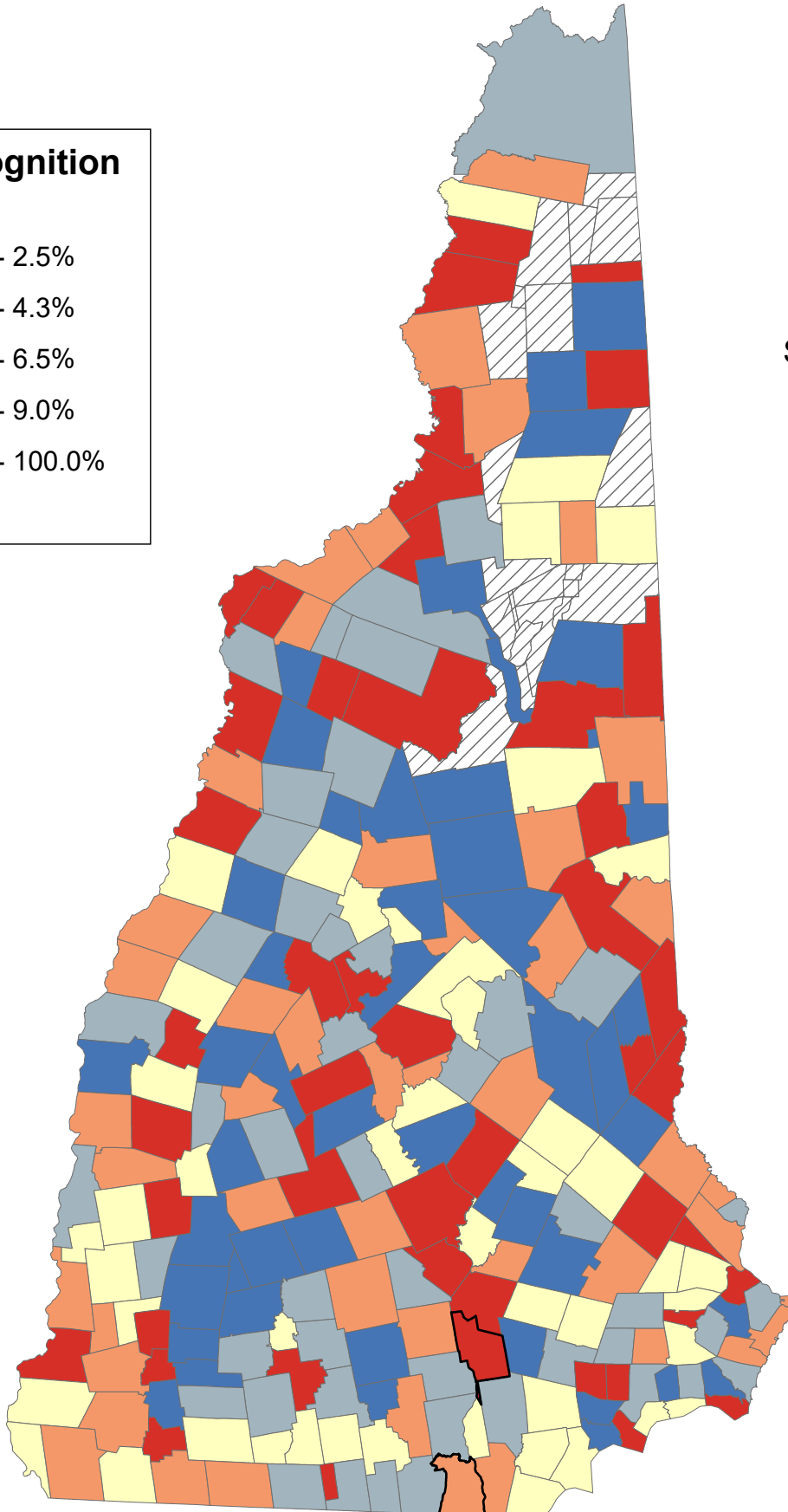


Percentage of Population Age 65+ Years with Cognition Difficulty

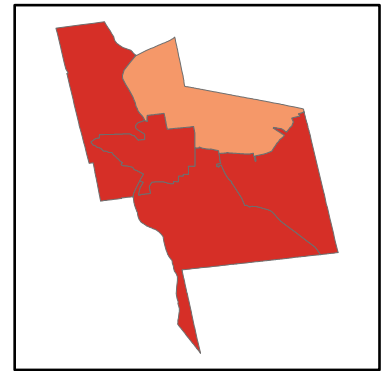


State Average: 6.9%

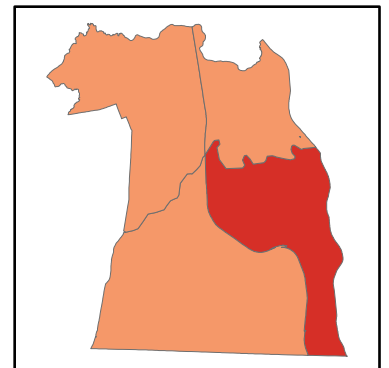
Source: ACS, 2012-2016



Manchester Neighborhoods



Nashua Neighborhoods



% 65+ with Self-Reported Cognition Difficulty

Acworth	5.91%	Dalton	8.91%	Haverhill	17.02%	Nelson	0.88%	South Hampton	5.70%	Manchester	
Albany	5.04%	Danbury	8.39%	Hebron	3.57%	New Boston	0.00%	Springfield	1.42%	Central Manchester	10.03%
Alexandria	18.25%	Danville	10.80%	Henniker	2.31%	New Castle	6.87%	Stark	7.95%	Manchester: West	9.41%
Allenstown	8.36%	Deerfield	1.15%	Hill	2.96%	New Durham	1.84%	Stewartstown	5.45%	Manchester: South	10.38%
Alstead	6.13%	Deering	3.91%	Hillsborough	0.00%	New Hampton	1.26%	Stoddard	1.19%	Manchester: North	7.07%
Alton	2.36%	Derry	5.64%	Hinsdale	5.35%	New Ipswich	2.91%	Strafford	5.48%	Manchester: East	10.38%
Amherst	7.40%	Dorchester	1.22%	Holderness	1.04%	New London	6.57%	Stratford	7.69%		
Andover	16.61%	Dover	8.55%	Hollis	3.26%	Newbury	1.05%	Stratham	4.27%	Nashua	
Antrim	2.02%	Dublin	3.66%	Hooksett	11.89%	Newfields	9.63%	Sugar Hill	3.06%	Nashua: Zip 03060	9.15%
Ashland	4.44%	Dummer	1.25%	Hopkinton	7.12%	Newington	10.92%	Sullivan	15.50%	Nashua: Zip 03062	7.66%
Atkinson	2.09%	Dunbarton	3.87%	Hudson	8.53%	Newmarket	6.51%	Sunapee	3.51%	Nashua: Zip 03063	8.04%
Auburn	2.48%	Durham	6.44%	Jackson	0.00%	Newport	13.78%	Surry	8.88%	Nashua: Zip 03064	6.59%
Barnstead	5.10%	East Kingston	1.49%	Jaffrey	4.79%	Newton	6.53%	Sutton	2.61%		
Barrington	14.88%	Easton	11.54%	Jefferson	3.83%	North Hampton	7.87%	Swanzy	8.35%		
Bartlett	15.83%	Eaton	0.00%	Keene	7.38%	Northfield	6.36%	Tamworth	8.66%		
Bath	3.75%	Effingham	7.53%	Kensington	3.95%	Northumberland	12.64%	Temple	5.13%		
Bedford	3.62%	Ellsworth	0.00%	Kingston	3.41%	Northwood	2.52%	Thornton	2.23%	Unincorporated Places	
Belmont	3.53%	Enfield	6.05%	Laconia	5.67%	Nottingham	7.44%	Tilton	8.41%	<i>Atkinson and Gilmanton Academy Grant</i>	
Bennington	6.40%	Epping	2.61%	Lancaster	12.11%	Orange	2.50%	Troy	13.37%	<i>Bean's Grant</i>	
Benton	0.00%	Epsom	1.26%	Landaff	0.93%	Orford	9.40%	Tuftonboro	6.94%	<i>Bean's Purchase</i>	
Berlin	5.22%	Errol	2.15%	Langdon	4.76%	Ossipee	14.56%	Unity	7.02%	<i>Cambridge</i>	
Bethlehem	2.51%	Exeter	5.84%	Lebanon	6.84%	Pelham	4.94%	Wakefield	18.44%	<i>Chandler's Purchase</i>	
Boscawen	5.60%	Farmington	2.10%	Lee	5.61%	Pembroke	6.15%	Walpole	7.16%	<i>Crawford's Purchase</i>	
Bow	10.52%	Fitzwilliam	6.79%	Lempster	10.29%	Peterborough	2.88%	Warner	9.77%	<i>Cutt's Grant</i>	
Bradford	7.25%	Francestown	3.56%	Lincoln	34.21%	Piermont	8.25%	Warren	4.35%	<i>Dix's Grant</i>	
Brentwood	7.39%	Franconia	2.83%	Lisbon	7.44%	Pittsburg	3.41%	Washington	1.20%	<i>Dixville</i>	
Bridgewater	3.80%	Franklin	8.34%	Litchfield	5.15%	Pittsfield	5.79%	Waterville Valley	0.00%	<i>Erving's Location</i>	
Bristol	16.07%	Freedom	5.66%	Littleton	8.33%	Plainfield	4.19%	Weare	8.92%	<i>Green's Grant</i>	
Brookfield	0.00%	Fremont	2.95%	Londonderry	3.95%	Plaistow	11.24%	Webster	3.31%	<i>Hadley's Purchase</i>	
Brookline	2.98%	Gilford	4.19%	Loudon	19.24%	Plymouth	6.10%	Wentworth	2.99%	<i>Kilkenny</i>	
Campton	6.90%	Gilmanton	7.48%	Lyman	14.81%	Portsmouth	3.20%	Westmoreland	11.83%	<i>Livermore</i>	
Canaan	3.84%	Gilsum	4.50%	Lyme	5.32%	Randolph	4.90%	Whitefield	9.18%	<i>Low and Burbank's Grant</i>	
Candia	6.21%	Goffstown	8.97%	Lyndeborough	3.99%	Raymond	4.93%	Wilmot	0.86%	<i>Martin's Location</i>	
Canterbury	0.00%	Gorham	8.39%	Madbury	12.36%	Richmond	5.56%	Wilton	5.58%	<i>Millsfield</i>	
Carroll	0.00%	Goshen	5.08%	Madison	11.63%	Rindge	6.73%	Winchester	7.30%	<i>Odell</i>	
Center Harbor	6.81%	Grafton	6.83%	Manchester	10.05%	Rochester	8.51%	Windham	5.72%	<i>Pinkham's Grant</i>	
Charlestown	3.07%	Grantham	12.28%	Marlborough	2.17%	Rollinsford	2.58%	Windsor	0.00%	<i>Sargent's Purchase</i>	
Chatham	10.96%	Greenfield	13.08%	Marlow	4.00%	Roxbury	19.44%	Wolfeboro	3.59%	<i>Second College Grant</i>	
Chester	2.86%	Greenland	1.28%	Mason	2.87%	Rumney	5.78%	Woodstock	2.86%	<i>Success</i>	
Chesterfield	6.35%	Greenville	11.42%	Meredith	6.23%	Rye	8.16%			<i>Thompson and Meserves Purchase</i>	
Chichester	2.11%	Groton	3.37%	Merrimack	3.34%	Salem	6.20%			<i>Wentworth's Location</i>	
Claremont	9.02%	Hale's Location	1.83%	Middleton	13.78%	Salisbury	0.00%				
Clarksville	8.57%	Hampstead	2.39%	Milan	1.39%	Sanbornton	9.23%				
Colebrook	14.25%	Hampton	4.06%	Milford	5.01%	Sandown	17.59%				
Columbia	9.76%	Hampton Falls	2.50%	Milton	12.26%	Sandwich	1.52%				
Concord	12.03%	Hancock	2.85%	Monroe	13.19%	Seabrook	9.19%				
Conway	6.57%	Hanover	8.56%	Mont Vernon	1.86%	Sharon	6.54%				
Cornish	2.42%	Harrisville	2.16%	Moultonborough	1.23%	Shelburne	5.77%				
Croydon	6.48%	Hart's Location	0.00%	Nashua	8.39%	Somersworth	6.75%				

% 65+ with Self-Reported Cognition Difficulty (Ranked)

Lincoln	34.21%	Surry	8.88%	Northfield	6.36%	Londonderry	3.95%	Errol	2.15%	Manchester	
Roxbury	19.44%	Tamworth	8.66%	Chesterfield	6.35%	Deering	3.91%	Chichester	2.11%	Manchester: South	10.38%
Loudon	19.24%	Clarksville	8.57%	Meredith	6.23%	Dunbarton	3.87%	Farmington	2.10%	Manchester: East	10.38%
Wakefield	18.44%	Hanover	8.56%	Candia	6.21%	Canaan	3.84%	Atkinson	2.09%	Central Manchester	10.03%
Alexandria	18.25%	Dover	8.55%	Salem	6.20%	Jefferson	3.83%	Antrim	2.02%	Manchester: West	9.41%
Sandown	17.59%	Hudson	8.53%	Pembroke	6.15%	Bridgewater	3.80%	Mont Vernon	1.86%	Manchester: North	7.07%
Haverhill	17.02%	Rochester	8.51%	Alstead	6.13%	Bath	3.75%	New Durham	1.84%		
Andover	16.61%	Tilton	8.41%	Plymouth	6.10%	Dublin	3.66%	Hale's Location	1.83%	Nashua	
Bristol	16.07%	Gorham	8.39%	Enfield	6.05%	Bedford	3.62%	Sandwich	1.52%	Nashua: Zip 03060	9.15%
Bartlett	15.83%	Danbury	8.39%	Acworth	5.91%	Wolfeboro	3.59%	East Kingston	1.49%	Nashua: Zip 03063	8.04%
Sullivan	15.50%	Nashua	8.39%	Exeter	5.84%	Hebron	3.57%	Springfield	1.42%	Nashua: Zip 03062	7.66%
Barrington	14.88%	Allenstown	8.36%	Pittsfield	5.79%	Francestown	3.56%	Milan	1.39%	Nashua: Zip 03064	6.59%
Lyman	14.81%	Swanzey	8.35%	Rumney	5.78%	Belmont	3.53%	Greenland	1.28%		
Ossipee	14.56%	Franklin	8.34%	Shelburne	5.77%	Sunapee	3.51%	New Hampton	1.26%		
Colebrook	14.25%	Littleton	8.33%	Windham	5.72%	Pittsburg	3.41%	Epsom	1.26%		
Newport	13.78%	Piermont	8.25%	South Hampton	5.70%	Kingston	3.41%	Dummer	1.25%		
Middleton	13.78%	Rye	8.16%	Laconia	5.67%	Groton	3.37%	Moultonborough	1.23%	Unincorporated Places	
Troy	13.37%	Stark	7.95%	Freedom	5.66%	Merrimack	3.34%	Dorchester	1.22%	<i>Atkinson and Gilmanton Academy Grant</i>	
Monroe	13.19%	North Hampton	7.87%	Derry	5.64%	Webster	3.31%	Washington	1.20%	<i>Bean's Grant</i>	
Greenfield	13.08%	Stratford	7.69%	Lee	5.61%	Hollis	3.26%	Stoddard	1.19%	<i>Bean's Purchase</i>	
Northumberland	12.64%	Effingham	7.53%	Boscawen	5.60%	Portsmouth	3.20%	Deerfield	1.15%	<i>Cambridge</i>	
Madbury	12.36%	Gilmanton	7.48%	Wilton	5.58%	Charlestown	3.07%	Newbury	1.05%	<i>Chandler's Purchase</i>	
Grantham	12.28%	Nottingham	7.44%	Richmond	5.56%	Sugar Hill	3.06%	Hart's Location	1.04%	<i>Crawford's Purchase</i>	
Milton	12.26%	Lisbon	7.44%	Strafford	5.48%	Wentworth	2.99%	Landaff	0.93%	<i>Cutt's Grant</i>	
Lancaster	12.11%	Amherst	7.40%	Stewartstown	5.45%	Brookline	2.98%	Nelson	0.88%	<i>Dix's Grant</i>	
Concord	12.03%	Brentwood	7.39%	Hinsdale	5.35%	Hill	2.96%	Wilmot	0.86%	<i>Dixville</i>	
Hooksett	11.89%	Keene	7.38%	Lyme	5.32%	Fremont	2.95%	Benton	0.00%	<i>Erving's Location</i>	
Westmoreland	11.83%	Winchester	7.30%	Berlin	5.22%	New Ipswich	2.91%	Brookfield	0.00%	<i>Green's Grant</i>	
Madison	11.63%	Bradford	7.25%	Litchfield	5.15%	Peterborough	2.88%	Canterbury	0.00%	<i>Hadley's Purchase</i>	
Easton	11.54%	Walpole	7.16%	Temple	5.13%	Mason	2.87%	Carroll	0.00%	<i>Kilkenny</i>	
Greenville	11.42%	Hopkinton	7.12%	Barnstead	5.10%	Chester	2.86%	Eaton	0.00%	<i>Livermore</i>	
Plaistow	11.24%	Unity	7.02%	Goshen	5.08%	Woodstock	2.86%	Ellsworth	0.00%	<i>Low and Burbank's Grant</i>	
Chatham	10.96%	Tuftonboro	6.94%	Albany	5.04%	Hancock	2.85%	Hart's Location	0.00%	<i>Martin's Location</i>	
Newington	10.92%	Campton	6.90%	Milford	5.01%	Franconia	2.83%	Hillsborough	0.00%	<i>Millsfield</i>	
Danville	10.80%	New Castle	6.87%	Pelham	4.94%	Sutton	2.61%	Jackson	0.00%	<i>Odell</i>	
Bow	10.52%	Lebanon	6.84%	Raymond	4.93%	Epping	2.61%	New Boston	0.00%	<i>Pinkham's Grant</i>	
Lempster	10.29%	Grafton	6.83%	Randolph	4.90%	Rollinsford	2.58%	Salisbury	0.00%	<i>Sargent's Purchase</i>	
Manchester	10.05%	Center Harbor	6.81%	Jaffrey	4.79%	Northwood	2.52%	Waterville Valley	0.00%	<i>Second College Grant</i>	
Warner	9.77%	Fitzwilliam	6.79%	Langdon	4.76%	Bethlehem	2.51%	Windsor	0.00%	<i>Success</i>	
Columbia	9.76%	Somersworth	6.75%	Gilsum	4.50%	Hampton Falls	2.50%			<i>Thompson and Meserves Purchase</i>	
Newfields	9.63%	Rindge	6.73%	Ashland	4.44%	Orange	2.50%			<i>Wentworth's Location</i>	
Orford	9.40%	New London	6.57%	Warren	4.35%	Auburn	2.48%				
Sanbornton	9.23%	Conway	6.57%	Stratham	4.27%	Cornish	2.42%				
Seabrook	9.19%	Sharon	6.54%	Plainfield	4.19%	Hampstead	2.39%				
Whitefield	9.18%	Newton	6.53%	Gilford	4.19%	Alton	2.36%				
Claremont	9.02%	Newmarket	6.51%	Hampton	4.06%	Henniker	2.31%				
Goffstown	8.97%	Croydon	6.48%	Marlow	4.00%	Thornton	2.23%				
Weare	8.92%	Durham	6.44%	Lyndeborough	3.99%	Marlborough	2.17%				
Dalton	8.91%	Bennington	6.40%	Kensington	3.95%	Harrisville	2.16%				