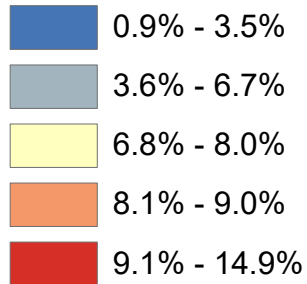


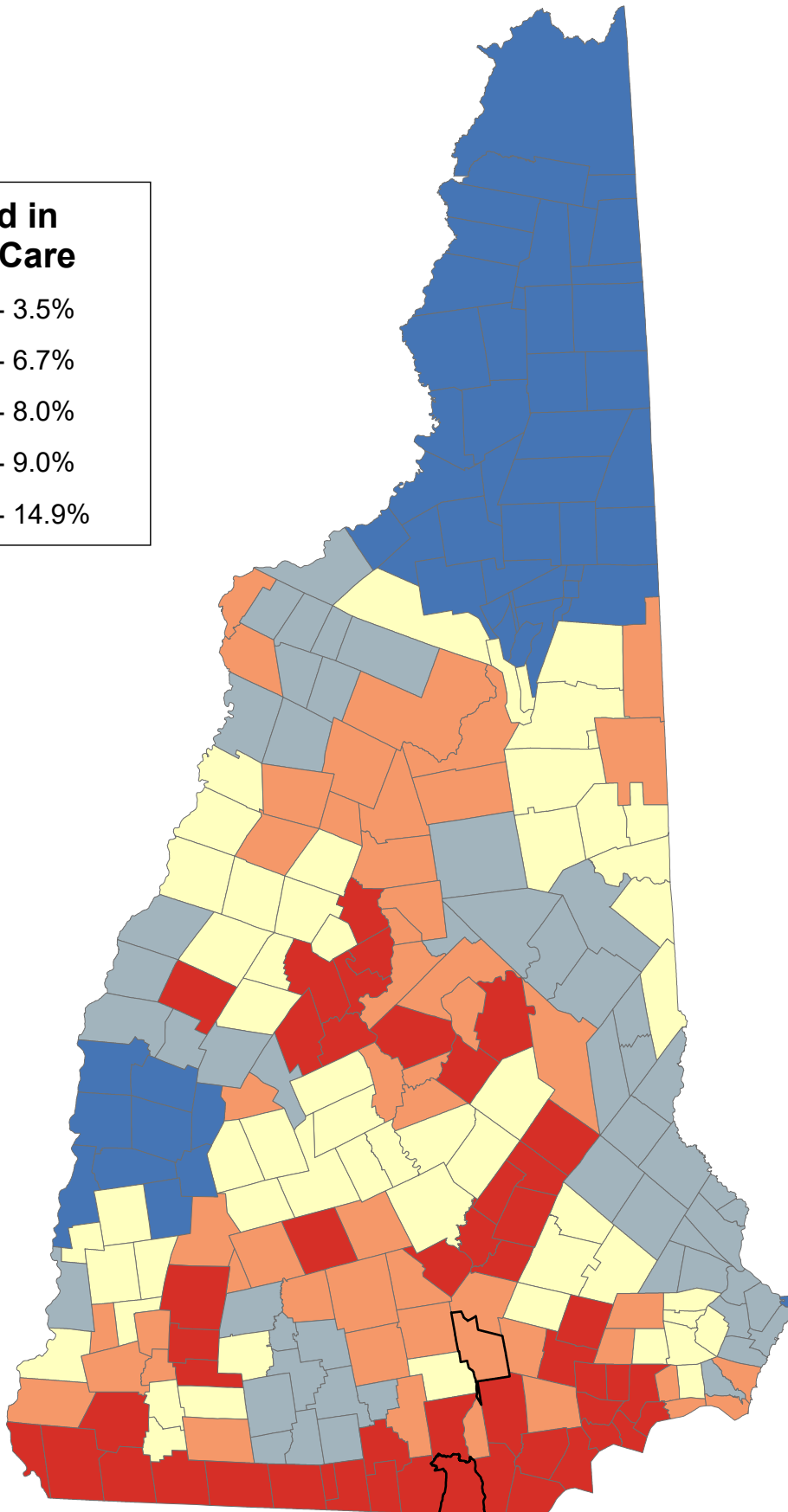
Percentage of Medicare Beneficiaries Age 65+ Years Enrolled in Managed Care

% Enrolled in Managed Care

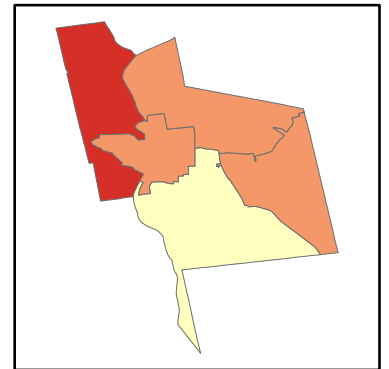


State Average: 7.9%

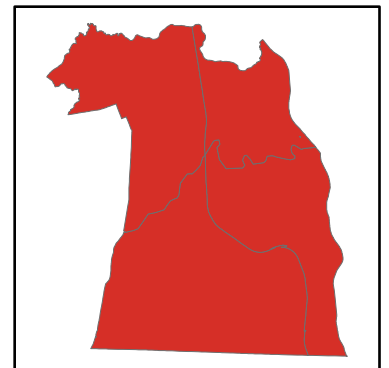
Source: CMS, 2015



Manchester Neighborhoods



Nashua Neighborhoods



% Medicare Managed Care Enrollees

Acworth	7.34%	Dalton	1.14%	Haverhill	6.01%	Nelson	10.66%	South Hampton	8.98%	Manchester	
Albany	7.74%	Danbury	9.55%	Hebron	7.93%	New Boston	8.23%	Springfield	6.47%	Central Manchester	8.05%
Alexandria	10.03%	Danville	14.71%	Henniker	9.85%	New Castle	2.46%	Stark	1.32%	Manchester: West	9.21%
Allenstown	9.31%	Deerfield	7.87%	Hill	9.55%	New Durham	3.75%	Stewartstown	0.93%	Manchester: South	7.95%
Alstead	7.34%	Deering	8.14%	Hillsborough	8.14%	New Hampton	8.22%	Stoddard	10.66%	Manchester: North	8.36%
Alton	8.26%	Derry	8.84%	Hinsdale	9.32%	New Ipswich	10.22%	Strafford	4.37%	Manchester: East	8.65%
Amherst	8.50%	Dorchester	7.93%	Holderness	8.68%	New London	8.34%	Stratford	0.93%		
Andover	6.80%	Dover	4.98%	Hollis	11.31%	Newbury	6.82%	Stratham	6.79%	Nashua	
Antrim	4.71%	Dublin	7.39%	Hooksett	8.64%	Newfields	6.79%	Sugar Hill	6.63%	Nashua: Zip 03060	12.25%
Ashland	8.68%	Dummer	3.50%	Hopkinton	8.15%	Newington	4.63%	Sullivan	8.16%	Nashua: Zip 03062	11.87%
Atkinson	14.86%	Dunbarton	8.22%	Hudson	11.75%	Newmarket	6.88%	Sunapee	2.01%	Nashua: Zip 03063	14.01%
Auburn	8.46%	Durham	5.22%	Jackson	8.01%	Newport	1.48%	Surry	8.16%	Nashua: Zip 03064	12.89%
Barnstead	9.09%	East Kingston	8.98%	Jaffrey	8.96%	Newton	12.19%	Sutton	6.82%		
Barrington	4.48%	Easton	6.63%	Jefferson	3.42%	North Hampton	4.64%	Swanzey	10.16%		
Bartlett	8.01%	Eaton	6.85%	Keene	8.16%	Northfield	8.27%	Tamworth	6.83%		
Bath	8.46%	Effingham	7.46%	Kensington	7.97%	Northumberland	1.32%	Temple	5.53%		
Bedford	7.91%	Ellsworth	8.05%	Kingston	12.48%	Northwood	6.84%	Thornton	8.53%	Unincorporated Places	
Belmont	10.63%	Enfield	10.55%	Laconia	8.23%	Nottingham	7.88%	Tilton	8.27%	<i>Atkinson and Gilmanton Academy Grant</i>	
Bennington	4.71%	Epping	8.60%	Lancaster	1.21%	Orange	7.41%	Troy	7.39%	<i>Bean's Grant</i>	
Benton	6.01%	Epsom	9.34%	Landaff	6.68%	Orford	7.63%	Tuftonboro	6.64%	<i>Bean's Purchase</i>	
Berlin	1.15%	Errol	3.50%	Langdon	7.34%	Ossipee	5.15%	Unity	1.48%	<i>Cambridge</i>	
Bethlehem	6.89%	Exeter	7.97%	Lebanon	5.86%	Pelham	9.53%	Wakefield	7.46%	<i>Chandler's Purchase</i>	
Boscawen	7.93%	Farmington	4.71%	Lee	4.39%	Pembroke	9.31%	Walpole	5.15%	<i>Crawford's Purchase</i>	
Bow	10.44%	Fitzwilliam	9.79%	Lempster	2.01%	Peterborough	6.06%	Warner	7.76%	<i>Cutt's Grant</i>	
Bradford	7.76%	Francestown	5.53%	Lincoln	8.07%	Piermont	7.63%	Warren	8.85%	<i>Dix's Grant</i>	
Brentwood	7.97%	Franconia	6.63%	Lisbon	6.68%	Pittsburg	1.80%	Washington	8.14%	<i>Dixville</i>	
Bridgewater	10.03%	Franklin	8.74%	Litchfield	8.86%	Pittsfield	9.33%	Waterville Valley	8.07%	<i>Erving's Location</i>	
Bristol	10.03%	Freedom	6.85%	Littleton	5.27%	Plainfield	5.86%	Weare	8.22%	<i>Green's Grant</i>	
Brookfield	5.00%	Fremont	8.68%	Londonderry	9.68%	Plaisow	13.92%	Webster	7.93%	<i>Hadley's Purchase</i>	
Brookline	11.73%	Gilford	9.74%	Loudon	7.61%	Plymouth	10.03%	Wentworth	8.85%	<i>Kilkenny</i>	
Campton	8.05%	Gilmanton	7.93%	Lyman	6.68%	Portsmouth	4.55%	Westmoreland	6.68%	<i>Livermore</i>	
Canaan	7.41%	Gilsum	7.34%	Lyme	7.63%	Randolph	3.42%	Whitefield	1.14%	<i>Low and Burbank's Grant</i>	
Candia	6.73%	Goffstown	8.91%	Lyndeborough	5.87%	Raymond	10.41%	Wilmot	6.47%	<i>Martin's Location</i>	
Canterbury	7.97%	Gorham	2.33%	Madbury	4.39%	Richmond	10.16%	Wilton	6.27%	<i>Millsfield</i>	
Carroll	3.42%	Goshen	2.01%	Madison	7.38%	Rindge	9.79%	Winchester	10.16%	<i>Odell</i>	
Center Harbor	5.19%	Grafton	7.41%	Manchester	8.44%	Rochester	5.07%	Windham	10.16%	<i>Pinkham's Grant</i>	
Charlestown	1.48%	Grantham	3.93%	Marlborough	7.39%	Rollinsford	4.68%	Windsor	8.14%	<i>Sargent's Purchase</i>	
Chatham	8.40%	Greenfield	5.53%	Marlow	7.34%	Roxbury	8.16%	Wolfeboro	4.90%	<i>Second College Grant</i>	
Chester	9.50%	Greenland	4.63%	Mason	9.34%	Rumney	7.93%	Woodstock	8.53%	<i>Success</i>	
Chesterfield	8.14%	Greenville	9.34%	Meredith	8.22%	Rye	4.98%			<i>Thompson and Meserves Purchase</i>	
Chichester	9.33%	Groton	7.93%	Merrimack	10.73%	Salem	9.49%			<i>Wentworth's Location</i>	
Claremont	1.48%	Hale's Location	8.01%	Middleton	3.75%	Salisbury	6.80%				
Clarksville	1.80%	Hampstead	12.23%	Milan	3.50%	Sanbornton	9.55%				
Colebrook	0.93%	Hampton	8.04%	Milford	10.86%	Sandown	9.38%				
Columbia	0.93%	Hampton Falls	4.24%	Milton	4.99%	Sandwich	5.95%				
Concord	7.93%	Hancock	7.34%	Monroe	8.46%	Seabrook	8.96%				
Conway	8.40%	Hanover	4.59%	Mont Vernon	5.87%	Sharon	6.06%				
Cornish	1.48%	Harrisville	10.66%	Moultonborough	5.95%	Shelburne	2.33%				
Croydon	1.48%	Hart's Location	8.01%	Nashua	12.57%	Somersworth	3.73%				

% Medicare Managed Care Enrollees (Ranked)

Atkinson	14.86%	East Kingston	8.98%	Bartlett	8.01%	Andover	6.80%	Barrington	4.48%	Manchester	
Danville	14.71%	South Hampton	8.98%	Hale's Location	8.01%	Salisbury	6.80%	Lee	4.39%	Manchester: West	9.21%
Plaistow	13.92%	Jaffrey	8.96%	Hart's Location	8.01%	Newfields	6.79%	Madbury	4.39%	Manchester: East	8.65%
Nashua	12.57%	Seabrook	8.96%	Jackson	8.01%	Stratham	6.79%	Strafford	4.37%	Manchester: North	8.36%
Kingston	12.48%	Goffstown	8.91%	Brentwood	7.97%	Candia	6.73%	Hampton Falls	4.24%	Central Manchester	8.05%
Hampstead	12.23%	Litchfield	8.86%	Exeter	7.97%	Westmoreland	6.68%	Grantham	3.93%	Manchester: South	7.95%
Newton	12.19%	Warren	8.85%	Kensington	7.97%	Landaff	6.68%	Middleton	3.75%		
Hudson	11.75%	Wentworth	8.85%	Canterbury	7.97%	Lisbon	6.68%	New Durham	3.75%	Nashua	
Brookline	11.73%	Derry	8.84%	Boscawen	7.93%	Lyman	6.68%	Somersworth	3.73%	Nashua: Zip 03063	14.01%
Hollis	11.31%	Franklin	8.74%	Concord	7.93%	Tuftonboro	6.64%	Dummer	3.50%	Nashua: Zip 03064	12.89%
Milford	10.86%	Fremont	8.68%	Webster	7.93%	Easton	6.63%	Errol	3.50%	Nashua: Zip 03060	12.25%
Merrimack	10.73%	Ashland	8.68%	Dorchester	7.93%	Franconia	6.63%	Milan	3.50%	Nashua: Zip 03062	11.87%
Harrisville	10.66%	Holderness	8.68%	Groton	7.93%	Sugar Hill	6.63%	Carroll	3.42%		
Nelson	10.66%	Hooksett	8.64%	Hebron	7.93%	Springfield	6.47%	Jefferson	3.42%		
Stoddard	10.66%	Epping	8.60%	Rumney	7.93%	Wilmot	6.47%	Randolph	3.42%		
Belmont	10.63%	Thornton	8.53%	Gilmanton	7.93%	Wilton	6.27%	New Castle	2.46%		
Enfield	10.55%	Woodstock	8.53%	Bedford	7.91%	Peterborough	6.06%	Gorham	2.33%	Unincorporated Places	
Bow	10.44%	Amherst	8.50%	Nottingham	7.88%	Sharon	6.06%	Shelburne	2.33%	<i>Atkinson and Gilmanton Academy Grant</i>	
Raymond	10.41%	Bath	8.46%	Deerfield	7.87%	Benton	6.01%	Goshen	2.01%	<i>Bean's Grant</i>	
New Ipswich	10.22%	Monroe	8.46%	Bradford	7.76%	Haverhill	6.01%	Lempster	2.01%	<i>Bean's Purchase</i>	
Richmond	10.16%	Auburn	8.46%	Warner	7.76%	Moultonborough	5.95%	Sunapee	2.01%	<i>Cambridge</i>	
Swanzy	10.16%	Manchester	8.44%	Albany	7.74%	Sandwich	5.95%	Clarksville	1.80%	<i>Chandler's Purchase</i>	
Winchester	10.16%	Chatham	8.40%	Lyme	7.63%	Lyndeborough	5.87%	Berlin	1.80%	<i>Crawford's Purchase</i>	
Windham	10.16%	Conway	8.40%	Orford	7.63%	Mont Vernon	5.87%	Charlestown	1.48%	<i>Cutt's Grant</i>	
Alexandria	10.03%	New London	8.34%	Piermont	7.63%	Lebanon	5.86%	Claremont	1.48%	<i>Dix's Grant</i>	
Bridgewater	10.03%	Northfield	8.27%	Loudon	7.61%	Plainfield	5.86%	Cornish	1.48%	<i>Dixville</i>	
Bristol	10.03%	Tilton	8.27%	Effingham	7.46%	Francestown	5.53%	Croydon	1.48%	<i>Erving's Location</i>	
Plymouth	10.03%	Alton	8.26%	Wakefield	7.46%	Greenfield	5.53%	Newport	1.48%	<i>Green's Grant</i>	
Henniker	9.85%	Laconia	8.23%	Canaan	7.41%	Temple	5.53%	Unity	1.48%	<i>Hadley's Purchase</i>	
Fitzwilliam	9.79%	New Boston	8.23%	Grafton	7.41%	Littleton	5.27%	Northumberland	1.32%	<i>Kilkenny</i>	
Rindge	9.79%	Meredith	8.22%	Orange	7.41%	Durham	5.22%	Stark	1.32%	<i>Livermore</i>	
Gilford	9.74%	New Hampton	8.22%	Dublin	7.39%	Center Harbor	5.19%	Lancaster	1.21%	<i>Low and Burbank's Grant</i>	
Londonderry	9.68%	Dunbarton	8.22%	Marlborough	7.39%	Ossipee	5.15%	Berlin	1.15%	<i>Martin's Location</i>	
Danbury	9.55%	Weare	8.22%	Troy	7.39%	Walpole	5.15%	Dalton	1.14%	<i>Millsfield</i>	
Hill	9.55%	Keene	8.16%	Madison	7.38%	Rochester	5.07%	Whitefield	1.14%	<i>Odell</i>	
Sanbornton	9.55%	Roxbury	8.16%	Hancock	7.34%	Brookfield	5.00%	Colebrook	0.93%	<i>Pinkham's Grant</i>	
Pelham	9.53%	Sullivan	8.16%	Acworth	7.34%	Milton	4.99%	Columbia	0.93%	<i>Sargent's Purchase</i>	
Chester	9.50%	Surry	8.16%	Alstead	7.34%	Rye	4.98%	Stewartstown	0.93%	<i>Second College Grant</i>	
Salem	9.49%	Hopkinton	8.15%	Gilsum	7.34%	Dover	4.98%	Stratford	0.93%	<i>Success</i>	
Sandown	9.38%	Chesterfield	8.14%	Langdon	7.34%	Wolfeboro	4.90%			<i>Thompson and Meserves Purchase</i>	
Epsom	9.34%	Deering	8.14%	Marlow	7.34%	Antrim	4.71%			<i>Wentworth's Location</i>	
Greenville	9.34%	Hillsborough	8.14%	Bethlehem	6.89%	Bennington	4.71%				
Mason	9.34%	Washington	8.14%	Newmarket	6.88%	Farmington	4.71%				
Chichester	9.33%	Windsor	8.14%	Eaton	6.85%	Rollinsford	4.68%				
Pittsfield	9.33%	Lincoln	8.07%	Freedom	6.85%	North Hampton	4.64%				
Hinsdale	9.32%	Waterville Valley	8.07%	Northwood	6.84%	Greenland	4.63%				
Allenstown	9.31%	Campton	8.05%	Tamworth	6.83%	Newington	4.63%				
Pembroke	9.31%	Ellsworth	8.05%	Newbury	6.82%	Hanover	4.59%				
Barnstead	9.09%	Hampton	8.04%	Sutton	6.82%	Portsmouth	4.55%				