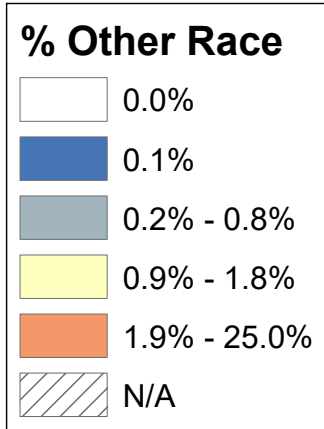
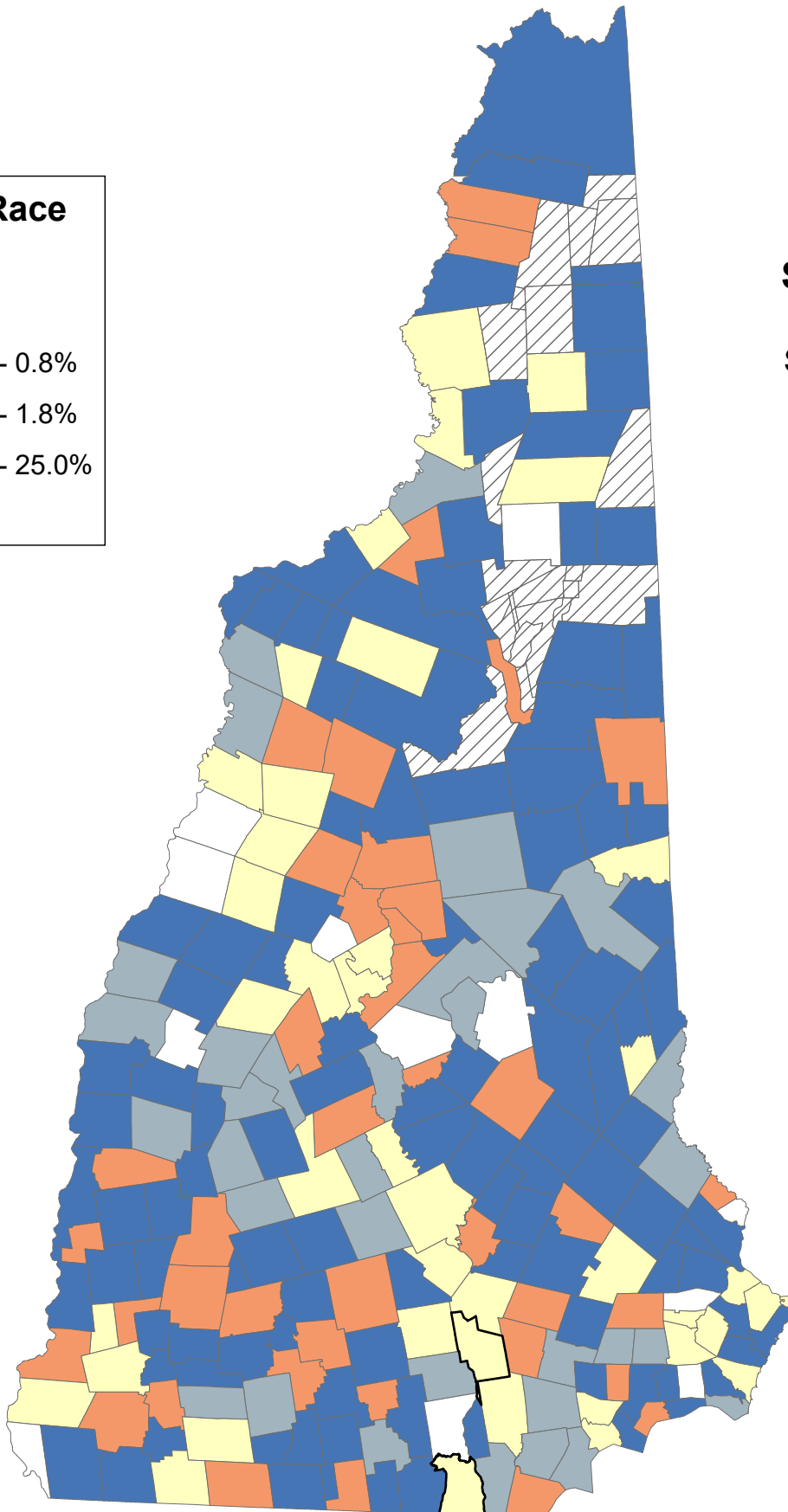


Percentage of Population Age 65+ Years Other Race

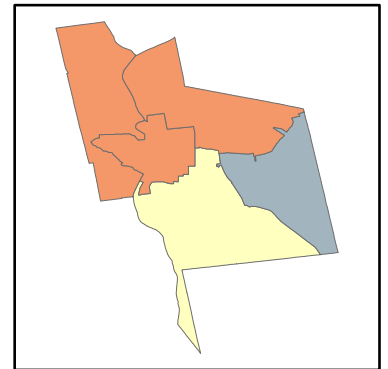


State Average: 0.9%

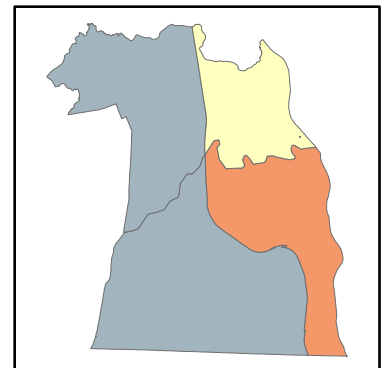
Source: ACS, 2012-2016



Manchester Neighborhoods



Nashua Neighborhoods



% Other

Acworth	0.00%	Dalton	1.21%	Haverhill	0.64%	Nelson	0.00%	South Hampton	0.00%	Manchester	
Albany	0.00%	Danbury	3.87%	Hebron	0.00%	New Boston	0.00%	Springfield	0.47%	Central Manchester	1.90%
Alexandria	1.06%	Danville	3.86%	Henniker	0.00%	New Castle	1.37%	Stark	0.00%	Manchester: West	2.62%
Allenstown	0.00%	Deerfield	0.00%	Hill	0.00%	New Durham	0.00%	Stewartstown	2.99%	Manchester: South	1.10%
Alstead	0.00%	Deering	0.00%	Hillsborough	0.00%	New Hampton	3.02%	Stoddard	1.98%	Manchester: North	2.59%
Alton	0.00%	Derry	0.48%	Hinsdale	0.00%	New Ipswich	0.00%	Strafford	0.00%	Manchester: East	0.44%
Amherst	0.00%	Dorchester	1.22%	Holderness	3.48%	New London	0.26%	Stratford	1.28%		
Andover	0.00%	Dover	0.05%	Hollis	0.00%	Newbury	0.84%	Stratham	1.25%	Nashua	
Antrim	5.84%	Dublin	0.73%	Hooksett	1.00%	Newfields	1.07%	Sugar Hill	0.00%	Nashua: Zip 03060	4.28%
Ashland	2.47%	Dummer	1.25%	Hopkinton	0.67%	Newington	1.72%	Sullivan	0.00%	Nashua: Zip 03062	0.48%
Atkinson	1.63%	Dunbarton	0.00%	Hudson	0.78%	Newmarket	0.00%	Sunapee	0.00%	Nashua: Zip 03063	0.36%
Auburn	2.31%	Durham	0.00%	Jackson	0.00%	Newport	0.61%	Surry	1.18%	Nashua: Zip 03064	1.28%
Barnstead	0.00%	East Kingston	0.00%	Jaffrey	1.25%	Newton	3.70%	Sutton	0.00%		
Barrington	0.00%	Easton	0.00%	Jefferson	0.00%	North Hampton	0.00%	Swanzey	2.33%		
Bartlett	0.00%	Eaton	0.00%	Keene	1.19%	Northfield	0.00%	Tamworth	0.00%		
Bath	0.83%	Effingham	0.00%	Kensington	0.00%	Northumberland	1.11%	Temple	0.00%		
Bedford	0.15%	Ellsworth	0.00%	Kingston	0.00%	Northwood	4.25%	Thornton	0.00%	Unincorporated Places	
Belmont	0.00%	Enfield	0.00%	Laconia	0.59%	Nottingham	1.45%	Tilton	2.19%	<i>Atkinson and Gilmanton Academy Grant</i>	
Bennington	0.00%	Epping	3.95%	Lancaster	0.46%	Orange	0.00%	Troy	0.00%	<i>Bean's Grant</i>	
Benton	6.25%	Epsom	0.00%	Landaff	0.93%	Orford	0.00%	Tuftonboro	0.00%	<i>Bean's Purchase</i>	
Berlin	1.75%	Errol	0.00%	Langdon	2.38%	Ossipee	0.56%	Unity	3.33%	<i>Cambridge</i>	
Bethlehem	0.00%	Exeter	0.97%	Lebanon	0.50%	Pelham	2.81%	Wakefield	0.00%	<i>Chandler's Purchase</i>	
Boscawen	1.50%	Farmington	0.00%	Lee	0.00%	Pembroke	2.23%	Walpole	0.00%	<i>Crawford's Purchase</i>	
Bow	1.37%	Fitzwilliam	0.90%	Lempster	0.00%	Peterborough	0.31%	Warner	1.20%	<i>Cutt's Grant</i>	
Bradford	0.58%	Francestown	7.51%	Lincoln	0.00%	Piermont	1.03%	Warren	1.24%	<i>Dix's Grant</i>	
Brentwood	0.36%	Franconia	1.16%	Lisbon	0.00%	Pittsburg	0.00%	Washington	2.79%	<i>Dixville</i>	
Bridgewater	0.95%	Franklin	0.47%	Litchfield	0.00%	Pittsfield	0.00%	Waterville Valley	0.00%	<i>Erving's Location</i>	
Bristol	1.03%	Freedom	1.08%	Littleton	0.00%	Plainfield	0.66%	Weare	2.23%	<i>Green's Grant</i>	
Brookfield	0.00%	Fremont	0.57%	Londonderry	1.24%	Plaisow	0.00%	Webster	0.64%	<i>Hadley's Purchase</i>	
Brookline	0.00%	Gilford	0.00%	Loudon	0.00%	Plymouth	1.95%	Wentworth	0.85%	<i>Kilkenny</i>	
Campton	2.33%	Gilmanton	2.94%	Lyman	0.00%	Portsmouth	0.88%	Westmoreland	1.84%	<i>Livermore</i>	
Canaan	0.00%	Gilsum	2.70%	Lyme	0.00%	Randolph	0.00%	Whitefield	3.64%	<i>Low and Burbank's Grant</i>	
Candia	2.90%	Goffstown	1.28%	Lyndeborough	0.00%	Raymond	0.00%	Wilmot	0.29%	<i>Martin's Location</i>	
Canterbury	0.00%	Gorham	0.00%	Madbury	0.00%	Richmond	0.00%	Wilton	0.00%	<i>Millsfield</i>	
Carroll	0.00%	Goshen	0.00%	Madison	0.00%	Rindge	5.92%	Winchester	0.00%	<i>Odell</i>	
Center Harbor	0.00%	Grafton	0.98%	Manchester	1.11%	Rochester	0.34%	Windham	0.37%	<i>Pinkham's Grant</i>	
Charlestown	0.00%	Grantham	0.00%	Marlborough	3.25%	Rollinsford	0.00%	Windsor	0.00%	<i>Sargent's Purchase</i>	
Chatham	0.00%	Greenfield	3.36%	Marlow	0.00%	Roxbury	0.00%	Wolfeboro	0.00%	<i>Second College Grant</i>	
Chester	0.34%	Greenland	0.00%	Mason	1.91%	Rumney	3.25%	Woodstock	7.86%	<i>Success</i>	
Chesterfield	1.68%	Greenville	0.00%	Meredith	0.49%	Rye	0.00%			<i>Thompson and Meserves Purchase</i>	
Chichester	0.00%	Groton	0.00%	Merrimack	0.00%	Salem	0.72%			<i>Wentworth's Location</i>	
Claremont	0.00%	Hale's Location	0.00%	Middleton	1.02%	Salisbury	4.29%				
Clarksville	0.00%	Hampstead	1.35%	Milan	0.00%	Sanbornton	0.00%				
Colebrook	2.67%	Hampton	1.77%	Milford	0.66%	Sandown	0.00%				
Columbia	0.00%	Hampton Falls	0.00%	Milton	0.53%	Sandwich	0.51%				
Concord	1.68%	Hancock	0.00%	Monroe	0.00%	Seabrook	0.36%				
Conway	3.95%	Hanover	0.00%	Mont Vernon	3.11%	Sharon	0.00%				
Cornish	0.00%	Harrisville	0.00%	Moultonborough	0.66%	Shelburne	0.00%				
Croydon	0.00%	Hart's Location	25.00%	Nashua	1.73%	Somersworth	2.16%				

% Other (Ranked)

Hart's Location	25.00%	Nottingham	1.45%	Milton	0.53%	Croydon	0.00%	Pittsburg	0.00%	Manchester	
Woodstock	7.86%	New Castle	1.37%	Sandwich	0.51%	Deerfield	0.00%	Pittsfield	0.00%	Manchester: West	2.62%
Francetown	7.51%	Bow	1.37%	Lebanon	0.50%	Deering	0.00%	Raymond	0.00%	Manchester: North	2.59%
Benton	6.25%	Hampstead	1.35%	Meredith	0.49%	Dunbarton	0.00%	Richmond	0.00%	Central Manchester	1.90%
Rindge	5.92%	Stratford	1.28%	Derry	0.48%	Durham	0.00%	Roxbury	0.00%	Manchester: South	1.10%
Antrim	5.84%	Goffstown	1.28%	Springfield	0.47%	East Kingston	0.00%	Rye	0.00%	Manchester: East	0.44%
Salisbury	4.29%	Jaffrey	1.25%	Franklin	0.47%	Easton	0.00%	Sandown	0.00%		
Northwood	4.25%	Dummer	1.25%	Lancaster	0.46%	Eaton	0.00%	Sharon	0.00%	Nashua	
Epping	3.95%	Stratham	1.25%	Windham	0.37%	Effingham	0.00%	Shelburne	0.00%	Nashua: Zip 03060	4.28%
Conway	3.95%	Warren	1.24%	Brentwood	0.36%	Ellsworth	0.00%	South Hampton	0.00%	Nashua: Zip 03064	1.28%
Danbury	3.87%	Londonderry	1.24%	Seabrook	0.36%	Enfield	0.00%	Stark	0.00%	Nashua: Zip 03062	0.48%
Danville	3.86%	Dorchester	1.22%	Rochester	0.34%	Epsom	0.00%	Strafford	0.00%	Nashua: Zip 03063	0.36%
Newton	3.70%	Dalton	1.21%	Chester	0.34%	Errol	0.00%	Sugar Hill	0.00%		
Whitefield	3.64%	Warner	1.20%	Peterborough	0.31%	Farmington	0.00%	Sullivan	0.00%		
Holderness	3.48%	Keene	1.19%	Wilmot	0.29%	Gorham	0.00%	Sunapee	0.00%		
Greenfield	3.36%	Surry	1.18%	New London	0.26%	Goshen	0.00%	Sutton	0.00%		
Unity	3.33%	Franconia	1.16%	Bedford	0.15%	Greenland	0.00%	Tamworth	0.00%	Unincorporated Places	
Marlborough	3.25%	Manchester	1.11%	Dover	0.05%	Greenville	0.00%	Temple	0.00%	<i>Atkinson and Gilmanton Academy Grant</i>	
Rumney	3.25%	Northumberland	1.11%	Plaistow	0.00%	Groton	0.00%	Troy	0.00%	<i>Bean's Grant</i>	
Mont Vernon	3.11%	Freedom	1.08%	Lisbon	0.00%	Hale's Location	0.00%	Tuftonboro	0.00%	<i>Bean's Purchase</i>	
New Hampton	3.02%	Newfields	1.07%	Thornton	0.00%	Hampton Falls	0.00%	Wakefield	0.00%	<i>Cambridge</i>	
Stewartstown	2.99%	Alexandria	1.06%	Barrington	0.00%	Hancock	0.00%	Walpole	0.00%	<i>Chandler's Purchase</i>	
Gilmanton	2.94%	Piermont	1.03%	Hollis	0.00%	Harrisville	0.00%	Merrimack	0.00%	<i>Crawford's Purchase</i>	
Candia	2.90%	Bristol	1.03%	Brookline	0.00%	Henniker	0.00%	Wilton	0.00%	<i>Cutt's Grant</i>	
Pelham	2.81%	Middleton	1.02%	Hanover	0.00%	Hill	0.00%	Winchester	0.00%	<i>Dix's Grant</i>	
Washington	2.79%	Hooksett	1.00%	Acworth	0.00%	Hillsborough	0.00%	Windsor	0.00%	<i>Dixville</i>	
Gilsum	2.70%	Grafton	0.98%	Albany	0.00%	Jackson	0.00%	Wolfeboro	0.00%	<i>Erving's Location</i>	
Colebrook	2.67%	Exeter	0.97%	Allentown	0.00%	Jefferson	0.00%	Hinsdale	0.00%	<i>Green's Grant</i>	
Ashland	2.47%	Bridgewater	0.95%	Alstead	0.00%	Kingston	0.00%	Rollinsford	0.00%	<i>Hadley's Purchase</i>	
Langdon	2.38%	Landaff	0.93%	Alton	0.00%	Lee	0.00%	Kensington	0.00%	<i>Kilkenny</i>	
Campton	2.33%	Fitzwilliam	0.90%	Amherst	0.00%	Lempster	0.00%	Orford	0.00%	<i>Livermore</i>	
Swanzey	2.33%	Portsmouth	0.88%	Andover	0.00%	Lincoln	0.00%	Randolph	0.00%	<i>Low and Burbank's Grant</i>	
Auburn	2.31%	Wentworth	0.85%	Barnstead	0.00%	Litchfield	0.00%	Merrimack	0.00%	<i>Martin's Location</i>	
Weare	2.23%	Newbury	0.84%	Bartlett	0.00%	Littleton	0.00%	Gilford	0.00%	<i>Millsfield</i>	
Pembroke	2.23%	Bath	0.83%	Belmont	0.00%	Loudon	0.00%	Sanbornton	0.00%	<i>Odell</i>	
Tilton	2.19%	Hudson	0.78%	Bennington	0.00%	Lyman	0.00%	Lyme	0.00%	<i>Pinkham's Grant</i>	
Somersworth	2.16%	Dublin	0.73%	Bethlehem	0.00%	Lyndeborough	0.00%	Hebron	0.00%	<i>Sargent's Purchase</i>	
Stoddard	1.98%	Salem	0.72%	Brookfield	0.00%	Madbury	0.00%	Grantham	0.00%	<i>Second College Grant</i>	
Plymouth	1.95%	Hopkinton	0.67%	Canaan	0.00%	Madison	0.00%	Newmarket	0.00%	<i>Success</i>	
Mason	1.91%	Moultonborough	0.66%	Canterbury	0.00%	Marlow	0.00%			<i>Thompson and Meserves Purchase</i>	
Westmoreland	1.84%	Milford	0.66%	Carroll	0.00%	Milan	0.00%			<i>Wentworth's Location</i>	
Hampton	1.77%	Plainfield	0.66%	Center Harbor	0.00%	Monroe	0.00%				
Berlin	1.75%	Haverhill	0.64%	Charlestown	0.00%	Nelson	0.00%				
Nashua	1.73%	Webster	0.64%	Chatham	0.00%	New Boston	0.00%				
Newington	1.72%	Newport	0.61%	Chichester	0.00%	New Durham	0.00%				
Chesterfield	1.68%	Laconia	0.59%	Claremont	0.00%	New Ipswich	0.00%				
Concord	1.68%	Bradford	0.58%	Clarksville	0.00%	North Hampton	0.00%				
Atkinson	1.63%	Fremont	0.57%	Columbia	0.00%	Northfield	0.00%				
Boscawen	1.50%	Ossipee	0.56%	Cornish	0.00%	Orange	0.00%				