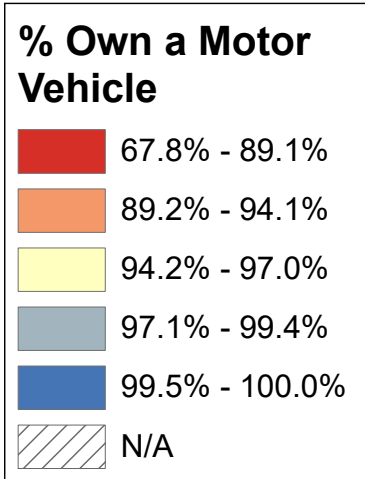
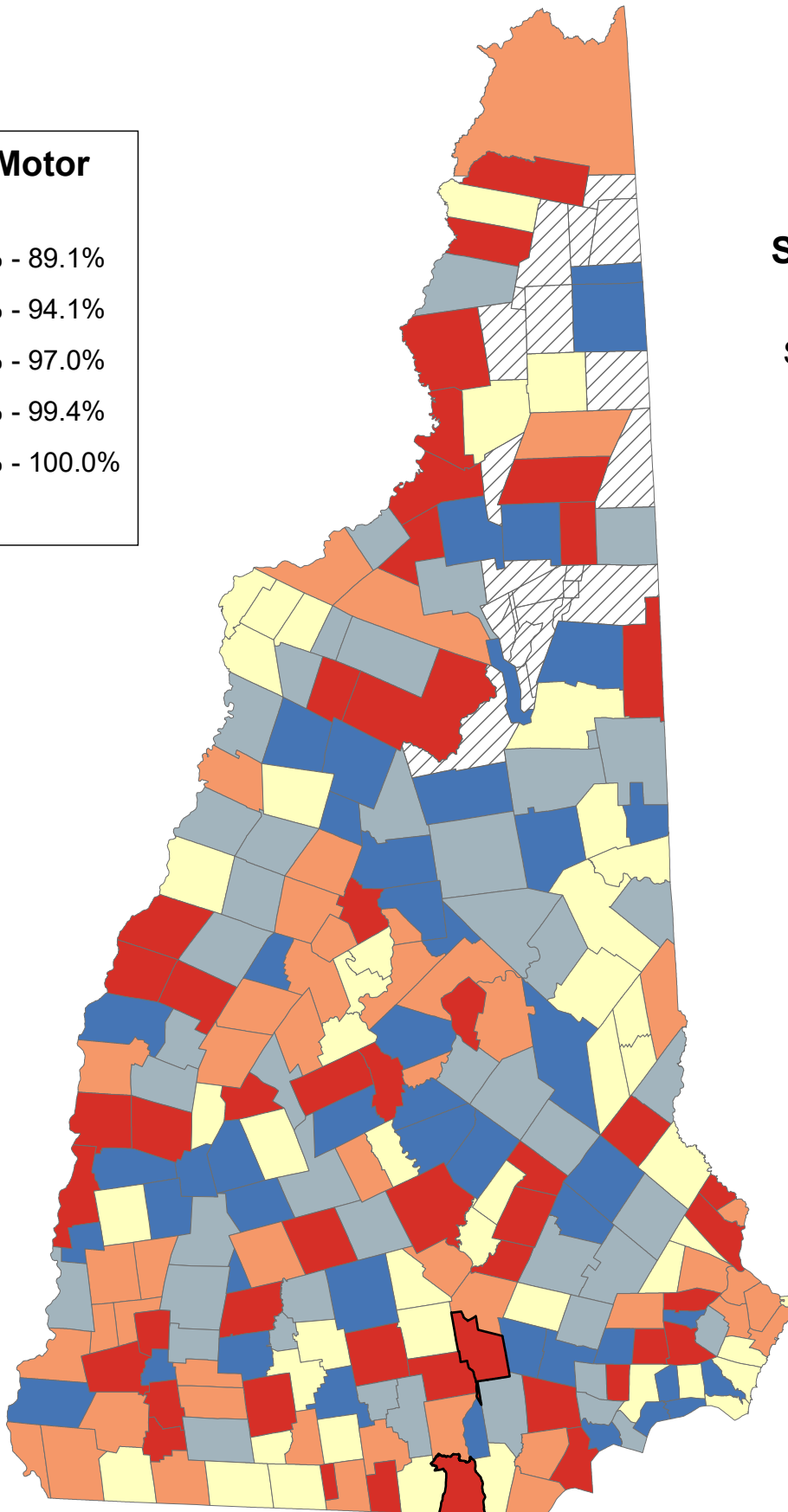


Percentage of Householders Age 65+ Own a Motor Vehicle

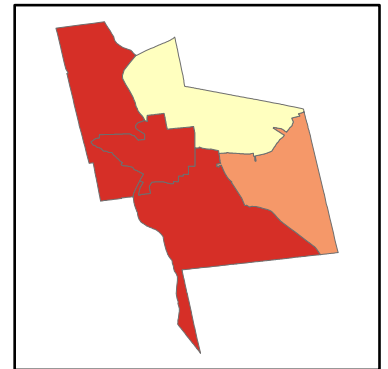


State Average: 91.0%

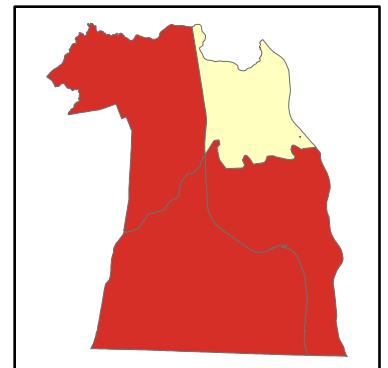
Source: ACS, 2012-2016



Manchester Neighborhoods



Nashua Neighborhoods



% 65+ Who Own a Motor Vehicle

Acworth	96.15%	Dalton	97.73%	Haverhill	99.38%	Nelson	97.22%	South Hampton	100.00%	Manchester	
Albany	97.53%	Danbury	90.38%	Hebron	91.11%	New Boston	88.54%	Springfield	92.56%	Central Manchester	67.78%
Alexandria	94.06%	Danville	85.79%	Henniker	87.76%	New Castle	94.44%	Stark	95.45%	Manchester: West	83.31%
Allenstown	84.62%	Deerfield	97.69%	Hill	96.67%	New Durham	95.80%	Stewartstown	94.38%	Manchester: South	77.93%
Alstead	92.66%	Deering	97.93%	Hillsborough	91.62%	New Hampton	93.10%	Stoddard	98.08%	Manchester: North	94.75%
Alton	100.00%	Derry	88.94%	Hinsdale	93.07%	New Ipswich	94.51%	Strafford	100.00%	Manchester: East	89.89%
Amherst	98.80%	Dorchester	97.50%	Holderness	100.00%	New London	87.45%	Stratford	79.83%		
Andover	85.27%	Dover	88.13%	Hollis	95.52%	Newbury	100.00%	Stratham	97.63%	Nashua	
Antrim	88.80%	Dublin	93.04%	Hooksett	93.00%	Newfields	100.00%	Sugar Hill	98.48%	Nashua: Zip 03060	77.61%
Ashland	91.63%	Dummer	95.83%	Hopkinton	98.35%	Newington	92.71%	Sullivan	88.75%	Nashua: Zip 03062	88.79%
Atkinson	100.00%	Dunbarton	97.00%	Hudson	96.13%	Newmarket	77.56%	Sunapee	96.51%	Nashua: Zip 03063	87.17%
Auburn	100.00%	Durham	91.99%	Jackson	100.00%	Newport	81.45%	Surry	89.81%	Nashua: Zip 03064	95.48%
Barnstead	97.42%	East Kingston	100.00%	Jaffrey	97.50%	Newton	100.00%	Sutton	96.61%		
Barrington	97.72%	Easton	86.79%	Jefferson	100.00%	North Hampton	94.50%	Swanzy	94.07%		
Bartlett	96.95%	Eaton	100.00%	Keene	79.72%	Northfield	100.00%	Tamworth	100.00%		
Bath	94.19%	Effingham	98.52%	Kensington	96.20%	Northumberland	83.07%	Temple	93.33%		
Bedford	87.65%	Ellsworth	100.00%	Kingston	95.92%	Northwood	100.00%	Thornton	97.31%	Unincorporated Places	
Belmont	98.29%	Enfield	89.14%	Laconia	78.68%	Nottingham	98.44%	Tilton	92.51%	<i>Atkinson and Gilmanton Academy Grant</i>	
Bennington	97.22%	Epping	91.95%	Lancaster	85.37%	Orange	100.00%	Troy	89.04%	<i>Bean's Grant</i>	
Benton	100.00%	Epsom	87.53%	Landaff	97.22%	Orford	98.47%	Tuftonboro	98.59%	<i>Bean's Purchase</i>	
Berlin	86.31%	Errol	100.00%	Langdon	100.00%	Ossipee	95.00%	Unity	100.00%	<i>Cambridge</i>	
Bethlehem	94.09%	Exeter	88.77%	Lebanon	88.55%	Pelham	94.02%	Wakefield	90.85%	<i>Chandler's Purchase</i>	
Boscawen	94.22%	Farmington	86.66%	Lee	95.48%	Pembroke	96.52%	Walpole	97.29%	<i>Crawford's Purchase</i>	
Bow	91.70%	Fitzwilliam	92.95%	Lempster	100.00%	Peterborough	84.96%	Warner	98.89%	<i>Cutt's Grant</i>	
Bradford	100.00%	Francestown	96.88%	Lincoln	80.88%	Piermont	91.07%	Warren	94.17%	<i>Dix's Grant</i>	
Brentwood	83.55%	Franconia	97.50%	Lisbon	95.33%	Pittsburg	92.02%	Washington	98.65%	<i>Dixville</i>	
Bridgewater	96.39%	Franklin	79.52%	Litchfield	100.00%	Pittsfield	84.07%	Waterville Valley	100.00%	<i>Erving's Location</i>	
Bristol	94.62%	Freedom	96.58%	Littleton	89.91%	Plainfield	100.00%	Weare	100.00%	<i>Green's Grant</i>	
Brookfield	94.57%	Fremont	100.00%	Londonderry	98.05%	Plaislow	97.63%	Webster	91.04%	<i>Hadley's Purchase</i>	
Brookline	88.75%	Gilford	93.23%	Loudon	100.00%	Plymouth	81.22%	Wentworth	98.55%	<i>Kilkenny</i>	
Campton	100.00%	Gilmanton	97.67%	Lyman	95.79%	Portsmouth	90.83%	Westmoreland	93.62%	<i>Livermore</i>	
Canaan	97.30%	Gilsum	93.44%	Lyme	94.33%	Randolph	100.00%	Whitefield	76.31%	<i>Low and Burbank's Grant</i>	
Candia	96.46%	Goffstown	94.81%	Lyndeborough	100.00%	Raymond	97.57%	Wilmot	98.08%	<i>Martin's Location</i>	
Canterbury	100.00%	Gorham	77.07%	Madbury	96.15%	Richmond	96.81%	Wilton	96.69%	<i>Millsfield</i>	
Carroll	98.40%	Goshen	100.00%	Madison	95.67%	Rindge	95.19%	Winchester	90.24%	<i>Odell</i>	
Center Harbor	100.00%	Grafton	90.24%	Manchester	81.14%	Rochester	94.50%	Windham	93.10%	<i>Pinkham's Grant</i>	
Charlestown	88.62%	Grantham	97.58%	Marlborough	79.35%	Rollinsford	90.20%	Windsor	100.00%	<i>Sargent's Purchase</i>	
Chatham	88.64%	Greenfield	96.10%	Marlow	94.06%	Roxbury	100.00%	Wolfeboro	94.22%	<i>Second College Grant</i>	
Chester	99.44%	Greenland	93.54%	Mason	93.16%	Rumney	92.50%	Woodstock	100.00%	<i>Success</i>	
Chesterfield	100.00%	Greenville	84.09%	Meredith	91.98%	Rye	93.95%			<i>Thompson and Meserves Purchase</i>	
Chichester	96.84%	Groton	92.73%	Merrimack	92.97%	Salem	88.20%			<i>Wentworth's Location</i>	
Claremont	88.63%	Hale's Location	98.36%	Middleton	96.36%	Salisbury	100.00%				
Clarksville	83.33%	Hampstead	97.07%	Milan	93.91%	Sanbornton	100.00%				
Colebrook	88.22%	Hampton	95.94%	Milford	90.57%	Sandown	97.37%				
Columbia	98.29%	Hampton Falls	100.00%	Milton	97.38%	Sandwich	97.21%				
Concord	86.03%	Hancock	100.00%	Monroe	94.85%	Seabrook	94.30%				
Conway	97.43%	Hanover	83.67%	Mont Vernon	97.16%	Sharon	95.65%				
Cornish	93.07%	Harrisville	92.40%	Moultonborough	97.67%	Shelburne	98.53%				
Croydon	97.06%	Hart's Location	100.00%	Nashua	85.72%	Somersworth	82.88%				

% 65+ Who Own a Motor Vehicle (Ranked)

Alton	100.00%	Washington	98.65%	Wilton	96.69%	Westmoreland	93.62%	Charlestown	88.62%	Manchester	
Atkinson	100.00%	Tuftonboro	98.59%	Hill	96.67%	Greenland	93.54%	Lebanon	88.55%	Manchester: North	94.75%
Auburn	100.00%	Wentworth	98.55%	Sutton	96.61%	Gilsum	93.44%	New Boston	88.54%	Manchester: East	89.89%
Benton	100.00%	Shelburne	98.53%	Freedom	96.58%	Temple	93.33%	Colebrook	88.22%	Manchester: West	83.31%
Bradford	100.00%	Effingham	98.52%	Pembroke	96.52%	Gilford	93.23%	Salem	88.20%	Manchester: South	77.93%
Campton	100.00%	Sugar Hill	98.48%	Sunapee	96.51%	Mason	93.16%	Dover	88.13%	Central Manchester	67.78%
Canterbury	100.00%	Orford	98.47%	Candia	96.46%	New Hampton	93.10%	Henniker	87.76%		
Center Harbor	100.00%	Nottingham	98.44%	Bridgewater	96.39%	Windham	93.10%	Bedford	87.65%	Nashua	
Chesterfield	100.00%	Carroll	98.40%	Middleton	96.36%	Cornish	93.07%	Epsom	87.53%	Nashua: Zip 03064	95.48%
East Kingston	100.00%	Hale's Location	98.36%	Kensington	96.20%	Hinsdale	93.07%	New London	87.45%	Nashua: Zip 03062	88.79%
Eaton	100.00%	Hopkinton	98.35%	Acworth	96.15%	Dublin	93.04%	Easton	86.79%	Nashua: Zip 03063	87.17%
Ellsworth	100.00%	Belmont	98.29%	Madbury	96.15%	Hooksett	93.00%	Farmington	86.66%	Nashua: Zip 03060	77.61%
Errol	100.00%	Columbia	98.29%	Hudson	96.13%	Merrimack	92.97%	Berlin	86.31%		
Fremont	100.00%	Stoddard	98.08%	Greenfield	96.10%	Fitzwilliam	92.95%	Concord	86.03%		
Goshen	100.00%	Wilnot	98.08%	Hampton	95.94%	Groton	92.73%	Danville	85.79%		
Hampton Falls	100.00%	Londonderry	98.05%	Kingston	95.92%	Newington	92.71%	Nashua	85.72%		
Hancock	100.00%	Deering	97.93%	Dummer	95.83%	Alstead	92.66%	Lancaster	85.37%	Unincorporated Places	
Hart's Location	100.00%	Dalton	97.73%	New Durham	95.80%	Springfield	92.56%	Andover	85.27%	<i>Atkinson and Gilmanton Academy Grant</i>	
Holderness	100.00%	Barrington	97.72%	Lyman	95.79%	Tilton	92.51%	Peterborough	84.96%	<i>Bean's Grant</i>	
Jackson	100.00%	Deerfield	97.69%	Madison	95.67%	Rumney	92.50%	Allenstown	84.62%	<i>Bean's Purchase</i>	
Jefferson	100.00%	Gilmanton	97.67%	Sharon	95.65%	Harrisville	92.40%	Greenville	84.09%	<i>Cambridge</i>	
Langdon	100.00%	Moultonborough	97.67%	Hollis	95.52%	Pittsburg	92.02%	Pittsfield	84.07%	<i>Chandler's Purchase</i>	
Lempster	100.00%	Plaistow	97.63%	Lee	95.48%	Durham	91.99%	Keene	83.67%	<i>Crawford's Purchase</i>	
Litchfield	100.00%	Stratham	97.63%	Stark	95.45%	Meredith	91.98%	Brentwood	83.55%	<i>Cutt's Grant</i>	
Loudon	100.00%	Grantham	97.58%	Lisbon	95.33%	Epping	91.95%	Clarksville	83.33%	<i>Dix's Grant</i>	
Lyndeborough	100.00%	Raymond	97.57%	Rindge	95.19%	Bow	91.70%	Northumberland	83.07%	<i>Dixville</i>	
Newbury	100.00%	Albany	97.53%	Ossipee	95.00%	Ashland	91.63%	Somersworth	82.88%	<i>Erving's Location</i>	
Newfields	100.00%	Jaffrey	97.50%	Monroe	94.85%	Hillsborough	91.62%	Newport	81.45%	<i>Green's Grant</i>	
Newton	100.00%	Dorchester	97.50%	Goffstown	94.81%	Hebron	91.11%	Plymouth	81.22%	<i>Hadley's Purchase</i>	
Northfield	100.00%	Franconia	97.50%	Bristol	94.62%	Piermont	91.07%	Manchester	81.14%	<i>Kilkenny</i>	
Northwood	100.00%	Conway	97.43%	Brookfield	94.57%	Webster	91.04%	Lincoln	80.88%	<i>Livermore</i>	
Orange	100.00%	Barnstead	97.42%	New Ipswich	94.51%	Wakefield	90.85%	Stratford	79.83%	<i>Low and Burbank's Grant</i>	
Plainfield	100.00%	Milton	97.38%	Rochester	94.50%	Portsmouth	90.83%	Keene	79.72%	<i>Martin's Location</i>	
Randolph	100.00%	Sandown	97.37%	North Hampton	94.50%	Milford	90.57%	Franklin	79.52%	<i>Millsfield</i>	
Roxbury	100.00%	Thornton	97.31%	New Castle	94.44%	Danbury	90.38%	Marlborough	79.35%	<i>Odell</i>	
Salisbury	100.00%	Canaan	97.30%	Stewartstown	94.38%	Grafton	90.24%	Laconia	78.68%	<i>Pinkham's Grant</i>	
Sanbornton	100.00%	Walpole	97.29%	Lyme	94.33%	Winchester	90.24%	Newmarket	77.56%	<i>Sargent's Purchase</i>	
South Hampton	100.00%	Bennington	97.22%	Seabrook	94.30%	Rollinsford	90.20%	Gorham	77.07%	<i>Second College Grant</i>	
Strafford	100.00%	Landaff	97.22%	Boscawen	94.22%	Littleton	89.91%	Whitefield	76.31%	<i>Success</i>	
Tamworth	100.00%	Nelson	97.22%	Wolfeboro	94.22%	Surry	89.81%			<i>Thompson and Meserves Purchase</i>	
Unity	100.00%	Sandwich	97.21%	Bath	94.19%	Enfield	89.14%			<i>Wentworth's Location</i>	
Waterville Valley	100.00%	Mont Vernon	97.16%	Warren	94.17%	Troy	89.04%				
Weare	100.00%	Hampstead	97.07%	Bethlehem	94.09%	Derry	88.94%				
Windsor	100.00%	Croydon	97.06%	Swanzey	94.07%	Antrim	88.80%				
Woodstock	100.00%	Dunbarton	97.00%	Alexandria	94.06%	Exeter	88.77%				
Chester	99.44%	Bartlett	96.95%	Marlow	94.06%	Brookline	88.75%				
Haverhill	99.38%	Francestown	96.88%	Pelham	94.02%	Sullivan	88.75%				
Warner	98.89%	Chichester	96.84%	Rye	93.95%	Chatham	88.64%				
Amherst	98.80%	Richmond	96.81%	Milan	93.91%	Claremont	88.63%				