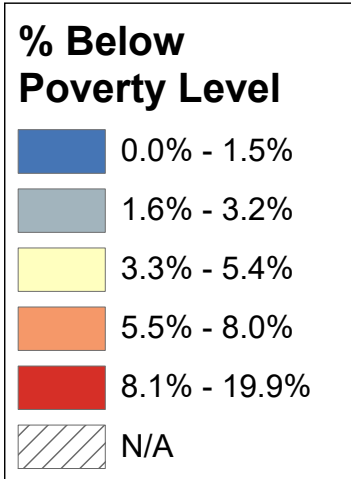
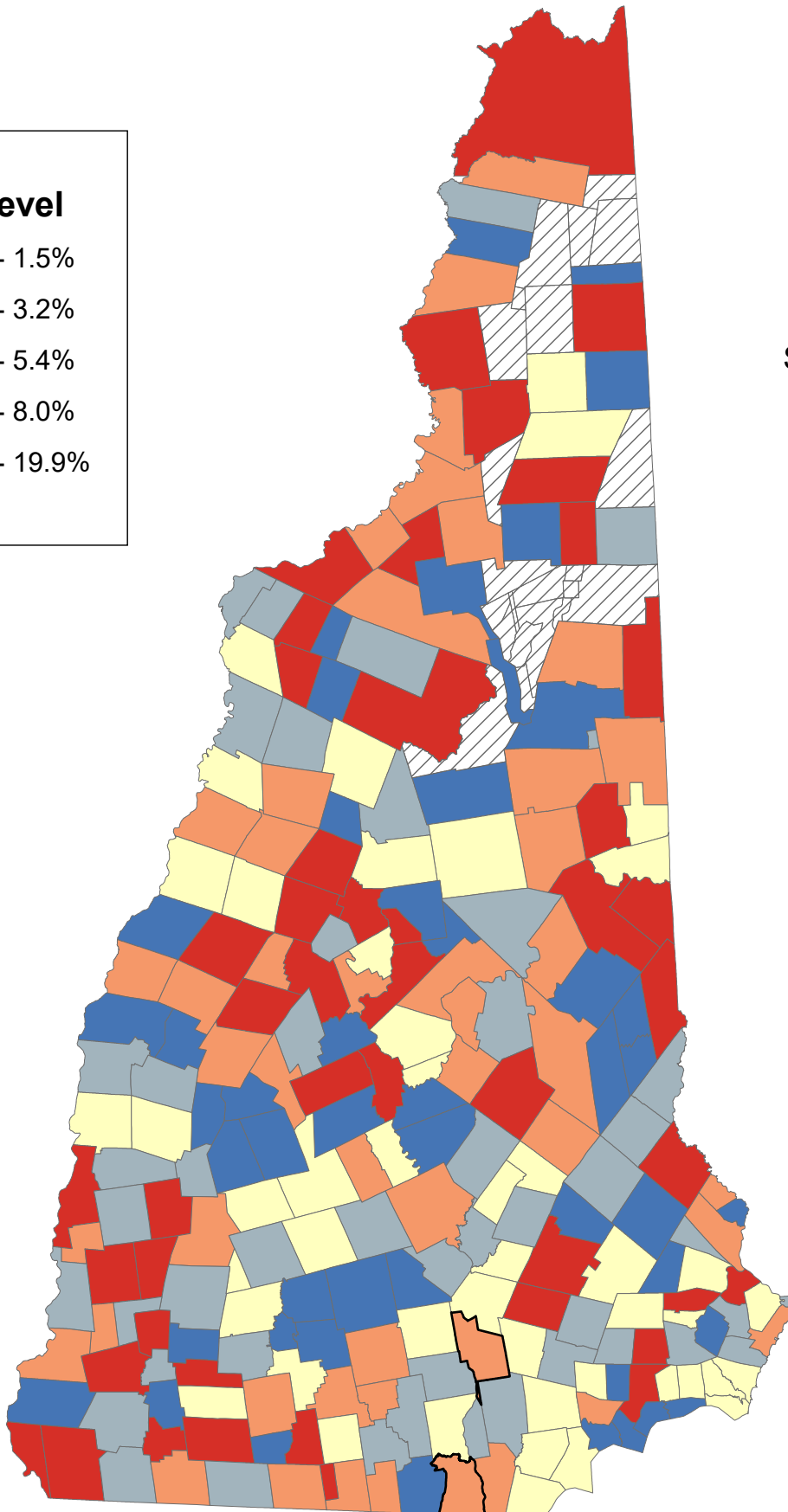


Percentage of Population Age 65+ Years with Income Below the Poverty Level Past Year

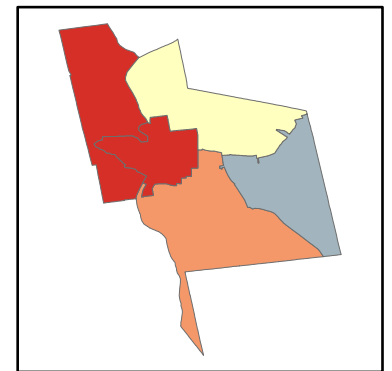


State Average: 5.4%

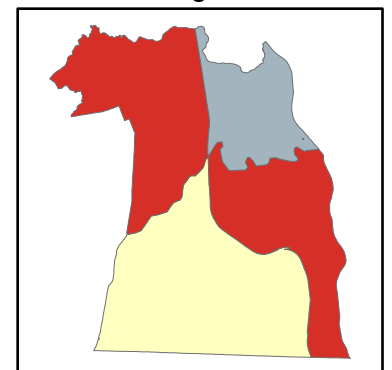
Source: ACS, 2012-2016



Manchester Neighborhoods



Nashua Neighborhoods



% 65+ with Income Below the Poverty Line Past Year

Acworth	2.95%	Dalton	6.48%	Haverhill	3.00%	Nelson	0.00%	South Hampton	1.27%	Manchester	
Albany	6.72%	Danbury	1.94%	Hebron	2.68%	New Boston	6.18%	Springfield	6.13%	Central Manchester	13.68%
Alexandria	11.11%	Danville	0.51%	Henniker	4.41%	New Castle	3.02%	Stark	8.61%	Manchester: West	10.81%
Allenstown	4.70%	Deerfield	9.20%	Hill	1.48%	New Durham	1.05%	Stewartstown	1.80%	Manchester: South	5.91%
Alstead	8.36%	Deering	0.00%	Hillsborough	2.74%	New Hampton	17.38%	Stoddard	2.37%	Manchester: North	4.75%
Alton	7.65%	Derry	4.21%	Hinsdale	12.42%	New Ipswich	7.45%	Strafford	2.15%	Manchester: East	3.00%
Amherst	2.01%	Dorchester	3.66%	Holderness	0.00%	New London	0.91%	Stratford	19.87%		
Andover	15.76%	Dover	6.35%	Hollis	0.00%	Newbury	1.05%	Stratham	0.00%	Nashua	
Antrim	3.60%	Dublin	3.66%	Hooksett	4.45%	Newfields	5.35%	Sugar Hill	1.02%	Nashua: Zip 03060	14.02%
Ashland	10.12%	Dummer	3.75%	Hopkinton	1.63%	Newington	10.34%	Sullivan	14.73%	Nashua: Zip 03062	4.52%
Atkinson	1.01%	Dunbarton	0.00%	Hudson	6.53%	Newmarket	11.68%	Sunapee	1.08%	Nashua: Zip 03063	9.07%
Auburn	4.95%	Durham	3.80%	Jackson	6.58%	Newport	4.84%	Surry	6.51%	Nashua: Zip 03064	1.95%
Barnstead	7.26%	East Kingston	4.21%	Jaffrey	14.45%	Newton	1.41%	Sutton	1.18%		
Barrington	1.30%	Easton	0.00%	Jefferson	7.10%	North Hampton	2.73%	Swanzey	2.84%		
Bartlett	0.19%	Eaton	4.26%	Keene	10.56%	Northfield	1.20%	Tamworth	6.01%		
Bath	3.75%	Effingham	14.04%	Kensington	5.17%	Northumberland	5.76%	Temple	9.62%		
Bedford	2.01%	Ellsworth	0.00%	Kingston	10.82%	Northwood	0.00%	Thornton	2.05%	Unincorporated Places	
Belmont	5.62%	Enfield	6.17%	Laconia	5.57%	Nottingham	3.45%	Tilton	4.76%	<i>Atkinson and Gilmanton Academy Grant</i>	
Bennington	1.48%	Epping	4.13%	Lancaster	5.77%	Orange	7.50%	Troy	12.21%	<i>Bean's Grant</i>	
Benton	2.27%	Epsom	2.91%	Landaff	9.35%	Orford	7.26%	Tuftonboro	6.49%	<i>Bean's Purchase</i>	
Berlin	10.37%	Errol	11.83%	Langdon	7.94%	Ossipee	9.49%	Unity	3.06%	<i>Cambridge</i>	
Bethlehem	7.80%	Exeter	3.12%	Lebanon	6.18%	Pelham	4.94%	Wakefield	8.25%	<i>Chandler's Purchase</i>	
Boscawen	3.88%	Farmington	3.15%	Lee	0.00%	Pembroke	2.86%	Walpole	3.07%	<i>Crawford's Purchase</i>	
Bow	2.65%	Fitzwilliam	5.88%	Lempster	9.14%	Peterborough	6.56%	Warner	5.21%	<i>Cutt's Grant</i>	
Bradford	4.06%	Francestown	1.19%	Lincoln	17.89%	Piermont	3.61%	Warren	5.59%	<i>Dix's Grant</i>	
Brentwood	9.80%	Franconia	2.61%	Lisbon	10.33%	Pittsburg	9.47%	Washington	6.77%	<i>Dixville</i>	
Bridgewater	5.06%	Franklin	8.00%	Litchfield	1.69%	Pittsfield	4.83%	Waterville Valley	0.00%	<i>Erving's Location</i>	
Bristol	5.47%	Freedom	4.04%	Littleton	9.07%	Plainfield	1.55%	Weare	0.00%	<i>Green's Grant</i>	
Brookfield	0.00%	Fremont	3.14%	Londonderry	2.95%	Plaisow	0.20%	Webster	7.40%	<i>Hadley's Purchase</i>	
Brookline	6.38%	Gilford	2.47%	Loudon	2.36%	Plymouth	13.36%	Wentworth	6.84%	<i>Kilkenny</i>	
Campton	4.16%	Gilmanton	9.44%	Lyman	2.22%	Portsmouth	4.33%	Westmoreland	5.51%	<i>Livermore</i>	
Canaan	13.53%	Gilsum	1.80%	Lyme	4.05%	Randolph	0.70%	Whitefield	9.79%	<i>Low and Burbank's Grant</i>	
Candia	8.90%	Goffstown	3.28%	Lyndeborough	5.52%	Raymond	2.83%	Wilmot	7.49%	<i>Martin's Location</i>	
Canterbury	1.52%	Gorham	10.04%	Madbury	1.69%	Richmond	3.09%	Wilton	4.43%	<i>Millsfield</i>	
Carroll	0.00%	Goshen	1.63%	Madison	14.08%	Rindge	2.42%	Winchester	9.31%	<i>Odell</i>	
Center Harbor	1.28%	Grafton	13.17%	Manchester	7.99%	Rochester	8.55%	Windham	4.84%	<i>Pinkham's Grant</i>	
Charlestown	9.58%	Grantham	0.00%	Marlborough	1.08%	Rollinsford	1.03%	Windsor	4.00%	<i>Sargent's Purchase</i>	
Chatham	17.81%	Greenfield	5.37%	Marlow	10.00%	Roxbury	2.78%	Wolfeboro	0.70%	<i>Second College Grant</i>	
Chester	2.02%	Greenland	2.70%	Mason	6.70%	Rumney	14.80%	Woodstock	5.00%	<i>Success</i>	
Chesterfield	0.00%	Greenville	8.64%	Meredith	6.23%	Rye	5.37%			<i>Thompson and Meserves Purchase</i>	
Chichester	3.17%	Groton	14.61%	Merrimack	3.31%	Salem	5.12%			<i>Wentworth's Location</i>	
Claremont	5.18%	Hale's Location	1.83%	Middleton	1.53%	Salisbury	0.00%				
Clarksville	7.14%	Hampstead	5.68%	Milan	5.09%	Sanbornton	3.85%				
Colebrook	1.11%	Hampton	3.34%	Milford	2.80%	Sandown	3.77%				
Columbia	7.32%	Hampton Falls	3.89%	Milton	2.98%	Sandwich	5.06%				
Concord	6.18%	Hancock	2.41%	Monroe	1.65%	Seabrook	4.75%				
Conway	6.39%	Hanover	0.00%	Mont Vernon	7.45%	Sharon	0.00%				
Cornish	2.08%	Harrisville	13.67%	Moultonborough	1.90%	Shelburne	2.88%				
Croydon	1.85%	Hart's Location	0.00%	Nashua	7.92%	Somersworth	7.69%				

% 65+ with Income Below the Poverty Line Past Year (Ranked)

Stratford	19.87%	Nashua	7.92%	Kensington	5.17%	New Castle	3.02%	Center Harbor	1.28%	Manchester	
Lincoln	17.89%	Bethlehem	7.80%	Salem	5.12%	Haverhill	3.00%	South Hampton	1.27%	Central Manchester	13.68%
Chatham	17.81%	Somersworth	7.69%	Milan	5.09%	Milton	2.98%	Northfield	1.20%	Manchester: West	10.81%
New Hampton	17.38%	Alton	7.65%	Bridgewater	5.06%	Acworth	2.95%	Fracestown	1.19%	Manchester: South	5.91%
Andover	15.76%	Orange	7.50%	Sandwich	5.06%	Londonderry	2.95%	Sutton	1.18%	Manchester: North	4.75%
Rumney	14.80%	Wilmot	7.49%	Woodstock	5.00%	Epsom	2.91%	Colebrook	1.11%	Manchester: East	3.00%
Sullivan	14.73%	New Ipswich	7.45%	Auburn	4.95%	Shelburne	2.88%	Marlborough	1.08%		
Groton	14.61%	Mont Vernon	7.45%	Pelham	4.94%	Pembroke	2.86%	Sunapee	1.08%	Nashua	
Jaffrey	14.45%	Webster	7.40%	Newport	4.84%	Swanzy	2.84%	Newbury	1.05%	Nashua: Zip 03060	14.02%
Madison	14.08%	Columbia	7.32%	Windham	4.84%	Raymond	2.83%	New Durham	1.05%	Nashua: Zip 03063	9.07%
Effingham	14.04%	Orford	7.26%	Pittsfield	4.83%	Milford	2.80%	Rollinsford	1.03%	Nashua: Zip 03062	4.52%
Harrisville	13.67%	Barnstead	7.26%	Tilton	4.76%	Roxbury	2.78%	Sugar Hill	1.02%	Nashua: Zip 03064	1.95%
Canaan	13.53%	Clarksville	7.14%	Seabrook	4.75%	Hillsborough	2.74%	Atkinson	1.01%		
Plymouth	13.36%	Jefferson	7.10%	Allentown	4.70%	North Hampton	2.73%	New London	0.91%		
Grafton	13.17%	Wentworth	6.84%	Hooksett	4.45%	Greenland	2.70%	Randolph	0.70%		
Hinsdale	12.42%	Washington	6.77%	Wilton	4.43%	Hebron	2.68%	Wolfeboro	0.70%		
Troy	12.21%	Albany	6.72%	Henniker	4.41%	Bow	2.65%	Danville	0.51%	Unincorporated Places	
Errol	11.83%	Mason	6.70%	Portsmouth	4.33%	Franconia	2.61%	Plaistow	0.20%	<i>Atkinson and Gilmanton Academy Grant</i>	
Newmarket	11.68%	Jackson	6.58%	Eaton	4.26%	Gilford	2.47%	Bartlett	0.19%	<i>Bean's Grant</i>	
Alexandria	11.11%	Peterborough	6.56%	Derry	4.21%	Rindge	2.42%	Brookfield	0.00%	<i>Bean's Purchase</i>	
Kingston	10.82%	Hudson	6.53%	East Kingston	4.21%	Hancock	2.41%	Carroll	0.00%	<i>Cambridge</i>	
Keene	10.56%	Surry	6.51%	Campton	4.16%	Stoddard	2.37%	Chesterfield	0.00%	<i>Chandler's Purchase</i>	
Berlin	10.37%	Tuftsboro	6.49%	Epping	4.13%	Loudon	2.36%	Nelson	0.00%	<i>Crawford's Purchase</i>	
Newington	10.34%	Dalton	6.48%	Bradford	4.06%	Benton	2.27%	Dunbarton	0.00%	<i>Cutt's Grant</i>	
Lisbon	10.33%	Conway	6.39%	Lyme	4.05%	Lyman	2.22%	Easton	0.00%	<i>Dix's Grant</i>	
Ashland	10.12%	Brookline	6.38%	Freedom	4.04%	Strafford	2.15%	Ellsworth	0.00%	<i>Dixville</i>	
Gorham	10.04%	Dover	6.35%	Windsor	4.00%	Cornish	2.08%	Grantham	0.00%	<i>Erving's Location</i>	
Marlow	10.00%	Meredith	6.23%	Hampton Falls	3.89%	Thornton	2.05%	Hanover	0.00%	<i>Green's Grant</i>	
Brentwood	9.80%	Concord	6.18%	Boscawen	3.88%	Chester	2.02%	Hart's Location	0.00%	<i>Hadley's Purchase</i>	
Whitefield	9.79%	Lebanon	6.18%	Sanbornton	3.85%	Amherst	2.01%	Holderness	0.00%	<i>Kilkenny</i>	
Temple	9.62%	New Boston	6.18%	Durham	3.80%	Bedford	2.01%	Hollis	0.00%	<i>Livermore</i>	
Charlestown	9.58%	Enfield	6.17%	Sandown	3.77%	Danbury	1.94%	Lee	0.00%	<i>Low and Burbank's Grant</i>	
Ossipee	9.49%	Springfield	6.13%	Bath	3.75%	Moultonborough	1.90%	Nelson	0.00%	<i>Martin's Location</i>	
Pittsburg	9.47%	Tamworth	6.01%	Dummer	3.75%	Croydon	1.85%	Northwood	0.00%	<i>Millsfield</i>	
Gilmanton	9.44%	Fitzwilliam	5.88%	Dublin	3.66%	Hale's Location	1.83%	Salisbury	0.00%	<i>Odell</i>	
Landaff	9.35%	Lancaster	5.77%	Dorchester	3.66%	Gilsum	1.80%	Sharon	0.00%	<i>Pinkham's Grant</i>	
Winchester	9.31%	Northumberland	5.76%	Piermont	3.61%	Stewartstown	1.80%	Stratham	0.00%	<i>Sargent's Purchase</i>	
Deerfield	9.20%	Hampstead	5.68%	Antrim	3.60%	Litchfield	1.69%	Waterville Valley	0.00%	<i>Second College Grant</i>	
Lempster	9.14%	Belmont	5.62%	Nottingham	3.45%	Madbury	1.69%	Weare	0.00%	<i>Success</i>	
Littleton	9.07%	Warren	5.59%	Hampton	3.34%	Monroe	1.65%			<i>Thompson and Meserves Purchase</i>	
Candia	8.90%	Laconia	5.57%	Merrimack	3.31%	Hopkinton	1.63%			<i>Wentworth's Location</i>	
Greenville	8.64%	Lyndeborough	5.52%	Goffstown	3.28%	Goshen	1.63%				
Stark	8.61%	Westmoreland	5.51%	Chichester	3.17%	Plainfield	1.55%				
Rochester	8.55%	Bristol	5.47%	Farmington	3.15%	Middleton	1.53%				
Alstead	8.36%	Rye	5.37%	Fremont	3.14%	Canterbury	1.52%				
Wakefield	8.25%	Greenfield	5.37%	Exeter	3.12%	Bennington	1.48%				
Franklin	8.00%	Newfields	5.35%	Richmond	3.09%	Hill	1.48%				
Manchester	7.99%	Warner	5.21%	Walpole	3.07%	Newton	1.41%				
Langdon	7.94%	Claremont	5.18%	Unity	3.06%	Barrington	1.30%				