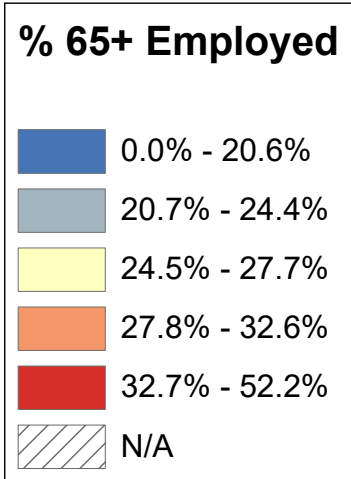
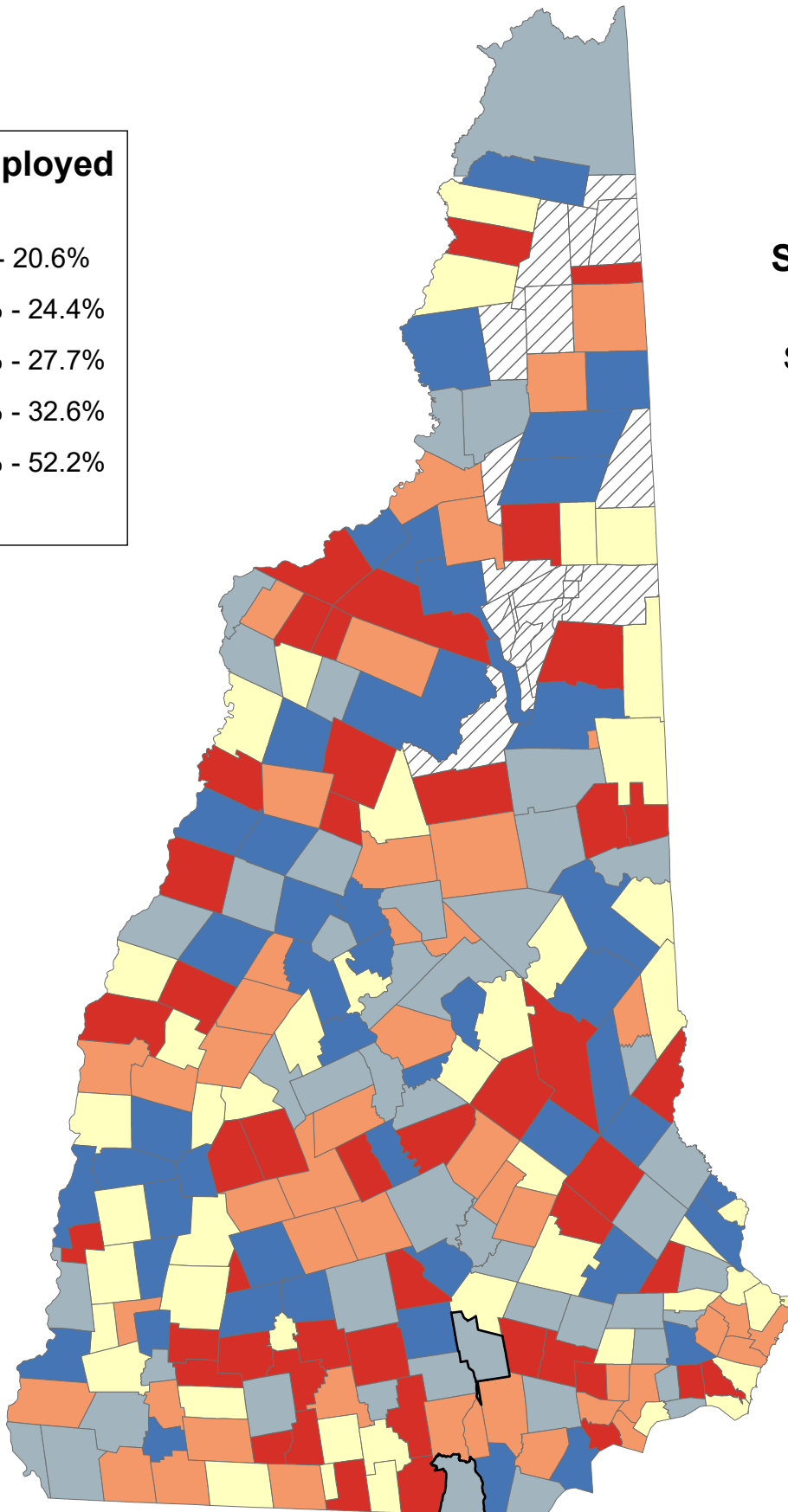


Percentage of Population Age 65+ Employed Past Year

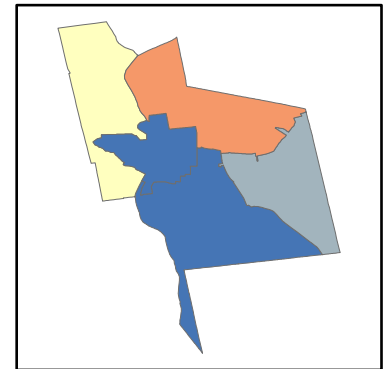


State Average: 24.8%

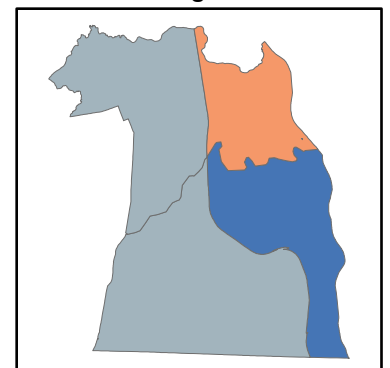
Source: ACS, 2012-2016



Manchester Neighborhoods



Nashua Neighborhoods



% 65+ Employed Past Year

Acworth	25.32%	Dalton	19.03%	Haverhill	26.82%	Nelson	38.94%	South Hampton	23.42%	Manchester	
Albany	24.37%	Danbury	24.52%	Hebron	23.66%	New Boston	34.94%	Springfield	28.30%	Central Manchester	18.46%
Alexandria	15.08%	Danville	28.79%	Henniker	30.04%	New Castle	26.37%	Stark	22.52%	Manchester: West	26.21%
Allenstown	21.25%	Deerfield	27.39%	Hill	19.70%	New Durham	18.64%	Stewartstown	25.75%	Manchester: South	19.13%
Alstead	24.79%	Deering	20.52%	Hillsborough	19.33%	New Hampton	21.66%	Stoddard	27.27%	Manchester: North	30.62%
Alton	39.09%	Derry	24.07%	Hinsdale	23.58%	New Ipswich	31.09%	Strafford	34.44%	Manchester: East	21.11%
Amherst	34.63%	Dorchester	23.17%	Holderness	24.38%	New London	25.33%	Stratford	10.26%		
Andover	22.37%	Dover	20.03%	Hollis	36.62%	Newbury	34.24%	Stratham	29.79%	Nashua	
Antrim	12.81%	Dublin	27.47%	Hooksett	25.04%	Newfields	22.99%	Sugar Hill	36.73%	Nashua: Zip 03060	18.60%
Ashland	30.86%	Dummer	28.75%	Hopkinton	30.77%	Newington	27.59%	Sullivan	19.38%	Nashua: Zip 03062	22.96%
Atkinson	36.22%	Dunbarton	32.74%	Hudson	20.60%	Newmarket	27.27%	Sunapee	27.57%	Nashua: Zip 03063	22.12%
Auburn	39.27%	Durham	23.53%	Jackson	37.62%	Newport	20.51%	Surry	24.85%	Nashua: Zip 03064	30.06%
Barnstead	12.21%	East Kingston	21.53%	Jaffrey	29.48%	Newton	26.81%	Sutton	34.83%		
Barrington	20.65%	Easton	23.08%	Jefferson	27.87%	North Hampton	30.71%	Swanzey	21.36%		
Bartlett	14.53%	Eaton	32.98%	Keene	25.47%	Northfield	21.48%	Tamworth	22.26%		
Bath	20.83%	Effingham	27.40%	Kensington	42.86%	Northumberland	21.95%	Temple	39.74%		
Bedford	23.22%	Ellsworth	37.84%	Kingston	28.56%	Northwood	33.70%	Thornton	24.77%	Unincorporated Places	
Belmont	26.27%	Enfield	34.11%	Laconia	18.12%	Nottingham	20.15%	Tilton	15.19%	<i>Atkinson and Gilmanton Academy Grant</i>	
Bennington	27.09%	Epping	22.10%	Lancaster	28.98%	Orange	28.75%	Troy	19.77%	<i>Bean's Grant</i>	
Benton	7.95%	Epsum	28.36%	Landaff	27.10%	Orford	20.09%	Tuftonboro	25.49%	<i>Bean's Purchase</i>	
Berlin	14.09%	Errol	30.11%	Langdon	33.33%	Ossipee	9.96%	Unity	15.00%	<i>Cambridge</i>	
Bethlehem	37.33%	Exeter	20.21%	Lebanon	26.20%	Pelham	21.88%	Wakefield	27.43%	<i>Chandler's Purchase</i>	
Boscawen	14.77%	Farmington	15.77%	Lee	42.81%	Pembroke	21.00%	Walpole	22.95%	<i>Crawford's Purchase</i>	
Bow	19.52%	Fitzwilliam	27.83%	Lempster	17.71%	Peterborough	22.70%	Warner	31.06%	<i>Cutt's Grant</i>	
Bradford	29.57%	Francestown	35.57%	Lincoln	18.42%	Piermont	41.75%	Warren	30.43%	<i>Dix's Grant</i>	
Brentwood	23.23%	Franconia	28.12%	Lisbon	34.71%	Pittsburg	21.97%	Washington	25.50%	<i>Dixville</i>	
Bridgewater	18.04%	Franklin	24.24%	Litchfield	32.43%	Pittsfield	25.48%	Waterville Valley	33.33%	<i>Erving's Location</i>	
Bristol	27.69%	Freedom	20.75%	Littleton	34.78%	Plainfield	34.88%	Weare	22.47%	<i>Green's Grant</i>	
Brookfield	31.25%	Fremont	25.68%	Londonderry	31.44%	Plaisow	32.64%	Webster	32.80%	<i>Hadley's Purchase</i>	
Brookline	26.60%	Gilford	26.83%	Loudon	29.52%	Plymouth	11.54%	Wentworth	17.09%	<i>Kilkenny</i>	
Campton	28.60%	Gilmanton	39.34%	Lyman	28.15%	Portsmouth	25.27%	Westmoreland	18.37%	<i>Livermore</i>	
Canaan	17.00%	Gilsum	30.63%	Lyme	35.19%	Randolph	33.57%	Whitefield	14.81%	<i>Low and Burbank's Grant</i>	
Candia	24.22%	Goffstown	19.93%	Lyndeborough	28.22%	Raymond	22.29%	Wilmot	23.63%	<i>Martin's Location</i>	
Canterbury	45.18%	Gorham	25.73%	Madbury	27.53%	Richmond	29.63%	Wilton	26.60%	<i>Millsfield</i>	
Carroll	20.38%	Goshen	11.38%	Madison	32.65%	Rindge	26.65%	Winchester	23.78%	<i>Odell</i>	
Center Harbor	28.51%	Grafton	29.76%	Manchester	22.66%	Rochester	21.47%	Windham	30.81%	<i>Pinkham's Grant</i>	
Charlestown	16.95%	Grantham	26.12%	Marlborough	32.25%	Rollinsford	24.81%	Windsor	52.00%	<i>Sargent's Purchase</i>	
Chatham	24.66%	Greenfield	39.60%	Marlow	12.00%	Roxbury	22.22%	Wolfeboro	20.20%	<i>Second College Grant</i>	
Chester	34.79%	Greenland	29.97%	Mason	33.97%	Rumney	23.47%	Woodstock	34.29%	<i>Success</i>	
Chesterfield	28.98%	Greenville	25.62%	Meredith	21.62%	Rye	29.67%			<i>Thompson and Meserves Purchase</i>	
Chichester	29.55%	Groton	12.36%	Merrimack	27.76%	Salem	20.39%			<i>Wentworth's Location</i>	
Claremont	27.16%	Hale's Location	29.36%	Middleton	21.43%	Salisbury	30.48%				
Clarksville	12.86%	Hampstead	30.29%	Milan	14.81%	Sanbornton	30.00%				
Colebrook	40.98%	Hampton	26.74%	Milford	25.56%	Sandown	39.86%				
Columbia	25.00%	Hampton Falls	52.22%	Milton	33.27%	Sandwich	28.10%				
Concord	20.60%	Hancock	50.44%	Monroe	21.43%	Seabrook	24.87%				
Conway	26.38%	Hanover	20.75%	Mont Vernon	23.29%	Sharon	33.64%				
Cornish	32.18%	Harrisville	39.93%	Moultonborough	22.98%	Shelburne	26.92%				
Croydon	30.56%	Hart's Location	0.00%	Nashua	22.43%	Somersworth	19.18%				

% 65+ Employed Past Year (Ranked)

Hampton Falls	52.22%	Cornish	32.18%	Wakefield	27.43%	Wilmot	23.63%	Orford	20.09%	Manchester	
Windsor	52.00%	Londonderry	31.44%	Effingham	27.40%	Hinsdale	23.58%	Dover	20.03%	Manchester: North	30.62%
Hancock	50.44%	Brookfield	31.25%	Deerfield	27.39%	Durham	23.53%	Goffstown	19.93%	Manchester: West	26.21%
Canterbury	45.18%	New Ipswich	31.09%	Newmarket	27.27%	Rumney	23.47%	Troy	19.77%	Manchester: East	21.11%
Kensington	42.86%	Warner	31.06%	Stoddard	27.27%	South Hampton	23.42%	Hill	19.70%	Manchester: South	19.13%
Lee	42.81%	Ashland	30.86%	Claremont	27.16%	Mont Vernon	23.29%	Bow	19.52%	Central Manchester	18.46%
Piermont	41.75%	Windham	30.81%	Landaff	27.10%	Brentwood	23.23%	Sullivan	19.38%		
Colebrook	40.98%	Hopkinton	30.77%	Bennington	27.09%	Bedford	23.22%	Hillsborough	19.33%	Nashua	
Harrisville	39.93%	North Hampton	30.71%	Shelburne	26.92%	Dorchester	23.17%	Somersworth	19.18%	Nashua: Zip 03064	30.06%
Sandown	39.86%	Gilsum	30.63%	Gilford	26.83%	Easton	23.08%	Dalton	19.03%	Nashua: Zip 03062	22.96%
Temple	39.74%	Croydon	30.56%	Haverhill	26.82%	Newfields	22.99%	New Durham	18.64%	Nashua: Zip 03063	22.12%
Greenfield	39.60%	Salisbury	30.48%	Newton	26.81%	Moultonborough	22.98%	Lincoln	18.42%	Nashua: Zip 03060	18.60%
Gilmanton	39.34%	Warren	30.43%	Hampton	26.74%	Walpole	22.95%	Westmoreland	18.37%		
Auburn	39.27%	Hampstead	30.29%	Rindge	26.65%	Peterborough	22.70%	Laconia	18.12%		
Alton	39.09%	Errol	30.11%	Wilton	26.60%	Manchester	22.66%	Bridgewater	18.04%		
Nelson	38.94%	Henniker	30.04%	Brookline	26.60%	Stark	22.52%	Lempster	17.71%		
Ellsworth	37.84%	Sanbornton	30.00%	Conway	26.38%	Weare	22.47%	Wentworth	17.09%	Unincorporated Places	
Jackson	37.62%	Greenland	29.97%	New Castle	26.37%	Nashua	22.43%	Canaan	17.00%	<i>Atkinson and Gilmanton Academy Grant</i>	
Bethlehem	37.33%	Stratham	29.79%	Belmont	26.27%	Andover	22.37%	Charlestown	16.95%	<i>Bean's Grant</i>	
Sugar Hill	36.73%	Grafton	29.76%	Lebanon	26.20%	Raymond	22.29%	Farmington	15.77%	<i>Bean's Purchase</i>	
Hollis	36.62%	Rye	29.67%	Grantham	26.12%	Tamworth	22.26%	Tilton	15.19%	<i>Cambridge</i>	
Atkinson	36.22%	Richmond	29.63%	Stewartstown	25.75%	Roxbury	22.22%	Alexandria	15.08%	<i>Chandler's Purchase</i>	
Francestown	35.57%	Bradford	29.57%	Gorham	25.73%	Epping	22.10%	Marlow	15.00%	<i>Crawford's Purchase</i>	
Lyme	35.19%	Chichester	29.55%	Fremont	25.68%	Pittsburg	21.97%	Milan	14.81%	<i>Cutt's Grant</i>	
New Boston	34.94%	Loudon	29.52%	Greenville	25.62%	Northumberland	21.95%	Whitefield	14.81%	<i>Dix's Grant</i>	
Plainfield	34.88%	Jaffrey	29.48%	Milford	25.56%	Pelham	21.88%	Boscawen	14.77%	<i>Dixville</i>	
Sutton	34.83%	Hale's Location	29.36%	Washington	25.50%	New Hampton	21.66%	Bartlett	14.53%	<i>Erving's Location</i>	
Chester	34.79%	Lancaster	28.98%	Tuftonboro	25.49%	Meredith	21.62%	Berlin	14.09%	<i>Green's Grant</i>	
Littleton	34.78%	Chesterfield	28.98%	Pittsfield	25.48%	East Kingston	21.53%	Clarksville	12.86%	<i>Hadley's Purchase</i>	
Lisbon	34.71%	Danville	28.79%	Keene	25.47%	Northfield	21.48%	Antrim	12.81%	<i>Kilkenny</i>	
Amherst	34.63%	Dummer	28.75%	New London	25.33%	Rochester	21.47%	Groton	12.36%	<i>Livermore</i>	
Strafford	34.44%	Orange	28.75%	Acworth	25.32%	Middleton	21.43%	Barnstead	12.21%	<i>Low and Burbank's Grant</i>	
Woodstock	34.29%	Campton	28.60%	Portsmouth	25.27%	Monroe	21.43%	Marlow	12.00%	<i>Martin's Location</i>	
Newbury	34.24%	Kingston	28.56%	Hooksett	25.04%	Swanzy	21.36%	Plymouth	11.54%	<i>Millsfield</i>	
Enfield	34.11%	Center Harbor	28.51%	Columbia	25.00%	Allenstown	21.25%	Goshen	11.38%	<i>Odell</i>	
Mason	33.97%	Epsom	28.36%	Seabrook	24.87%	Pembroke	21.00%	Stratford	10.26%	<i>Pinkham's Grant</i>	
Northwood	33.70%	Springfield	28.30%	Surry	24.85%	Bath	20.83%	Ossipee	9.96%	<i>Sargent's Purchase</i>	
Sharon	33.64%	Lyndeborough	28.22%	Rollinsford	24.81%	Freedom	20.75%	Benton	7.95%	<i>Second College Grant</i>	
Randolph	33.57%	Lyman	28.15%	Alstead	24.79%	Hanover	20.75%	Hart's Location	0.00%	<i>Success</i>	
Langdon	33.33%	Franconia	28.12%	Thornton	24.77%	Barrington	20.65%			<i>Thompson and Meserves Purchase</i>	
Waterville Valley	33.33%	Sandwich	28.10%	Chatham	24.66%	Concord	20.60%			<i>Wentworth's Location</i>	
Milton	33.27%	Jefferson	27.87%	Danbury	24.52%	Hudson	20.60%				
Eaton	32.98%	Fitzwilliam	27.83%	Holderness	24.38%	Deering	20.52%				
Webster	32.80%	Merrimack	27.76%	Albany	24.37%	Newport	20.51%				
Dunbarton	32.74%	Bristol	27.69%	Franklin	24.24%	Salem	20.39%				
Madison	32.65%	Newington	27.59%	Candia	24.22%	Carroll	20.38%				
Plaistow	32.64%	Sunapee	27.57%	Derry	24.07%	Exeter	20.21%				
Litchfield	32.43%	Madbury	27.53%	Winchester	23.78%	Wolfeboro	20.20%				
Marlborough	32.25%	Dublin	27.47%	Hebron	23.66%	Nottingham	20.15%				