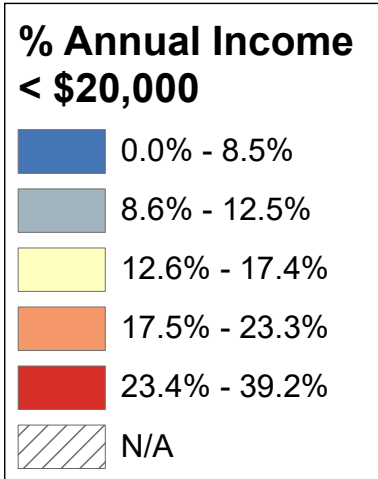
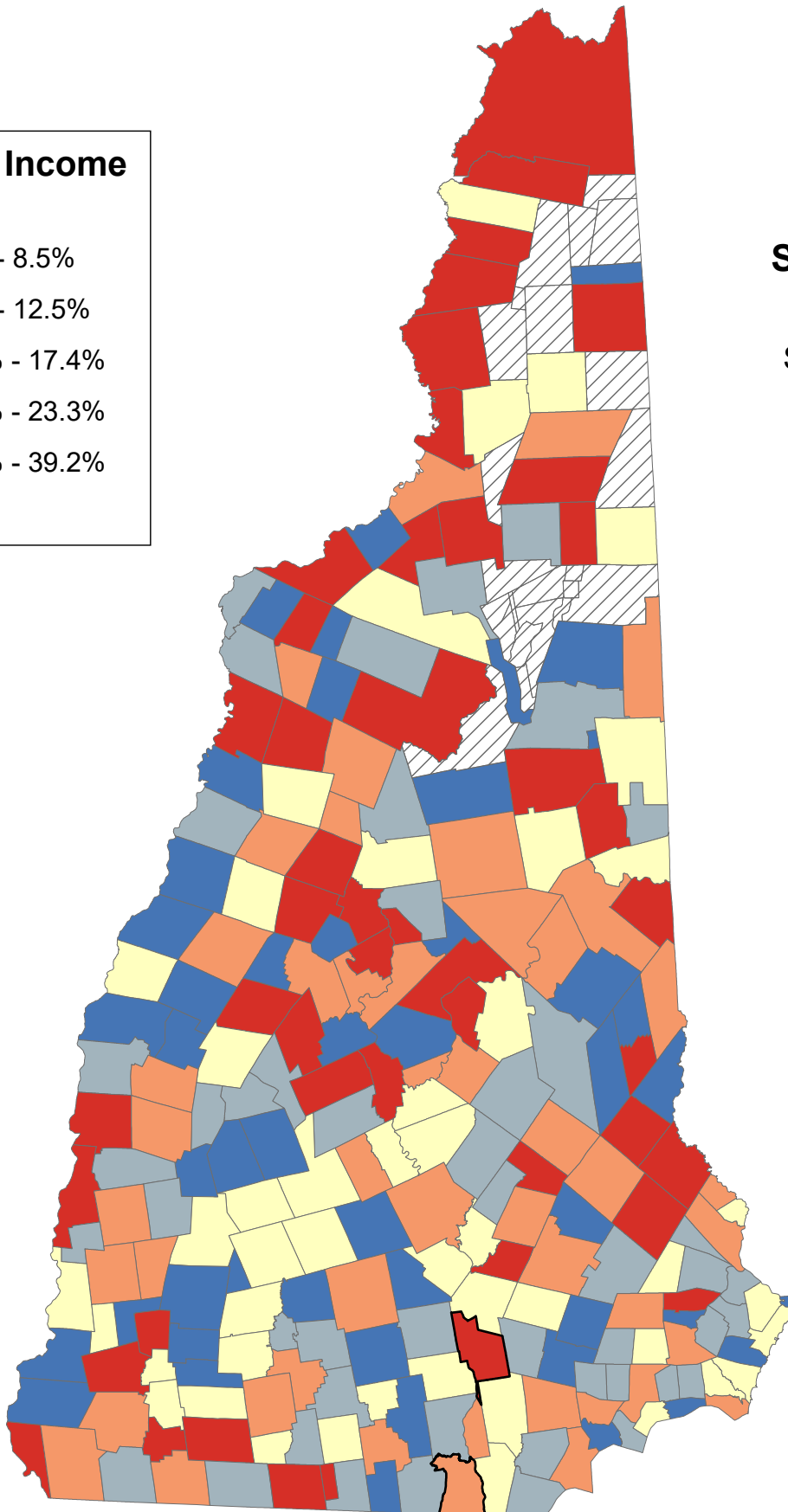


Percentage of Households with a Householder Age 65+ with Annual Income Less than \$20,000

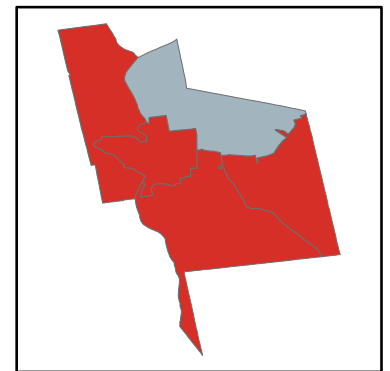


State Average: 18.2%

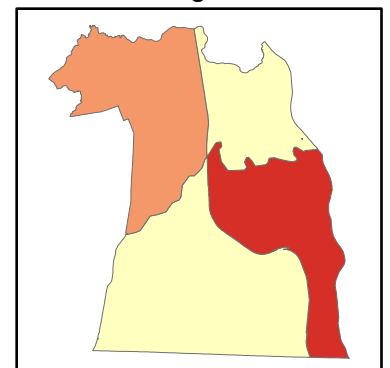
Source: ACS, 2012-2016



Manchester Neighborhoods



Nashua Neighborhoods



% Households with Annual Income < \$20,000

| | | | | | | | | | | | |
|---------------|--------|-----------------|--------|----------------|--------|----------------|--------|-------------------|--------|---|--------|
| Acworth | 20.00% | Dalton | 7.58% | Haverhill | 23.55% | Nelson | 2.78% | South Hampton | 7.95% | Manchester | |
| Albany | 24.69% | Danbury | 33.65% | Hebron | 2.96% | New Boston | 5.93% | Springfield | 13.22% | Central Manchester | 39.19% |
| Alexandria | 19.31% | Danville | 12.02% | Henniker | 17.35% | New Castle | 2.31% | Stark | 17.05% | Manchester: West | 28.84% |
| Allenstown | 23.59% | Deerfield | 18.48% | Hill | 2.50% | New Durham | 8.40% | Stewartstown | 15.63% | Manchester: South | 26.92% |
| Alstead | 19.27% | Deering | 7.59% | Hillsborough | 15.97% | New Hampton | 23.28% | Stoddard | 3.85% | Manchester: North | 11.06% |
| Alton | 11.16% | Derry | 17.66% | Hinsdale | 36.34% | New Ipswich | 27.13% | Strafford | 18.06% | Manchester: East | 27.59% |
| Amherst | 2.84% | Dorchester | 15.00% | Holderness | 9.63% | New London | 11.20% | Stratford | 35.29% | | |
| Andover | 26.02% | Dover | 19.57% | Hollis | 9.48% | Newbury | 5.73% | Stratham | 12.18% | Nashua | |
| Antrim | 16.99% | Dublin | 17.09% | Hooksett | 16.67% | Newfields | 8.42% | Sugar Hill | 6.06% | Nashua: Zip 03060 | 29.96% |
| Ashland | 36.50% | Dummer | 14.58% | Hopkinton | 6.61% | Newington | 11.46% | Sullivan | 33.75% | Nashua: Zip 03062 | 14.93% |
| Atkinson | 8.49% | Dunbarton | 0.00% | Hudson | 14.65% | Newmarket | 24.93% | Sunapee | 12.20% | Nashua: Zip 03063 | 19.46% |
| Auburn | 10.37% | Durham | 8.79% | Jackson | 4.86% | Newport | 19.78% | Surry | 16.67% | Nashua: Zip 03064 | 12.57% |
| Barnstead | 18.62% | East Kingston | 11.70% | Jaffrey | 30.11% | Newton | 15.41% | Sutton | 1.69% | | |
| Barrington | 24.81% | Easton | 7.55% | Jefferson | 28.23% | North Hampton | 7.50% | Swanzey | 20.98% | | |
| Bartlett | 8.65% | Eaton | 12.12% | Keene | 26.83% | Northfield | 12.85% | Tamworth | 12.87% | | |
| Bath | 11.61% | Effingham | 24.63% | Kensington | 9.49% | Northumberland | 35.11% | Temple | 10.00% | | |
| Bedford | 17.33% | Ellsworth | 22.73% | Kingston | 20.75% | Northwood | 7.14% | Thornton | 8.96% | Unincorporated Places | |
| Belmont | 20.48% | Enfield | 5.53% | Laconia | 23.75% | Nottingham | 10.28% | Tilton | 23.05% | <i>Atkinson and Gilmanton Academy Grant</i> | |
| Bennington | 11.11% | Epping | 19.33% | Lancaster | 20.74% | Orange | 4.17% | Troy | 32.46% | <i>Bean's Grant</i> | |
| Benton | 26.09% | Epsom | 20.20% | Landaff | 20.83% | Orford | 10.69% | Tuftonboro | 19.53% | <i>Bean's Purchase</i> | |
| Berlin | 33.94% | Errol | 26.79% | Langdon | 10.61% | Ossipee | 19.64% | Unity | 11.81% | <i>Cambridge</i> | |
| Bethlehem | 13.79% | Exeter | 19.29% | Lebanon | 16.57% | Pelham | 10.43% | Wakefield | 19.87% | <i>Chandler's Purchase</i> | |
| Boscawen | 16.61% | Farmington | 29.69% | Lee | 15.25% | Pembroke | 13.70% | Walpole | 14.90% | <i>Crawford's Purchase</i> | |
| Bow | 15.15% | Fitzwilliam | 22.12% | Lempster | 12.50% | Peterborough | 19.48% | Warner | 14.76% | <i>Cutt's Grant</i> | |
| Bradford | 15.08% | Francestown | 8.75% | Lincoln | 32.35% | Piermont | 7.14% | Warren | 16.50% | <i>Dix's Grant</i> | |
| Brentwood | 16.12% | Franconia | 8.75% | Lisbon | 23.33% | Pittsburg | 28.83% | Washington | 14.86% | <i>Dixville</i> | |
| Bridgewater | 26.80% | Franklin | 28.06% | Litchfield | 19.73% | Pittsfield | 25.08% | Waterville Valley | 2.38% | <i>Erving's Location</i> | |
| Bristol | 17.85% | Freedom | 17.09% | Littleton | 26.32% | Plainfield | 1.08% | Weare | 21.61% | <i>Green's Grant</i> | |
| Brookfield | 1.09% | Fremont | 12.12% | Londonderry | 13.31% | Plaistow | 11.68% | Webster | 21.23% | <i>Hadley's Purchase</i> | |
| Brookline | 7.08% | Gilford | 16.09% | Loudon | 9.88% | Plymouth | 37.55% | Wentworth | 19.57% | <i>Kilkenny</i> | |
| Campton | 12.87% | Gilmanton | 11.42% | Lyman | 6.32% | Portsmouth | 15.87% | Westmoreland | 6.38% | <i>Livermore</i> | |
| Canaan | 20.00% | Gilsum | 3.28% | Lyme | 6.88% | Randolph | 9.30% | Whitefield | 27.87% | <i>Low and Burbank's Grant</i> | |
| Candia | 13.72% | Goffstown | 11.59% | Lyndeborough | 10.47% | Raymond | 6.01% | Wilmot | 9.62% | <i>Martin's Location</i> | |
| Canterbury | 16.52% | Gorham | 37.87% | Madbury | 8.65% | Richmond | 11.70% | Wilton | 16.53% | <i>Millsfield</i> | |
| Carroll | 12.00% | Goshen | 0.00% | Madison | 30.00% | Rindge | 11.44% | Winchester | 22.86% | <i>Odell</i> | |
| Center Harbor | 8.05% | Grafton | 26.02% | Manchester | 27.06% | Rochester | 29.02% | Windham | 9.31% | <i>Pinkham's Grant</i> | |
| Charlestown | 38.28% | Grantham | 3.11% | Marlborough | 14.98% | Rollinsford | 12.55% | Windsor | 2.86% | <i>Sargent's Purchase</i> | |
| Chatham | 22.73% | Greenfield | 22.73% | Marlow | 21.78% | Roxbury | 17.39% | Wolfboro | 2.03% | <i>Second College Grant</i> | |
| Chester | 3.95% | Greenland | 10.85% | Mason | 9.40% | Rumney | 26.88% | Woodstock | 18.99% | <i>Success</i> | |
| Chesterfield | 5.64% | Greenville | 29.09% | Meredith | 24.58% | Rye | 13.91% | | | <i>Thompson and Meserves Purchase</i> | |
| Chichester | 9.88% | Groton | 34.55% | Merrimack | 12.01% | Salem | 20.92% | | | <i>Wentworth's Location</i> | |
| Claremont | 24.61% | Hale's Location | 3.28% | Middleton | 26.36% | Salisbury | 8.70% | | | | |
| Clarksville | 26.19% | Hampstead | 20.17% | Milan | 20.87% | Sanbornton | 7.59% | | | | |
| Colebrook | 26.94% | Hampton | 14.29% | Milford | 18.63% | Sandown | 12.28% | | | | |
| Columbia | 37.61% | Hampton Falls | 12.62% | Milton | 7.12% | Sandwich | 18.33% | | | | |
| Concord | 18.64% | Hancock | 17.06% | Monroe | 12.37% | Seabrook | 19.12% | | | | |
| Conway | 14.87% | Hanover | 0.00% | Mont Vernon | 14.89% | Sharon | 13.04% | | | | |
| Cornish | 12.38% | Harrisville | 6.43% | Moultonborough | 18.97% | Shelburne | 13.24% | | | | |
| Croydon | 20.59% | Hart's Location | 0.00% | Nashua | 20.40% | Somersworth | 19.50% | | | | |

% Households with Annual Income < \$20,000 (Ranked)

| | | | | | | | | | | | |
|----------------|--------|----------------|--------|---------------|--------|---------------|--------|-------------------|-------|---|--------|
| Charlestown | 38.28% | Winchester | 22.86% | Dublin | 17.09% | Eaton | 12.12% | Easton | 7.55% | Manchester | |
| Gorham | 37.87% | Chatham | 22.73% | Hancock | 17.06% | Fremont | 12.12% | North Hampton | 7.50% | Central Manchester | 39.19% |
| Columbia | 37.61% | Ellsworth | 22.73% | Stark | 17.05% | Danville | 12.02% | Northwood | 7.14% | Manchester: West | 28.84% |
| Plymouth | 37.55% | Greenfield | 22.73% | Antrim | 16.99% | Merrimack | 12.01% | Piermont | 7.14% | Manchester: East | 27.59% |
| Ashland | 36.50% | Fitzwilliam | 22.12% | Hooksett | 16.67% | Carroll | 12.00% | Milton | 7.12% | Manchester: South | 26.92% |
| Hinsdale | 36.34% | Marlow | 21.78% | Surry | 16.67% | Unity | 11.81% | Brookline | 7.08% | Manchester: North | 11.06% |
| Stratford | 35.29% | Weare | 21.61% | Boscawen | 16.61% | Richmond | 11.70% | Lyme | 6.88% | | |
| Northumberland | 35.11% | Webster | 21.23% | Lebanon | 16.57% | East Kingston | 11.70% | Hopkinton | 6.61% | Nashua | |
| Groton | 34.55% | Swanzy | 20.98% | Wilton | 16.53% | Plaistow | 11.68% | Harrisville | 6.43% | Nashua: Zip 03060 | 29.96% |
| Berlin | 33.94% | Salem | 20.92% | Canterbury | 16.52% | Bath | 11.61% | Westmoreland | 6.38% | Nashua: Zip 03063 | 19.46% |
| Sullivan | 33.75% | Milan | 20.87% | Warren | 16.50% | Goffstown | 11.59% | Lyman | 6.32% | Nashua: Zip 03062 | 14.93% |
| Danbury | 33.65% | Landaff | 20.83% | Brentwood | 16.12% | Newington | 11.46% | Sugar Hill | 6.06% | Nashua: Zip 03064 | 12.57% |
| Troy | 32.46% | Kingston | 20.75% | Gilford | 16.09% | Rindge | 11.44% | Raymond | 6.01% | | |
| Lincoln | 32.35% | Lancaster | 20.74% | Hillsborough | 15.97% | Gilmanton | 11.42% | New Boston | 5.93% | | |
| Jaffrey | 30.11% | Croydon | 20.59% | Portsmouth | 15.87% | New London | 11.20% | Newbury | 5.73% | | |
| Madison | 30.00% | Belmont | 20.48% | Stewartstown | 15.63% | Alton | 11.16% | Chesterfield | 5.64% | | |
| Farmington | 29.69% | Nashua | 20.40% | Newton | 15.41% | Bennington | 11.11% | Enfield | 5.53% | Unincorporated Places | |
| Greenville | 29.09% | Epsom | 20.20% | Lee | 15.25% | Greenland | 10.85% | Jackson | 4.86% | <i>Atkinson and Gilmanton Academy Grant</i> | |
| Rochester | 29.02% | Hampstead | 20.17% | Bow | 15.15% | Orford | 10.69% | Orange | 4.17% | <i>Bean's Grant</i> | |
| Pittsburg | 28.83% | Acworth | 20.00% | Bradford | 15.08% | Langdon | 10.61% | Chester | 3.95% | <i>Bean's Purchase</i> | |
| Jefferson | 28.23% | Canaan | 20.00% | Dorchester | 15.00% | Lyndeborough | 10.47% | Stoddard | 3.85% | <i>Cambridge</i> | |
| Franklin | 28.06% | Wakefield | 19.87% | Marlborough | 14.98% | Pelham | 10.43% | Gilsum | 3.28% | <i>Chandler's Purchase</i> | |
| Whitefield | 27.87% | Newport | 19.78% | Walpole | 14.90% | Auburn | 10.37% | Sutton | 3.28% | <i>Crawford's Purchase</i> | |
| New Ipswich | 27.13% | Litchfield | 19.73% | Mont Vernon | 14.89% | Nottingham | 10.28% | Grantham | 3.11% | <i>Cutt's Grant</i> | |
| Manchester | 27.06% | Ossipee | 19.64% | Conway | 14.87% | Temple | 10.00% | Hebron | 2.96% | <i>Dix's Grant</i> | |
| Colebrook | 26.94% | Dover | 19.57% | Washington | 14.86% | Loudon | 9.88% | Windsor | 2.86% | <i>Dixville</i> | |
| Rumney | 26.88% | Wentworth | 19.57% | Warner | 14.76% | Chichester | 9.88% | Amherst | 2.84% | <i>Erving's Location</i> | |
| Keene | 26.83% | Tuftonboro | 19.53% | Hudson | 14.65% | Holderness | 9.63% | Nelson | 2.78% | <i>Green's Grant</i> | |
| Bridgewater | 26.80% | Somersworth | 19.50% | Dummer | 14.58% | Wilmot | 9.62% | Hill | 2.50% | <i>Hadley's Purchase</i> | |
| Errol | 26.79% | Peterborough | 19.48% | Hampton | 14.29% | Kensington | 9.49% | Waterville Valley | 2.38% | <i>Kilkenny</i> | |
| Middleton | 26.36% | Epping | 19.33% | Rye | 13.91% | Hollis | 9.48% | New Castle | 2.31% | <i>Livermore</i> | |
| Littleton | 26.32% | Alexandria | 19.31% | Bethlehem | 13.79% | Mason | 9.40% | Wolfeboro | 2.03% | <i>Low and Burbank's Grant</i> | |
| Clarksville | 26.19% | Exeter | 19.29% | Candia | 13.72% | Windham | 9.31% | Sutton | 1.69% | <i>Martin's Location</i> | |
| Benton | 26.09% | Alstead | 19.27% | Pembroke | 13.70% | Randolph | 9.30% | Brookfield | 1.09% | <i>Millsfield</i> | |
| Andover | 26.02% | Seabrook | 19.12% | Londonderry | 13.31% | Thornton | 8.96% | Plainfield | 1.08% | <i>Odell</i> | |
| Grafton | 26.02% | Woodstock | 18.99% | Shelburne | 13.24% | Durham | 8.79% | Dunbarton | 0.00% | <i>Pinkham's Grant</i> | |
| Pittsfield | 25.08% | Moultonborough | 18.97% | Springfield | 13.22% | Francestown | 8.75% | Goshen | 0.00% | <i>Sargent's Purchase</i> | |
| Newmarket | 24.93% | Concord | 18.64% | Sharon | 13.04% | Franconia | 8.75% | Hanover | 0.00% | <i>Second College Grant</i> | |
| Barrington | 24.81% | Milford | 18.63% | Campton | 12.87% | Salisbury | 8.70% | Hart's Location | 0.00% | <i>Success</i> | |
| Albany | 24.69% | Barnstead | 18.62% | Tamworth | 12.87% | Madbury | 8.65% | | | <i>Thompson and Meserves Purchase</i> | |
| Effingham | 24.63% | Deerfield | 18.48% | Northfield | 12.85% | Bartlett | 8.65% | | | <i>Wentworth's Location</i> | |
| Claremont | 24.61% | Sandwich | 18.33% | Hampton Falls | 12.62% | Atkinson | 8.49% | | | | |
| Meredith | 24.58% | Strafford | 18.06% | Rollinsford | 12.55% | Newfields | 8.42% | | | | |
| Laconia | 23.75% | Bristol | 17.85% | Lempster | 12.50% | New Durham | 8.40% | | | | |
| Allenstown | 23.59% | Derry | 17.66% | Cornish | 12.38% | Center Harbor | 8.05% | | | | |
| Haverhill | 23.55% | Roxbury | 17.39% | Monroe | 12.37% | South Hampton | 7.95% | | | | |
| Lisbon | 23.33% | Henniker | 17.35% | Sandown | 12.28% | Deering | 7.59% | | | | |
| New Hampton | 23.28% | Bedford | 17.33% | Sunapee | 12.20% | Sanbornton | 7.59% | | | | |
| Tilton | 23.05% | Freedom | 17.09% | Stratham | 12.18% | Dalton | 7.58% | | | | |