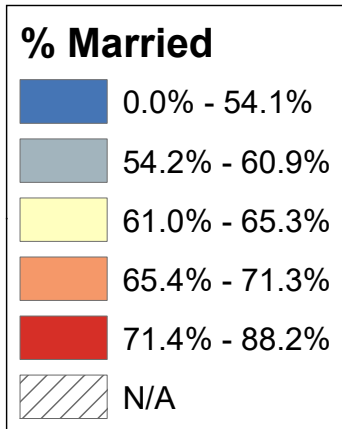
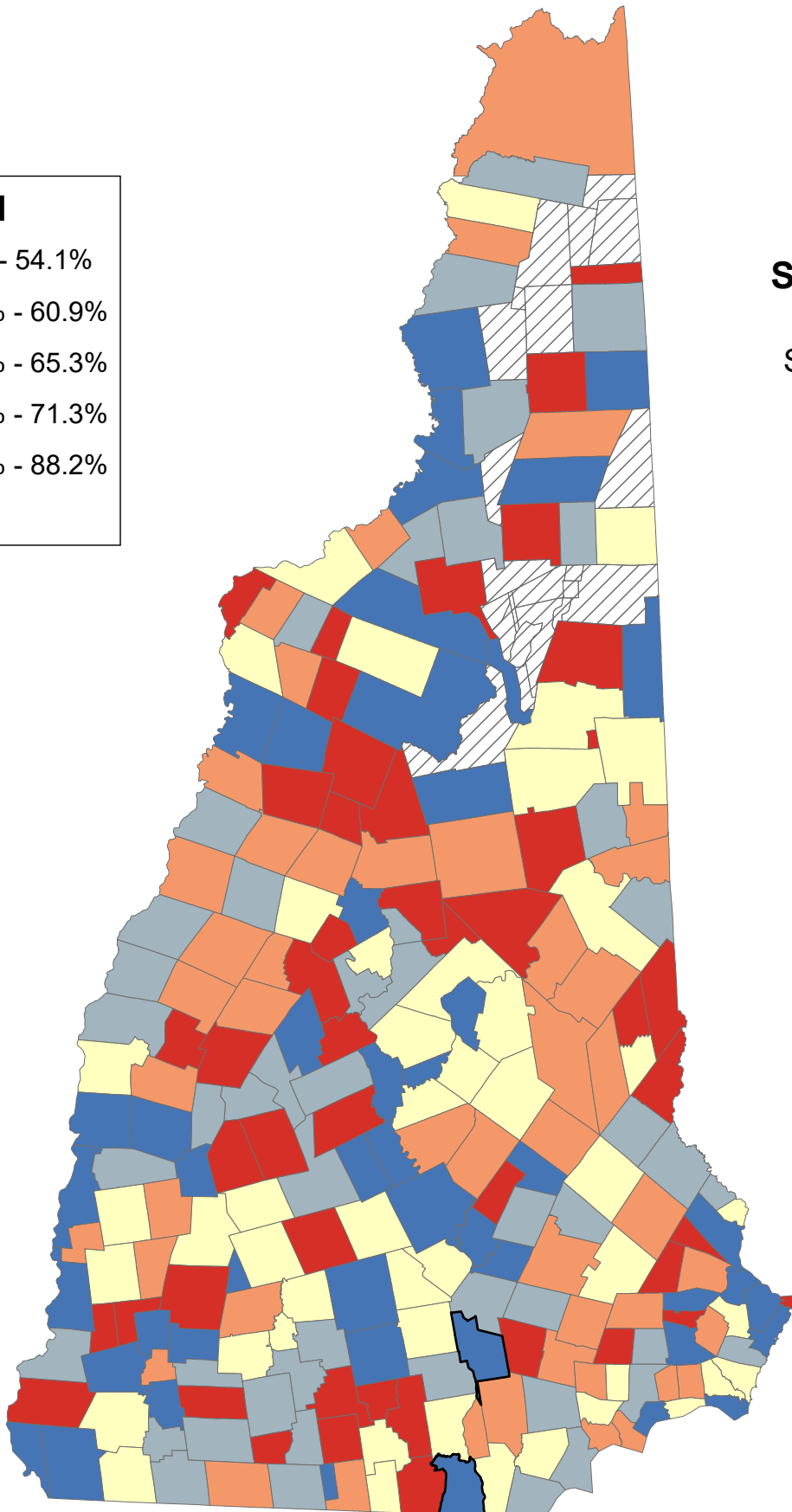


# Percentage of Population Age 65+ Years Married

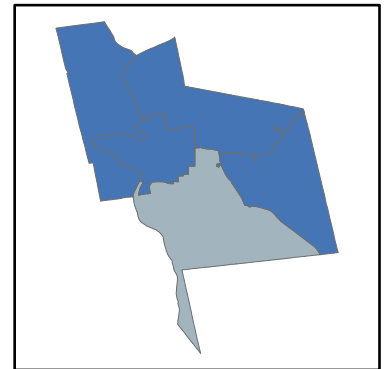


**State Average: 58.5%**

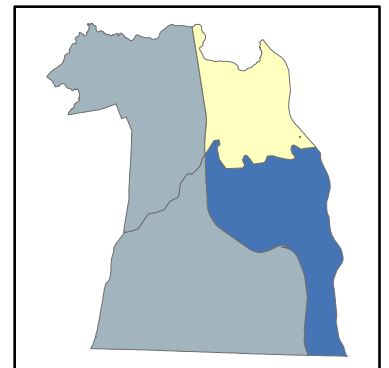
Source: ACS, 2012-2016



**Manchester Neighborhoods**



**Nashua Neighborhoods**



## % Married

Acworth	63.71%	Dalton	68.02%	Haverhill	43.67%	Nelson	50.44%	South Hampton	63.29%	<b>Manchester</b>	
Albany	64.71%	Danbury	44.52%	Hebron	74.55%	New Boston	52.51%	Springfield	83.02%	Central Manchester	52.02%
Alexandria	72.22%	Danville	61.95%	Henniker	73.95%	New Castle	73.08%	Stark	58.28%	Manchester: West	30.28%
Allenstown	50.52%	Deerfield	68.97%	Hill	71.43%	New Durham	67.19%	Stewartstown	65.27%	Manchester: South	60.15%
Alstead	61.84%	Deering	64.17%	Hillsborough	64.59%	New Hampton	59.19%	Stoddard	81.42%	Manchester: North	45.93%
Alton	67.23%	Derry	56.36%	Hinsdale	49.84%	New Ipswich	57.64%	Strafford	61.06%	Manchester: East	43.69%
Amherst	71.33%	Dorchester	59.76%	Holderness	73.88%	New London	58.94%	Stratford	41.03%		
Andover	55.93%	Dover	50.69%	Hollis	76.73%	Newbury	78.36%	Stratham	70.21%	<b>Nashua</b>	
Antrim	65.62%	Dublin	74.36%	Hooksett	58.22%	Newfields	75.40%	Sugar Hill	76.02%	Nashua: Zip 03060	44.12%
Ashland	56.54%	Dummer	75.00%	Hopkinton	64.33%	Newington	54.02%	Sullivan	50.39%	Nashua: Zip 03062	58.22%
Atkinson	68.50%	Dunbarton	64.58%	Hudson	63.43%	Newmarket	39.48%	Sunapee	59.46%	Nashua: Zip 03063	56.07%
Auburn	72.77%	Durham	70.44%	Jackson	76.18%	Newport	44.12%	Surry	73.37%	Nashua: Zip 03064	62.07%
Barnstead	69.09%	East Kingston	70.79%	Jaffrey	54.72%	Newton	49.21%	Sutton	77.73%		
Barrington	66.70%	Easton	76.92%	Jefferson	55.74%	North Hampton	60.87%	Swanzey	64.69%		
Bartlett	62.38%	Eaton	65.96%	Keene	49.48%	Northfield	64.78%	Tamworth	76.86%		
Bath	64.58%	Effingham	54.79%	Kensington	69.91%	Northumberland	40.80%	Temple	58.33%		
Bedford	57.14%	Ellsworth	81.08%	Kingston	55.11%	Northwood	55.12%	Thornton	72.44%	<b>Unincorporated Places</b>	
Belmont	63.27%	Enfield	68.57%	Laconia	48.75%	Nottingham	61.71%	Tilton	52.12%	<i>Atkinson and Gilmanton Academy Grant</i>	
Bennington	63.55%	Epping	69.90%	Lancaster	48.10%	Orange	66.25%	Troy	58.72%	<i>Bean's Grant</i>	
Benton	50.57%	Epsom	58.06%	Landaff	71.03%	Orford	59.40%	Tuftonboro	67.87%	<i>Bean's Purchase</i>	
Berlin	47.42%	Errol	59.14%	Langdon	69.05%	Ossipee	62.12%	Unity	56.94%	<i>Cambridge</i>	
Bethlehem	54.04%	Exeter	49.11%	Lebanon	59.63%	Pelham	60.25%	Wakefield	75.07%	<i>Chandler's Purchase</i>	
Boscawen	45.31%	Farmington	57.27%	Lee	75.09%	Pembroke	50.69%	Walpole	53.22%	<i>Crawford's Purchase</i>	
Bow	60.96%	Fitzwilliam	57.69%	Lempster	66.29%	Peterborough	54.17%	Warner	60.72%	<i>Cutt's Grant</i>	
Bradford	62.90%	Francestown	60.08%	Lincoln	33.16%	Piermont	68.04%	Warren	72.67%	<i>Dix's Grant</i>	
Brentwood	59.35%	Franconia	64.35%	Lisbon	58.68%	Pittsburg	70.83%	Washington	63.35%	<i>Dixville</i>	
Bridgewater	65.19%	Franklin	47.84%	Litchfield	68.13%	Pittsfield	46.33%	Waterville Valley	37.25%	<i>Erving's Location</i>	
Bristol	60.68%	Freedom	65.50%	Littleton	63.64%	Plainfield	55.19%	Weare	50.77%	<i>Green's Grant</i>	
Brookfield	85.80%	Fremont	72.18%	Londonderry	66.89%	Plaisow	65.68%	Webster	49.84%	<i>Hadley's Purchase</i>	
Brookline	65.32%	Gilford	63.02%	Loudon	65.41%	Plymouth	30.87%	Wentworth	67.52%	<i>Kilkenny</i>	
Campton	71.10%	Gilmanton	64.95%	Lyman	68.89%	Portsmouth	44.33%	Westmoreland	54.86%	<i>Livermore</i>	
Canaan	71.30%	Gilsum	72.97%	Lyme	69.87%	Randolph	76.92%	Whitefield	58.31%	<i>Low and Burbank's Grant</i>	
Candia	60.46%	Goffstown	63.80%	Lyndeborough	80.06%	Raymond	71.24%	Wilmot	60.23%	<i>Martin's Location</i>	
Canterbury	69.29%	Gorham	59.12%	Madbury	74.16%	Richmond	62.35%	Wilton	79.15%	<i>Millsfield</i>	
Carroll	74.88%	Goshen	51.22%	Madison	58.57%	Rindge	68.37%	Winchester	52.72%	<i>Odell</i>	
Center Harbor	74.89%	Grafton	66.34%	Manchester	45.33%	Rochester	56.56%	Windham	62.15%	<i>Pinkham's Grant</i>	
Charlestown	50.49%	Grantham	78.03%	Marlborough	51.49%	Rollinsford	64.60%	Windsor	52.00%	<i>Sargent's Purchase</i>	
Chatham	47.95%	Greenfield	56.38%	Marlow	70.67%	Roxbury	69.44%	Wolfeboro	70.55%	<i>Second College Grant</i>	
Chester	69.24%	Greenland	64.91%	Mason	68.42%	Rumney	66.43%	Woodstock	72.86%	<i>Success</i>	
Chesterfield	83.83%	Greenville	48.77%	Meredith	64.17%	Rye	52.15%			<i>Thompson and Meserves Purchase</i>	
Chichester	72.30%	Groton	61.80%	Merrimack	62.87%	Salem	58.46%			<i>Wentworth's Location</i>	
Claremont	50.05%	Hale's Location	83.49%	Middleton	61.22%	Salisbury	71.90%				
Clarksville	60.00%	Hampstead	61.71%	Milan	68.98%	Sanbornton	65.00%				
Colebrook	69.04%	Hampton	63.92%	Milford	61.97%	Sandown	67.15%				
Columbia	57.32%	Hampton Falls	61.11%	Milton	77.76%	Sandwich	69.11%				
Concord	42.96%	Hancock	61.18%	Monroe	74.73%	Seabrook	54.14%				
Conway	63.08%	Hanover	60.57%	Mont Vernon	78.88%	Sharon	72.90%				
Cornish	64.01%	Harrisville	56.83%	Moultonborough	74.55%	Shelburne	62.50%				
Croydon	65.74%	Hart's Location	50.00%	Nashua	54.03%	Somersworth	60.06%				

## % Married (Ranked)

Brookfield	85.80%	Landaff	71.03%	Greenland	64.91%	Francesstown	60.08%	Tilton	52.12%	<b>Manchester</b>	
Chesterfield	83.83%	Pittsburg	70.83%	Northfield	64.78%	Somersworth	60.06%	Windsor	52.00%	Manchester: South	60.15%
Hale's Location	83.49%	East Kingston	70.79%	Albany	64.71%	Clarksville	60.00%	Marlborough	51.49%	Central Manchester	52.02%
Springfield	83.02%	Marlow	70.67%	Swanzy	64.69%	Dorchester	59.76%	Goshen	51.22%	Manchester: North	45.93%
Stoddard	81.42%	Wolfeboro	70.55%	Rollinsford	64.60%	Lebanon	59.63%	Weare	50.77%	Manchester: East	43.69%
Ellsworth	81.08%	Durham	70.44%	Hillsborough	64.59%	Sunapee	59.46%	Dover	50.69%	Manchester: West	30.28%
Lyndeborough	80.06%	Stratham	70.21%	Bath	64.58%	Orford	59.40%	Pembroke	50.69%		
Wilton	79.15%	Kensington	69.91%	Dunbarton	64.58%	Brentwood	59.35%	Benton	50.57%	<b>Nashua</b>	
Mont Vernon	78.88%	Epping	69.90%	Franconia	64.35%	New Hampton	59.19%	Allenstown	50.52%	Nashua: Zip 03064	62.07%
Newbury	78.36%	Lyme	69.87%	Hopkinton	64.33%	Errol	59.14%	Charlestown	50.49%	Nashua: Zip 03062	58.22%
Grantham	78.03%	Roxbury	69.44%	Meredith	64.17%	Gorham	59.12%	Nelson	50.44%	Nashua: Zip 03063	56.07%
Milton	77.76%	Canterbury	69.29%	Deering	64.17%	New London	58.94%	Sullivan	50.39%	Nashua: Zip 03060	44.12%
Sutton	77.73%	Chester	69.24%	Cornish	64.01%	Troy	58.72%	Claremont	50.05%		
Easton	76.92%	Sandwich	69.11%	Hampton	63.92%	Lisbon	58.68%	Hart's Location	50.00%		
Randolph	76.92%	Barnstead	69.09%	Goffstown	63.80%	Madison	58.57%	Hinsdale	49.84%		
Tamworth	76.86%	Langdon	69.05%	Acworth	63.71%	Salem	58.46%	Webster	49.84%		
Hollis	76.73%	Colebrook	69.04%	Littleton	63.64%	Temple	58.33%	Keene	49.48%	<b>Unincorporated Places</b>	
Jackson	76.18%	Milan	68.98%	Bennington	63.55%	Whitefield	58.31%	Newton	49.21%	<i>Atkinson and Gilmanton Academy Grant</i>	
Sugar Hill	76.02%	Deerfield	68.97%	Hudson	63.43%	Stark	58.28%	Exeter	49.11%	<i>Bean's Grant</i>	
Newfields	75.40%	Lyman	68.89%	Washington	63.35%	Hooksett	58.22%	Greenville	48.77%	<i>Bean's Purchase</i>	
Lee	75.09%	Enfield	68.57%	South Hampton	63.29%	Epsom	58.06%	Laconia	48.75%	<i>Cambridge</i>	
Wakefield	75.07%	Atkinson	68.50%	Belmont	63.27%	Fitzwilliam	57.69%	Lancaster	48.10%	<i>Chandler's Purchase</i>	
Dummer	75.00%	Mason	68.42%	Conway	63.08%	New Ipswich	57.64%	Concord	47.95%	<i>Crawford's Purchase</i>	
Center Harbor	74.89%	Rindge	68.37%	Gilford	63.02%	Columbia	57.32%	Franklin	47.84%	<i>Cutt's Grant</i>	
Carroll	74.88%	Litchfield	68.13%	Bradford	62.90%	Farmington	57.27%	Berlin	47.42%	<i>Dix's Grant</i>	
Monroe	74.73%	Piermont	68.04%	Merrimack	62.87%	Bedford	57.14%	Pittsfield	46.33%	<i>Dixville</i>	
Hebron	74.55%	Dalton	68.02%	Shelburne	62.50%	Unity	56.94%	Manchester	45.33%	<i>Erving's Location</i>	
Moultonborough	74.55%	Tuftonboro	67.87%	Bartlett	62.38%	Harrisville	56.83%	Boscawen	45.31%	<i>Green's Grant</i>	
Dublin	74.36%	Wentworth	67.52%	Richmond	62.35%	Rochester	56.56%	Danbury	44.52%	<i>Hadley's Purchase</i>	
Madbury	74.16%	Alton	67.23%	Windham	62.15%	Ashland	56.54%	Portsmouth	44.33%	<i>Kilkenny</i>	
Henniker	73.95%	New Durham	67.19%	Ossipee	62.12%	Greenfield	56.38%	Newport	44.12%	<i>Livermore</i>	
Holderness	73.88%	Sandown	67.15%	Milford	61.97%	Derry	56.36%	Haverhill	43.67%	<i>Low and Burbank's Grant</i>	
Surry	73.37%	Londonderry	66.89%	Danville	61.95%	Andover	55.93%	Concord	42.96%	<i>Martin's Location</i>	
New Castle	73.08%	Barrington	66.70%	Alstead	61.84%	Jefferson	55.74%	Stratford	41.03%	<i>Millsfield</i>	
Gilsum	72.97%	Rumney	66.43%	Groton	61.80%	Plainfield	55.19%	Northumberland	40.80%	<i>Odell</i>	
Sharon	72.90%	Grafton	66.34%	Nottingham	61.71%	Northwood	55.12%	Newmarket	39.48%	<i>Pinkham's Grant</i>	
Woodstock	72.86%	Lempster	66.29%	Hampstead	61.71%	Kingston	55.11%	Waterville Valley	37.25%	<i>Sargent's Purchase</i>	
Auburn	72.77%	Orange	66.25%	Middleton	61.22%	Westmoreland	54.86%	Lincoln	33.16%	<i>Second College Grant</i>	
Warren	72.67%	Eaton	65.96%	Hancock	61.18%	Effingham	54.79%	Plymouth	30.87%	<i>Success</i>	
Thornton	72.44%	Croydon	65.74%	Hampton Falls	61.11%	Jaffrey	54.72%			<i>Thompson and Meserves Purchase</i>	
Chichester	72.30%	Plaistow	65.68%	Strafford	61.06%	Peterborough	54.17%			<i>Wentworth's Location</i>	
Alexandria	72.22%	Antrim	65.62%	Bow	60.96%	Seabrook	54.14%				
Fremont	72.18%	Freedom	65.50%	North Hampton	60.87%	Bethlehem	54.04%				
Salisbury	71.90%	Loudon	65.41%	Warner	60.72%	Nashua	54.03%				
Hill	71.43%	Brookline	65.32%	Bristol	60.68%	Newington	54.02%				
Amherst	71.33%	Stewartstown	65.27%	Hanover	60.57%	Walpole	53.22%				
Canaan	71.30%	Bridgewater	65.19%	Candia	60.46%	Winchester	52.72%				
Raymond	71.24%	Sanbornton	65.00%	Pelham	60.25%	New Boston	52.51%				
Campton	71.10%	Gilmanton	64.95%	Wilmot	60.23%	Rye	52.15%				