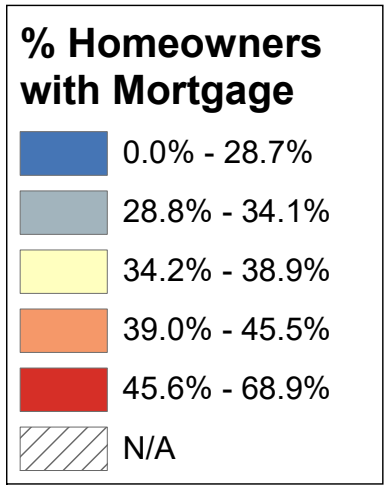
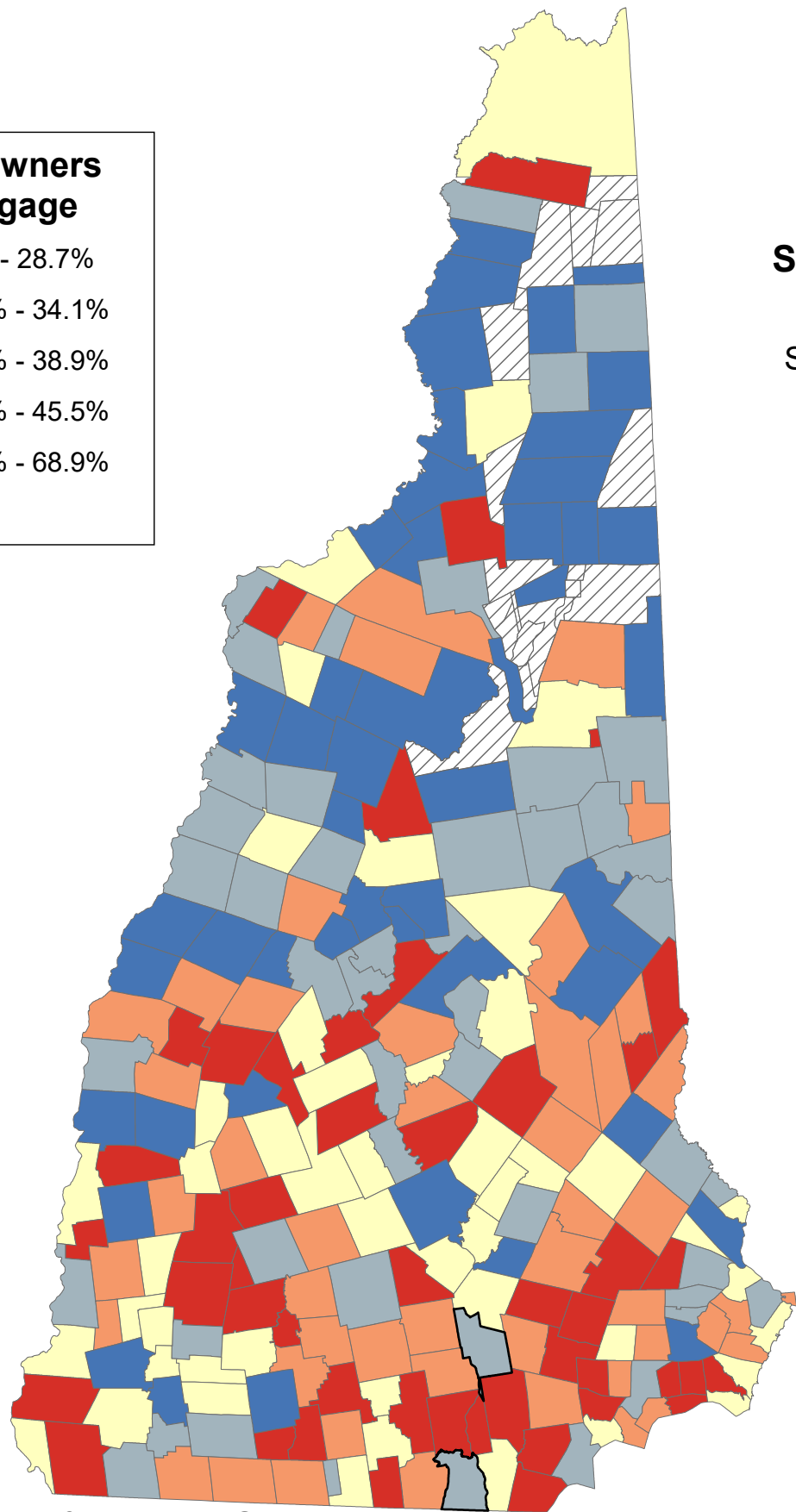


Percentage of Householders Age 60+ Have Mortgage on Homes

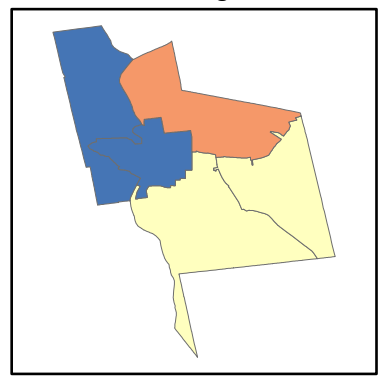


State Average: 35.3%

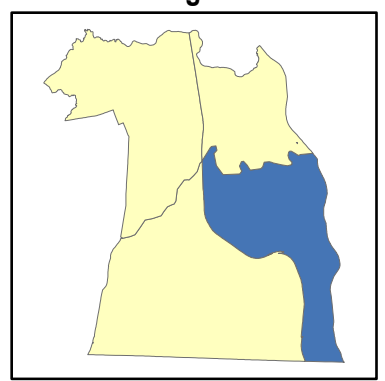
Source: ACS, 2012-2016



Manchester Neighborhoods



Nashua Neighborhoods



% 60+ Have Mortgage on Home

Acworth	20.44%	Dalton	22.60%	Haverhill	19.77%	Nelson	32.32%	South Hampton	54.62%	Manchester	
Albany	29.91%	Danbury	34.86%	Hebron	28.66%	New Boston	41.81%	Springfield	46.32%	Central Manchester	13.57%
Alexandria	30.03%	Danville	40.91%	Henniker	40.13%	New Castle	40.22%	Stark	37.39%	Manchester: West	25.76%
Allenstown	20.75%	Deerfield	42.89%	Hill	60.00%	New Durham	43.34%	Stewartstown	31.64%	Manchester: South	36.99%
Alstead	39.00%	Deering	43.53%	Hillsborough	28.81%	New Hampton	47.55%	Stoddard	48.45%	Manchester: North	39.57%
Alton	43.39%	Derry	40.80%	Hinsdale	38.35%	New Ipswich	44.75%	Strafford	36.99%	Manchester: East	37.31%
Amherst	51.42%	Dorchester	30.00%	Holderness	26.68%	New London	24.43%	Stratford	18.49%		
Andover	35.57%	Dover	26.48%	Hollis	43.02%	Newbury	43.21%	Stratham	39.16%	Nashua	
Antrim	45.87%	Dublin	38.67%	Hooksett	36.54%	Newfields	34.03%	Sugar Hill	30.53%	Nashua: Zip 03060	23.52%
Ashland	21.14%	Dummer	32.81%	Hopkinton	37.48%	Newington	37.89%	Sullivan	34.75%	Nashua: Zip 03062	37.75%
Atkinson	37.32%	Dunbarton	50.63%	Hudson	34.33%	Newmarket	31.91%	Sunapee	34.69%	Nashua: Zip 03063	38.67%
Auburn	39.13%	Durham	32.80%	Jackson	40.09%	Newport	23.41%	Surry	43.08%	Nashua: Zip 03064	37.09%
Barnstead	43.87%	East Kingston	46.04%	Jaffrey	33.74%	Newton	43.50%	Sutton	35.64%		
Barrington	42.34%	Easton	26.19%	Jefferson	47.98%	North Hampton	38.98%	Swanzey	36.98%		
Bartlett	35.64%	Eaton	40.43%	Keene	25.28%	Northfield	41.22%	Tamworth	30.86%		
Bath	30.08%	Effingham	29.21%	Kensington	59.36%	Northumberland	17.14%	Temple	49.06%		
Bedford	42.13%	Ellsworth	28.13%	Kingston	33.09%	Northwood	39.56%	Thornton	49.65%	Unincorporated Places	
Belmont	33.56%	Enfield	42.97%	Laconia	32.83%	Nottingham	48.37%	Tilton	35.60%	<i>Atkinson and Gilmanton Academy Grant</i>	
Bennington	58.52%	Epping	44.68%	Lancaster	20.04%	Orange	25.42%	Troy	31.59%	<i>Bean's Grant</i>	
Benton	25.35%	Epsum	33.06%	Landaff	35.05%	Orford	29.12%	Tuftonboro	42.35%	<i>Bean's Purchase</i>	
Berlin	16.75%	Errol	33.33%	Langdon	50.00%	Ossipee	21.32%	Unity	48.54%	<i>Cambridge</i>	
Bethlehem	44.62%	Exeter	26.32%	Lebanon	24.25%	Pelham	46.50%	Wakefield	55.73%	<i>Chandler's Purchase</i>	
Boscawen	29.45%	Farmington	13.81%	Lee	53.38%	Pembroke	34.41%	Walpole	30.82%	<i>Crawford's Purchase</i>	
Bow	38.45%	Fitzwilliam	44.78%	Lempster	44.87%	Peterborough	24.31%	Warner	35.98%	<i>Cutt's Grant</i>	
Bradford	46.53%	Francestown	44.20%	Lincoln	24.68%	Piermont	29.08%	Warren	33.83%	<i>Dix's Grant</i>	
Brentwood	45.29%	Franconia	43.65%	Lisbon	40.77%	Pittsburg	34.93%	Washington	46.35%	<i>Dixville</i>	
Bridgewater	32.69%	Franklin	30.40%	Litchfield	64.59%	Pittsfield	38.74%	Waterville Valley	27.45%	<i>Erving's Location</i>	
Bristol	31.55%	Freedom	30.79%	Littleton	34.99%	Plainfield	40.92%	Weare	31.86%	<i>Green's Grant</i>	
Brookfield	38.97%	Fremont	38.54%	Londonderry	50.00%	Plaislow	45.17%	Webster	38.83%	<i>Hadley's Purchase</i>	
Brookline	52.33%	Gilford	35.38%	Loudon	37.67%	Plymouth	20.76%	Wentworth	34.12%	<i>Kilkenny</i>	
Campton	36.10%	Gilmanton	53.41%	Lyman	45.83%	Portsmouth	31.03%	Westmoreland	38.74%	<i>Livermore</i>	
Canaan	20.90%	Gilsum	38.61%	Lyme	32.48%	Randolph	24.79%	Whitefield	27.23%	<i>Low and Burbank's Grant</i>	
Candia	51.17%	Goffstown	42.91%	Lyndeborough	50.56%	Raymond	51.77%	Wilmot	45.59%	<i>Martin's Location</i>	
Canterbury	48.45%	Gorham	16.83%	Madbury	38.18%	Richmond	30.25%	Wilton	39.11%	<i>Millsfield</i>	
Carroll	31.45%	Goshen	35.92%	Madison	32.00%	Rindge	40.41%	Winchester	47.97%	<i>Odell</i>	
Center Harbor	34.07%	Grafton	39.29%	Manchester	30.35%	Rochester	32.12%	Windham	48.93%	<i>Pinkham's Grant</i>	
Charlestown	38.41%	Grantham	50.00%	Marlborough	26.60%	Rollinsford	36.76%	Windsor	68.89%	<i>Sargent's Purchase</i>	
Chatham	25.00%	Greenfield	41.51%	Marlow	38.89%	Roxbury	36.67%	Wolfeboro	22.42%	<i>Second College Grant</i>	
Chester	57.04%	Greenland	42.34%	Mason	36.59%	Rumney	32.08%	Woodstock	22.92%	<i>Success</i>	
Chesterfield	55.33%	Greenville	31.07%	Meredith	28.74%	Rye	38.09%			<i>Thompson and Meserves Purchase</i>	
Chichester	36.69%	Groton	39.60%	Merrimack	46.76%	Salem	32.05%			<i>Wentworth's Location</i>	
Claremont	24.04%	Hale's Location	53.03%	Middleton	53.85%	Salisbury	56.52%				
Clarksville	48.08%	Hampstead	50.93%	Milan	26.55%	Sanbornton	45.53%				
Colebrook	20.30%	Hampton	35.75%	Milford	34.58%	Sandown	57.73%				
Columbia	19.12%	Hampton Falls	47.88%	Milton	39.33%	Sandwich	33.97%				
Concord	26.44%	Hancock	36.21%	Monroe	31.69%	Seabrook	34.71%				
Conway	29.33%	Hanover	26.56%	Mont Vernon	36.32%	Sharon	46.99%				
Cornish	32.39%	Harrisville	34.16%	Moultonborough	38.72%	Shelburne	28.71%				
Croydon	40.83%	Hart's Location	0.00%	Nashua	33.37%	Somersworth	30.22%				

% 60+ Have Mortgage on Home (Ranked)

Windsor	68.89%	Plaistow	45.17%	Westmoreland	38.74%	Jaffrey	33.74%	Whitefield	27.23%	Manchester	
Litchfield	64.59%	Lempster	44.87%	Moultonborough	38.72%	Belmont	33.56%	Holderness	26.68%	Manchester: North	39.57%
Hill	60.00%	Fitzwilliam	44.78%	Dublin	38.67%	Nashua	33.37%	Marlborough	26.60%	Manchester: East	37.31%
Kensington	59.36%	New Ipswich	44.75%	Gilsum	38.61%	Errol	33.33%	Hanover	26.56%	Manchester: South	36.99%
Bennington	58.52%	Epping	44.68%	Fremont	38.54%	Kingston	33.09%	Milan	26.55%	Manchester: West	25.76%
Sandown	57.73%	Bethlehem	44.62%	Bow	38.45%	Epsom	33.06%	Dover	26.48%	Central Manchester	13.57%
Chester	57.04%	Fracestown	44.20%	Charlestown	38.41%	Laconia	32.83%	Concord	26.44%		
Salisbury	56.52%	Barnstead	43.87%	Hinsdale	38.35%	Dummer	32.81%	Exeter	26.32%	Nashua	
Wakefield	55.73%	Franconia	43.65%	Madbury	38.18%	Durham	32.80%	Easton	26.19%	Nashua: Zip 03063	38.67%
Chesterfield	55.33%	Deering	43.53%	Rye	38.09%	Bridgewater	32.69%	Orange	25.42%	Nashua: Zip 03062	37.75%
South Hampton	54.62%	Newton	43.50%	Newington	37.89%	Lyme	32.48%	Benton	25.35%	Nashua: Zip 03064	37.09%
Middleton	53.85%	Alton	43.39%	Loudon	37.67%	Cornish	32.39%	Keene	25.28%	Nashua: Zip 03060	23.52%
Gilmanton	53.41%	New Durham	43.34%	Hopkinton	37.48%	Nelson	32.32%	Chatham	25.00%		
Lee	53.38%	Newbury	43.21%	Stark	37.39%	Rochester	32.12%	Randolph	24.79%		
Hale's Location	53.03%	Surry	43.08%	Atkinson	37.32%	Rumney	32.08%	Lincoln	24.68%		
Brookline	52.33%	Hollis	43.02%	Strafford	36.99%	Salem	32.05%	New London	24.43%		
Raymond	51.77%	Enfield	42.97%	Swanzey	36.98%	Madison	32.00%	Peterborough	24.31%	Unincorporated Places	
Amherst	51.42%	Goffstown	42.91%	Rollinsford	36.76%	Newmarket	31.91%	Lebanon	24.25%	<i>Atkinson and Gilmanton Academy Grant</i>	
Candia	51.17%	Deerfield	42.89%	Chichester	36.69%	Weare	31.86%	Claremont	24.04%	<i>Bean's Grant</i>	
Hampstead	50.93%	Tuftonboro	42.35%	Roxbury	36.67%	Monroe	31.69%	Newport	23.41%	<i>Bean's Purchase</i>	
Dunbarton	50.63%	Greenland	42.34%	Mason	36.59%	Stewartstown	31.64%	Woodstock	22.92%	<i>Cambridge</i>	
Lyndeborough	50.56%	Barrington	42.34%	Hooksett	36.54%	Troy	31.59%	Dalton	22.60%	<i>Chandler's Purchase</i>	
Grantham	50.00%	Bedford	42.13%	Mont Vernon	36.32%	Bristol	31.55%	Columbia	22.42%	<i>Crawford's Purchase</i>	
Langdon	50.00%	New Boston	41.81%	Hancock	36.21%	Carroll	31.45%	Ossipee	21.32%	<i>Cutt's Grant</i>	
Londonderry	50.00%	Greenfield	41.51%	Campton	36.10%	Greenville	31.07%	Ashland	21.14%	<i>Dix's Grant</i>	
Thornton	49.65%	Northfield	41.22%	Warner	35.98%	Portsmouth	31.03%	Canaan	20.90%	<i>Dixville</i>	
Temple	49.06%	Plainfield	40.92%	Goshen	35.92%	Tamworth	30.86%	Plymouth	20.76%	<i>Erving's Location</i>	
Windham	48.93%	Danville	40.91%	Hampton	35.75%	Walpole	30.82%	Allenstown	20.75%	<i>Green's Grant</i>	
Unity	48.54%	Croydon	40.83%	Bartlett	35.64%	Freedom	30.79%	Acworth	20.44%	<i>Hadley's Purchase</i>	
Stoddard	48.45%	Derry	40.80%	Sutton	35.64%	Sugar Hill	30.53%	Colebrook	20.30%	<i>Kilkenny</i>	
Canterbury	48.45%	Lisbon	40.77%	Tilton	35.60%	Franklin	30.40%	Lancaster	20.04%	<i>Livermore</i>	
Nottingham	48.37%	Eaton	40.43%	Andover	35.57%	Manchester	30.35%	Haverhill	19.77%	<i>Low and Burbank's Grant</i>	
Clarksville	48.08%	Rindge	40.41%	Gilford	35.38%	Richmond	30.25%	Columbia	19.12%	<i>Martin's Location</i>	
Jefferson	47.98%	New Castle	40.22%	Landaff	35.05%	Somersworth	30.22%	Stratford	18.49%	<i>Millsfield</i>	
Winchester	47.97%	Henniker	40.13%	Littleton	34.99%	Bath	30.08%	Northumberland	17.14%	<i>Odell</i>	
Hampton Falls	47.88%	Jackson	40.09%	Pittsburg	34.93%	Alexandria	30.03%	Gorham	16.83%	<i>Pinkham's Grant</i>	
New Hampton	47.55%	Groton	39.60%	Danbury	34.86%	Dorchester	30.00%	Berlin	16.75%	<i>Sargent's Purchase</i>	
Sharon	46.99%	Northwood	39.56%	Sullivan	34.75%	Albany	29.91%	Farmington	13.81%	<i>Second College Grant</i>	
Merrimack	46.76%	Milton	39.33%	Seabrook	34.71%	Boscawen	29.45%	Hart's Location	0.00%	<i>Success</i>	
Bradford	46.53%	Grafton	39.29%	Sunapee	34.69%	Conway	29.33%			<i>Thompson and Meserves Purchase</i>	
Pelham	46.50%	Stratham	39.16%	Milford	34.58%	Effingham	29.21%			<i>Wentworth's Location</i>	
Washington	46.35%	Auburn	39.13%	Pembroke	34.41%	Orford	29.12%				
Springfield	46.32%	Wilton	39.11%	Hudson	34.33%	Piermont	29.08%				
East Kingston	46.04%	Alstead	39.00%	Harrisville	34.16%	Hillsborough	28.81%				
Antrim	45.87%	North Hampton	38.98%	Wentworth	34.12%	Meredith	28.74%				
Lyman	45.83%	Brookfield	38.97%	Center Harbor	34.07%	Shelburne	28.71%				
Wilnot	45.59%	Marlow	38.89%	Newfields	34.03%	Hebron	28.66%				
Sanbornton	45.53%	Webster	38.83%	Sandwich	33.97%	Ellsworth	28.13%				
Brentwood	45.29%	Pittsfield	38.74%	Warren	33.83%	Waterville Valley	27.45%				