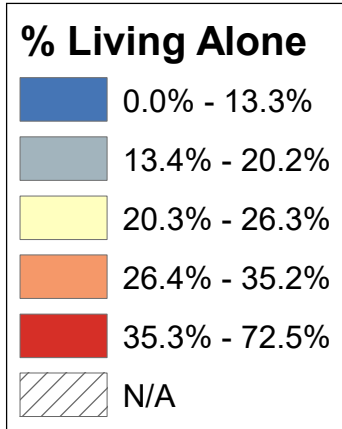
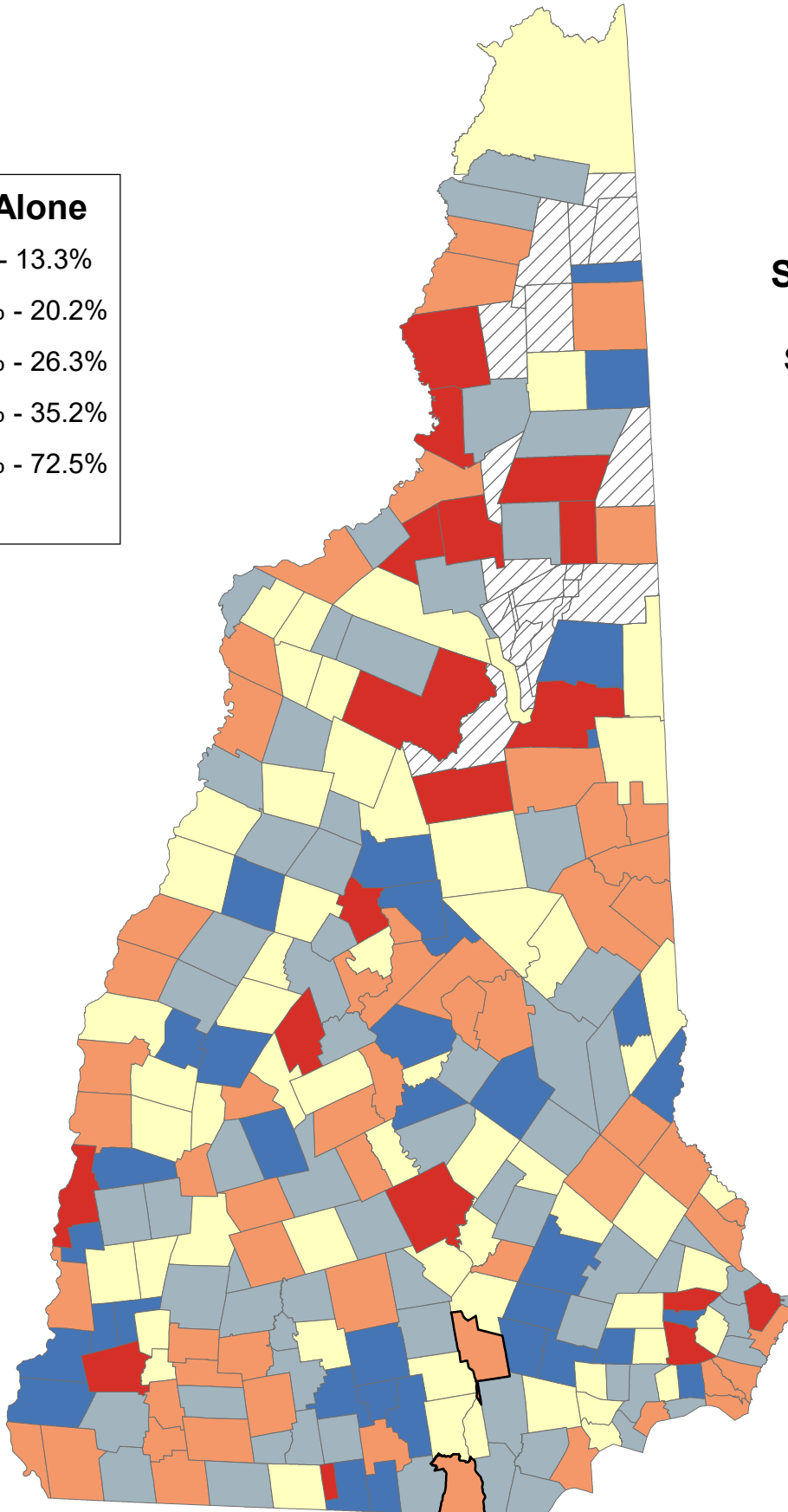


Percentage of Population Age 65+ Years Living Alone

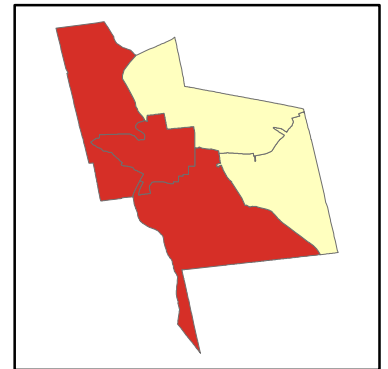


State Average: 26.1%

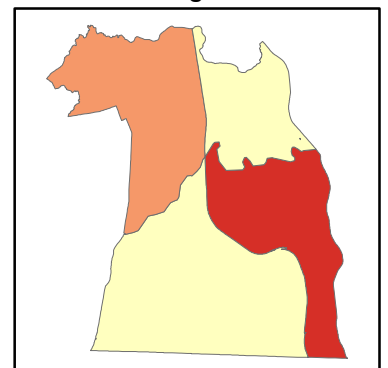
Source: ACS, 2012-2016



Manchester Neighborhoods



Nashua Neighborhoods



% of 65+ Population Living Alone

Acworth	15.61%	Dalton	15.79%	Haverhill	27.67%	Nelson	27.43%	South Hampton	18.99%	Manchester	
Albany	32.77%	Danbury	41.29%	Hebron	18.75%	New Boston	13.15%	Springfield	10.85%	Central Manchester	43.56%
Alexandria	15.61%	Danville	20.16%	Henniker	23.32%	New Castle	18.96%	Stark	19.87%	Manchester: West	35.90%
Allenstown	31.82%	Deerfield	12.07%	Hill	16.75%	New Durham	18.37%	Stewartstown	15.95%	Manchester: South	36.40%
Alstead	24.51%	Deering	16.79%	Hillsborough	29.99%	New Hampton	27.69%	Stoddard	15.81%	Manchester: North	25.77%
Alton	19.92%	Derry	26.21%	Hinsdale	35.22%	New Ipswich	25.27%	Strafford	31.04%	Manchester: East	24.15%
Amherst	11.81%	Dorchester	12.20%	Holderness	11.95%	New London	33.26%	Stratford	42.31%		
Andover	24.73%	Dover	32.11%	Hollis	19.06%	Newbury	14.71%	Stratham	25.21%	Nashua	
Antrim	17.75%	Dublin	16.86%	Hooksett	24.04%	Newfields	8.02%	Sugar Hill	18.37%	Nashua: Zip 03060	40.74%
Ashland	26.67%	Dummer	22.50%	Hopkinton	15.58%	Newington	15.03%	Sullivan	22.48%	Nashua: Zip 03062	24.15%
Atkinson	20.67%	Dunbarton	18.15%	Hudson	17.12%	Newmarket	41.20%	Sunapee	21.62%	Nashua: Zip 03063	27.23%
Auburn	11.24%	Durham	22.23%	Jackson	8.15%	Newport	26.33%	Surry	11.24%	Nashua: Zip 03064	22.44%
Barnstead	14.53%	East Kingston	21.78%	Jaffrey	28.66%	Newton	28.75%	Sutton	12.56%		
Barrington	26.05%	Easton	21.79%	Jefferson	37.70%	North Hampton	17.75%	Swanzy	20.16%		
Bartlett	41.23%	Eaton	27.66%	Keene	39.97%	Northfield	9.62%	Tamworth	18.68%		
Bath	27.50%	Effingham	30.14%	Kensington	12.46%	Northumberland	37.64%	Temple	15.95%		
Bedford	26.16%	Ellsworth	18.92%	Kingston	19.24%	Northwood	22.52%	Thornton	20.67%	Unincorporated Places	
Belmont	19.58%	Enfield	17.15%	Laconia	31.28%	Nottingham	14.18%	Tilton	23.97%	<i>Atkinson and Gilmanton Academy Grant</i>	
Bennington	16.75%	Epping	21.74%	Lancaster	29.82%	Orange	21.25%	Troy	35.17%	<i>Bean's Grant</i>	
Benton	16.25%	Epsom	17.71%	Landaff	22.43%	Orford	22.65%	Tuftonboro	25.49%	<i>Bean's Purchase</i>	
Berlin	39.39%	Errol	30.11%	Langdon	10.32%	Ossipee	28.76%	Unity	10.53%	<i>Cambridge</i>	
Bethlehem	24.79%	Exeter	37.46%	Lebanon	32.33%	Pelham	18.38%	Wakefield	21.69%	<i>Chandler's Purchase</i>	
Boscawen	24.14%	Farmington	31.93%	Lee	18.42%	Pembroke	20.89%	Walpole	28.22%	<i>Crawford's Purchase</i>	
Bow	25.38%	Fitzwilliam	33.26%	Lempster	14.29%	Peterborough	35.00%	Warner	15.49%	<i>Cutt's Grant</i>	
Bradford	27.25%	Francestown	22.13%	Lincoln	52.11%	Piermont	20.10%	Warren	21.74%	<i>Dix's Grant</i>	
Brentwood	24.43%	Franconia	20.14%	Lisbon	24.79%	Pittsburg	23.48%	Washington	22.31%	<i>Dixville</i>	
Bridgewater	21.20%	Franklin	30.86%	Litchfield	21.18%	Pittsfield	23.91%	Waterville Valley	72.55%	<i>Erving's Location</i>	
Bristol	30.60%	Freedom	29.08%	Littleton	29.04%	Plainfield	20.53%	Weare	27.44%	<i>Green's Grant</i>	
Brookfield	7.95%	Fremont	7.91%	Londonderry	16.54%	Plaisow	18.00%	Webster	32.12%	<i>Hadley's Purchase</i>	
Brookline	11.49%	Gilford	30.45%	Loudon	22.79%	Plymouth	37.35%	Wentworth	17.95%	<i>Kilkenny</i>	
Campton	10.95%	Gilmanton	10.91%	Lyman	22.22%	Portsmouth	39.60%	Westmoreland	12.21%	<i>Livermore</i>	
Canaan	18.10%	Gilsum	11.21%	Lyme	21.37%	Randolph	19.58%	Whitefield	38.52%	<i>Low and Burbank's Grant</i>	
Candia	11.59%	Goffstown	18.48%	Lyndeborough	6.13%	Raymond	14.75%	Wilmot	23.34%	<i>Martin's Location</i>	
Canterbury	18.32%	Gorham	36.86%	Madbury	17.98%	Richmond	14.47%	Wilton	17.49%	<i>Millsfield</i>	
Carroll	16.11%	Goshen	31.36%	Madison	28.78%	Rindge	17.90%	Winchester	30.75%	<i>Odell</i>	
Center Harbor	11.06%	Grafton	21.46%	Manchester	34.15%	Rochester	31.10%	Windham	18.73%	<i>Pinkham's Grant</i>	
Charlestown	42.26%	Grantham	13.32%	Marlborough	29.27%	Rollinsford	29.20%	Windsor	14.00%	<i>Sargent's Purchase</i>	
Chatham	21.92%	Greenfield	18.82%	Marlow	22.00%	Roxbury	22.22%	Wolfeboro	19.76%	<i>Second College Grant</i>	
Chester	12.10%	Greenland	13.92%	Mason	10.05%	Rumney	16.97%	Woodstock	24.29%	<i>Success</i>	
Chesterfield	6.83%	Greenville	38.27%	Meredith	27.50%	Rye	31.96%			<i>Thompson and Meserves Purchase</i>	
Chichester	17.72%	Groton	25.84%	Merrimack	21.74%	Salem	28.77%			<i>Wentworth's Location</i>	
Claremont	27.07%	Hale's Location	6.42%	Middleton	25.00%	Salisbury	26.67%				
Clarksville	14.29%	Hampstead	26.22%	Milan	18.52%	Sanbornton	12.55%				
Colebrook	26.73%	Hampton	26.90%	Milford	29.25%	Sandown	21.04%				
Columbia	28.30%	Hampton Falls	27.22%	Milton	8.95%	Sandwich	22.28%				
Concord	38.49%	Hancock	28.07%	Monroe	16.48%	Seabrook	29.52%				
Conway	21.89%	Hanover	30.66%	Mont Vernon	8.39%	Sharon	14.95%				
Cornish	26.64%	Harrisville	28.17%	Moultonborough	23.90%	Shelburne	31.73%				
Croydon	24.07%	Hart's Location	25.00%	Nashua	29.50%	Somersworth	26.01%				

% of 65+ Population Living Alone (Ranked)

Waterville Valley	72.55%	Rollinsford	29.20%	Tilton	23.97%	South Hampton	18.99%	Richmond	14.47%	Manchester	
Lincoln	52.11%	Freedom	29.08%	Pittsfield	23.91%	New Castle	18.96%	Clarksville	14.29%	Central Manchester	43.56%
Stratford	42.31%	Littleton	29.04%	Moultonborough	23.90%	Ellsworth	18.92%	Lempster	14.29%	Manchester: South	36.40%
Charlestown	42.26%	Madison	28.78%	Pittsburg	23.48%	Greenfield	18.82%	Nottingham	14.18%	Manchester: West	35.90%
Danbury	41.29%	Salem	28.77%	Wilmot	23.34%	Hebron	18.75%	Windsor	14.00%	Manchester: North	25.77%
Bartlett	41.23%	Ossipee	28.76%	Henniker	23.32%	Windham	18.73%	Greenland	13.92%	Manchester: East	24.15%
Newmarket	41.20%	Newton	28.75%	Loudon	22.79%	Tamworth	18.68%	Grantham	13.32%		
Keene	39.97%	Jaffrey	28.66%	Orford	22.65%	Milan	18.52%	New Boston	13.15%	Nashua	
Portsmouth	39.60%	Columbia	28.30%	Northwood	22.52%	Goffstown	18.48%	Sutton	12.56%	Nashua: Zip 03060	40.74%
Berlin	39.39%	Walpole	28.22%	Dummer	22.50%	Lee	18.42%	Sanbornton	12.55%	Nashua: Zip 03063	27.23%
Whitefield	38.52%	Harrisville	28.17%	Sullivan	22.48%	Pelham	18.38%	Kensington	12.46%	Nashua: Zip 03062	24.15%
Concord	38.49%	Hancock	28.07%	Landaff	22.43%	New Durham	18.37%	Westmoreland	12.21%	Nashua: Zip 03064	22.44%
Greenville	38.27%	New Hampton	27.69%	Washington	22.31%	Sugar Hill	18.37%	Dorchester	12.20%		
Jefferson	37.70%	Haverhill	27.67%	Sandwich	22.28%	Canterbury	18.32%	Chester	12.10%		
Northumberland	37.64%	Eaton	27.66%	Durham	22.23%	Dunbarton	18.15%	Deerfield	12.07%		
Exeter	37.46%	Meredith	27.50%	Lyman	22.22%	Canaan	18.10%	Holderness	11.95%		
Plymouth	37.35%	Bath	27.50%	Roxbury	22.22%	Plaistow	18.00%	Amherst	11.81%	Unincorporated Places	
Gorham	36.86%	Weare	27.44%	Francestown	22.13%	Madbury	17.98%	Candia	11.59%	<i>Atkinson and Gilmanton Academy Grant</i>	
Hinsdale	35.22%	Nelson	27.43%	Marlow	22.00%	Wentworth	17.95%	Brookline	11.49%	<i>Bean's Grant</i>	
Troy	35.17%	Bradford	27.25%	Chatham	21.92%	Rindge	17.90%	Surry	11.24%	<i>Bean's Purchase</i>	
Peterborough	35.00%	Hampton Falls	27.22%	Conway	21.89%	Antrim	17.75%	Auburn	11.24%	<i>Cambridge</i>	
Manchester	34.15%	Claremont	27.07%	Easton	21.79%	North Hampton	17.75%	Gilsum	11.21%	<i>Chandler's Purchase</i>	
New London	33.26%	Hampton	26.90%	East Kingston	21.78%	Chichester	17.72%	Jackson	11.06%	<i>Crawford's Purchase</i>	
Fitzwilliam	33.26%	Colebrook	26.73%	Epping	21.74%	Epsom	17.71%	Campton	10.95%	<i>Cutt's Grant</i>	
Albany	32.77%	Ashland	26.67%	Merrimack	21.74%	Wilton	17.49%	Gilmanton	10.91%	<i>Dix's Grant</i>	
Lebanon	32.33%	Salisbury	26.67%	Warren	21.74%	Enfield	17.15%	Springfield	10.85%	<i>Dixville</i>	
Webster	32.12%	Cornish	26.64%	Wakefield	21.69%	Hudson	17.12%	Unity	10.53%	<i>Erving's Location</i>	
Dover	32.11%	Newport	26.33%	Sunapee	21.62%	Rumney	16.97%	Langdon	10.32%	<i>Green's Grant</i>	
Rye	31.96%	Hampstead	26.22%	Grafton	21.46%	Dublin	16.86%	Mason	10.05%	<i>Hadley's Purchase</i>	
Farmington	31.93%	Derry	26.21%	Lyme	21.37%	Deering	16.79%	Northfield	9.62%	<i>Kilkenny</i>	
Allenstown	31.82%	Bedford	26.16%	Orange	21.25%	Bennington	16.75%	Milton	8.95%	<i>Livermore</i>	
Shelburne	31.73%	Barrington	26.05%	Bridgewater	21.20%	Hill	16.75%	Mont Vernon	8.39%	<i>Low and Burbank's Grant</i>	
Goshen	31.36%	Somersworth	26.01%	Litchfield	21.18%	Londonderry	16.54%	Jackson	8.15%	<i>Martin's Location</i>	
Laconia	31.28%	Groton	25.84%	Sandown	21.04%	Monroe	16.48%	Newfields	8.02%	<i>Millsfield</i>	
Rochester	31.10%	Tuftsboro	25.49%	Pembroke	20.89%	Benton	16.25%	Brookfield	7.95%	<i>Odell</i>	
Strafford	31.04%	Bow	25.38%	Thornton	20.67%	Carroll	16.11%	Fremont	7.91%	<i>Pinkham's Grant</i>	
Franklin	30.86%	New Ipswich	25.27%	Atkinson	20.67%	Stewartstown	15.95%	Chesterfield	6.83%	<i>Sargent's Purchase</i>	
Winchester	30.75%	Stratham	25.21%	Plainfield	20.53%	Temple	15.95%	Hale's Location	6.42%	<i>Second College Grant</i>	
Hanover	30.66%	Hart's Location	25.00%	Danville	20.16%	Stoddard	15.81%	Lyndeborough	6.13%	<i>Success</i>	
Bristol	30.60%	Middleton	25.00%	Swanzey	20.16%	Dalton	15.79%			<i>Thompson and Meserves Purchase</i>	
Gilford	30.45%	Lisbon	24.79%	Franconia	20.14%	Acworth	15.61%			<i>Wentworth's Location</i>	
Effingham	30.14%	Bethlehem	24.79%	Piermont	20.10%	Alexandria	15.61%				
Errol	30.11%	Andover	24.73%	Alton	19.92%	Hopkinton	15.58%				
Hillsborough	29.99%	Alstead	24.51%	Stark	19.87%	Warner	15.49%				
Lancaster	29.82%	Brentwood	24.43%	Wolfeboro	19.76%	Newington	15.03%				
Seabrook	29.52%	Woodstock	24.29%	Randolph	19.58%	Sharon	14.95%				
Nashua	29.50%	Boscawen	24.14%	Belmont	19.58%	Raymond	14.75%				
Marlborough	29.27%	Croydon	24.07%	Kingston	19.24%	Newbury	14.71%				
Milford	29.25%	Hooksett	24.04%	Hollis	19.06%	Barnstead	14.53%				