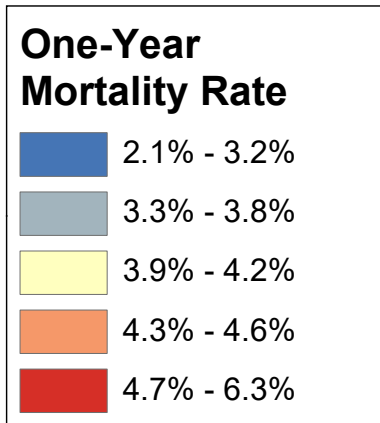
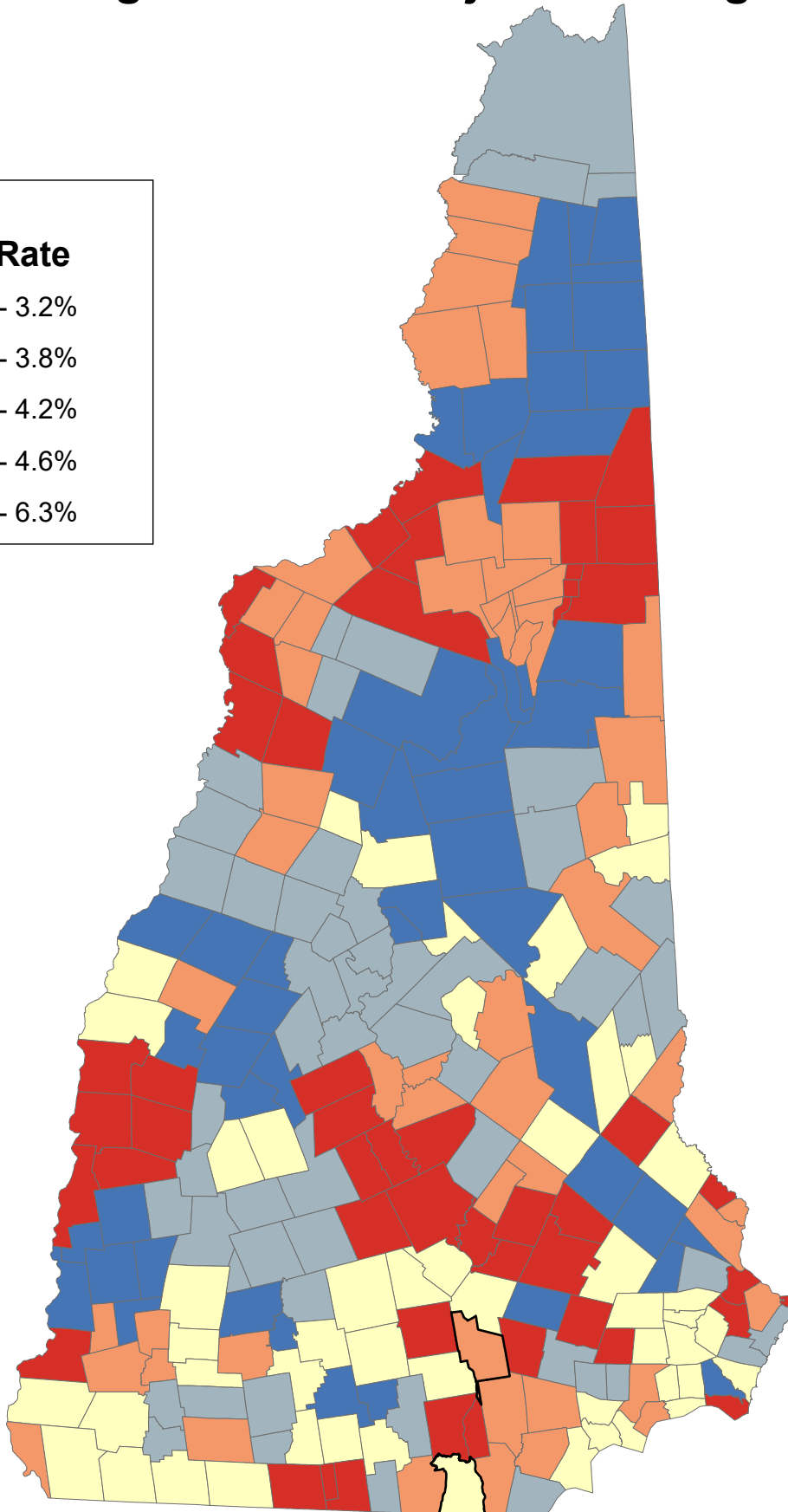


One-Year Mortality Rate for Medicare Beneficiaries Age 65+ Years Adjusted for Age-Sex

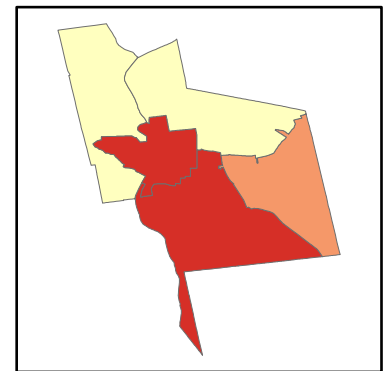


State Average: 4.1%

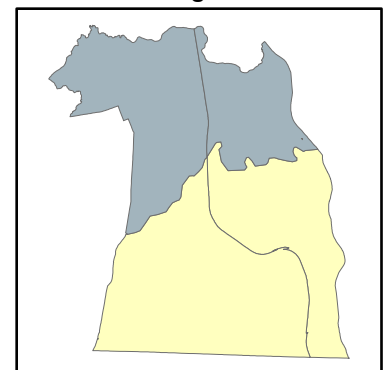
Source: CMS, 2015



Manchester Neighborhoods



Nashua Neighborhoods



Age-Sex Adjusted 1-Year Mortality Rate

Acworth	3.14%	Dalton	4.85%	Haverhill	5.07%	Nelson	3.90%	South Hampton	4.01%	Manchester	
Albany	3.66%	Danbury	3.28%	Hebron	3.74%	New Boston	4.10%	Springfield	2.43%	Central Manchester	6.01%
Alexandria	3.71%	Danville	3.37%	Henniker	3.50%	New Castle	4.70%	Stark	3.08%	Manchester: West	4.09%
Allenstown	5.33%	Deerfield	5.05%	Hill	3.28%	New Durham	3.84%	Stewartstown	4.57%	Manchester: South	4.63%
Alstead	3.14%	Deering	3.75%	Hillsborough	3.75%	New Hampton	3.67%	Stoddard	3.90%	Manchester: North	4.10%
Alton	3.23%	Derry	4.40%	Hinsdale	4.45%	New Ipswich	5.01%	Strafford	2.05%	Manchester: East	4.33%
Amherst	3.48%	Dorchester	3.74%	Holderness	3.01%	New London	2.66%	Stratford	4.57%		
Andover	4.87%	Dover	4.54%	Hollis	4.23%	Newbury	3.96%	Stratham	3.87%	Nashua	
Antrim	3.01%	Dublin	3.64%	Hooksett	4.14%	Newfields	3.87%	Sugar Hill	3.41%	Nashua: Zip 03060	3.93%
Ashland	3.01%	Dummer	2.25%	Hopkinton	5.16%	Newington	4.65%	Sullivan	4.31%	Nashua: Zip 03062	4.16%
Atkinson	3.83%	Dunbarton	3.96%	Hudson	4.44%	Newmarket	4.21%	Sunapee	3.34%	Nashua: Zip 03063	3.40%
Auburn	5.74%	Durham	3.72%	Jackson	2.69%	Newport	4.78%	Surry	4.31%	Nashua: Zip 03064	3.75%
Barnstead	3.77%	East Kingston	4.01%	Jaffrey	4.50%	Newton	4.26%	Sutton	3.96%		
Barrington	3.24%	Easton	3.41%	Jefferson	4.60%	North Hampton	3.63%	Swanzey	3.90%		
Bartlett	2.69%	Eaton	3.97%	Keene	4.31%	Northfield	4.30%	Tamworth	3.41%		
Bath	5.81%	Effingham	3.76%	Kensington	4.07%	Northumberland	3.08%	Temple	4.09%		
Bedford	4.21%	Ellsworth	4.19%	Kingston	4.25%	Northwood	4.99%	Thornton	2.17%	Unincorporated Places	
Belmont	3.71%	Enfield	4.41%	Laconia	4.02%	Nottingham	3.89%	Tilton	4.30%	<i>Atkinson and Gilmanton Academy Grant</i>	
Bennington	3.01%	Epping	3.78%	Lancaster	5.47%	Orange	3.08%	Troy	3.64%	<i>Bean's Grant</i>	
Benton	5.07%	Epsom	5.75%	Landaff	4.31%	Orford	3.76%	Tuftonboro	3.79%	<i>Bean's Purchase</i>	
Berlin	4.90%	Errol	2.25%	Langdon	3.14%	Ossipee	4.54%	Unity	4.78%	<i>Cambridge</i>	
Bethlehem	5.44%	Exeter	4.07%	Lebanon	4.21%	Pelham	3.42%	Wakefield	3.76%	<i>Chandler's Purchase</i>	
Boscawen	4.79%	Farmington	6.14%	Lee	3.08%	Pembroke	5.33%	Walpole	2.82%	<i>Crawford's Purchase</i>	
Bow	3.92%	Fitzwilliam	4.01%	Lempster	3.34%	Peterborough	3.43%	Warner	3.29%	<i>Cutt's Grant</i>	
Bradford	3.29%	Francestown	4.09%	Lincoln	3.06%	Piermont	3.76%	Warren	4.43%	<i>Dix's Grant</i>	
Brentwood	4.07%	Franconia	3.41%	Lisbon	4.31%	Pittsburg	3.32%	Washington	3.75%	<i>Dixville</i>	
Bridgewater	3.71%	Franklin	4.50%	Litchfield	4.83%	Pittsfield	4.28%	Waterville Valley	3.06%	<i>Erving's Location</i>	
Bristol	3.71%	Fredom	3.97%	Littleton	4.35%	Plainfield	4.21%	Weare	3.96%	<i>Green's Grant</i>	
Brookfield	3.57%	Fremont	5.81%	Londonderry	4.26%	Plaisow	3.99%	Webster	4.79%	<i>Hadley's Purchase</i>	
Brookline	3.48%	Gilford	4.44%	Loudon	3.72%	Plymouth	3.71%	Wentworth	4.43%	<i>Kilkenny</i>	
Campton	4.19%	Gilmanton	4.43%	Lyman	4.31%	Portsmouth	4.24%	Westmoreland	6.33%	<i>Livermore</i>	
Canaan	3.08%	Gilsum	3.14%	Lyme	3.76%	Randolph	4.60%	Whitefield	4.85%	<i>Low and Burbank's Grant</i>	
Candia	2.93%	Goffstown	4.97%	Lyndeborough	3.01%	Raymond	4.67%	Wilmot	2.43%	<i>Martin's Location</i>	
Canterbury	5.22%	Gorham	4.94%	Madbury	3.08%	Richmond	3.90%	Wilton	3.97%	<i>Millsfield</i>	
Carroll	4.60%	Goshen	3.34%	Madison	4.51%	Rindge	4.01%	Winchester	3.90%	<i>Odell</i>	
Center Harbor	4.13%	Grafton	3.08%	Manchester	4.53%	Rochester	3.87%	Windham	4.26%	<i>Pinkham's Grant</i>	
Charlestown	4.78%	Grantham	2.35%	Marlborough	3.64%	Rollinsford	4.53%	Windsor	3.75%	<i>Sargent's Purchase</i>	
Chatham	4.51%	Greenfield	4.09%	Marlow	3.14%	Roxbury	4.31%	Wolfeboro	3.55%	<i>Second College Grant</i>	
Chester	3.54%	Greenland	4.65%	Mason	4.88%	Rumney	3.74%	Woodstock	2.17%	<i>Success</i>	
Chesterfield	3.96%	Greenville	4.88%	Meredith	3.67%	Rye	3.53%			<i>Thompson and Meserves Purchase</i>	
Chichester	4.28%	Groton	3.74%	Merrimack	4.64%	Salem	3.93%			<i>Wentworth's Location</i>	
Claremont	4.78%	Hale's Location	2.69%	Middleton	3.84%	Salisbury	4.87%				
Clarksville	3.32%	Hampstead	3.77%	Milan	2.25%	Sanbornton	3.28%				
Colebrook	4.57%	Hampton	4.04%	Milford	3.83%	Sandown	3.60%				
Columbia	4.57%	Hampton Falls	2.86%	Milton	4.34%	Sandwich	3.24%				
Concord	4.79%	Hancock	4.49%	Monroe	5.81%	Seabrook	4.76%				
Conway	4.51%	Hanover	2.59%	Mont Vernon	3.01%	Sharon	3.43%				
Cornish	4.78%	Harrisville	3.90%	Moultonborough	3.24%	Shelburne	4.94%				
Croydon	4.78%	Hart's Location	2.69%	Nashua	3.80%	Somersworth	5.60%				

Age-Sex Adjusted 1-Year Mortality Rate (Ranked)

Westmoreland	6.33%	Columbia	4.57%	Francestown	4.09%	Washington	3.75%	Alton	3.23%	Manchester	
Farmington	6.14%	Stewartstown	4.57%	Greenfield	4.09%	Windsor	3.75%	Acworth	3.14%	Central Manchester	6.01%
Fremont	5.81%	Stratford	4.57%	Temple	4.09%	Dorchester	3.74%	Alstead	3.14%	Manchester: South	4.63%
Bath	5.81%	Dover	4.54%	Brentwood	4.07%	Groton	3.74%	Gilsum	3.14%	Manchester: East	4.33%
Monroe	5.81%	Ossipee	4.54%	Exeter	4.07%	Hebron	3.74%	Langdon	3.14%	Manchester: North	4.10%
Epsom	5.75%	Rollinsford	4.53%	Kensington	4.07%	Rumney	3.74%	Marlow	3.14%	Manchester: West	4.09%
Auburn	5.74%	Manchester	4.53%	Hampton	4.04%	Loudon	3.72%	Canaan	3.08%		
Somersworth	5.60%	Chatham	4.51%	Laconia	4.02%	Durham	3.72%	Grafton	3.08%	Nashua	
Lancaster	5.47%	Conway	4.51%	East Kingston	4.01%	Belmont	3.71%	Orange	3.08%	Nashua: Zip 03062	4.16%
Bethlehem	5.44%	Madison	4.51%	South Hampton	4.01%	Alexandria	3.71%	Lee	3.08%	Nashua: Zip 03060	3.93%
Allenstown	5.33%	Franklin	4.50%	Fitzwilliam	4.01%	Bridgewater	3.71%	Madbury	3.08%	Nashua: Zip 03064	3.75%
Pembroke	5.33%	Jaffrey	4.50%	Rindge	4.01%	Bristol	3.71%	Northumberland	3.08%	Nashua: Zip 03063	3.40%
Canterbury	5.22%	Hancock	4.49%	Plaistow	3.99%	Plymouth	3.71%	Stark	3.08%		
Hopkinton	5.16%	Hinsdale	4.45%	Eaton	3.97%	Meredith	3.67%	Lincoln	3.06%		
Benton	5.07%	Hudson	4.44%	Freedom	3.97%	New Hampton	3.67%	Waterville Valley	3.06%		
Haverhill	5.07%	Gilford	4.44%	Wilton	3.97%	Albany	3.66%	Ashland	3.01%		
Deerfield	5.05%	Gilmanton	4.43%	Newbury	3.96%	Dublin	3.64%	Holderness	3.01%	Unincorporated Places	
New Ipswich	5.01%	Warren	4.43%	Sutton	3.96%	Marlborough	3.64%	Antrim	3.01%	<i>Atkinson and Gilmanton Academy Grant</i>	
Northwood	4.99%	Wentworth	4.43%	Chesterfield	3.96%	Troy	3.64%	Bennington	3.01%	<i>Bean's Grant</i>	
Goffstown	4.97%	Enfield	4.41%	Dunbarton	3.96%	North Hampton	3.63%	Lyndeborough	3.01%	<i>Bean's Purchase</i>	
Gorham	4.94%	Derry	4.40%	Weare	3.96%	Sandown	3.60%	Mont Vernon	3.01%	<i>Cambridge</i>	
Shelburne	4.94%	Littleton	4.35%	Salem	3.93%	Brookfield	3.57%	Candia	2.93%	<i>Chandler's Purchase</i>	
Berlin	4.90%	Milton	4.34%	Bow	3.92%	Wolfeboro	3.55%	Grantham	2.86%	<i>Crawford's Purchase</i>	
Greenville	4.88%	Keene	4.31%	Richmond	3.90%	Chester	3.54%	Walpole	2.82%	<i>Cutt's Grant</i>	
Mason	4.88%	Roxbury	4.31%	Swanzey	3.90%	Rye	3.53%	Bartlett	2.69%	<i>Dix's Grant</i>	
Andover	4.87%	Sullivan	4.31%	Winchester	3.90%	Henniker	3.50%	Hale's Location	2.69%	<i>Dixville</i>	
Salisbury	4.87%	Surry	4.31%	Harrisville	3.90%	Amherst	3.48%	Hart's Location	2.69%	<i>Erving's Location</i>	
Dalton	4.85%	Ladaff	4.31%	Nelson	3.90%	Brookline	3.48%	Jackson	2.69%	<i>Green's Grant</i>	
Whitefield	4.85%	Lisbon	4.31%	Stoddard	3.90%	Peterborough	3.43%	New London	2.66%	<i>Hadley's Purchase</i>	
Litchfield	4.83%	Lyman	4.31%	Nottingham	3.89%	Sharon	3.43%	Hanover	2.59%	<i>Kilkenny</i>	
Boscawen	4.79%	Northfield	4.30%	Rochester	3.87%	Pelham	3.42%	Springfield	2.43%	<i>Livermore</i>	
Concord	4.79%	Tilton	4.30%	Newfields	3.87%	Easton	3.41%	Wilmot	2.43%	<i>Low and Burbank's Grant</i>	
Webster	4.79%	Chichester	4.28%	Stratham	3.87%	Franconia	3.41%	Grantham	2.35%	<i>Martin's Location</i>	
Charlestown	4.78%	Pittsfield	4.28%	Middleton	3.84%	Sugar Hill	3.41%	Dummer	2.25%	<i>Millsfield</i>	
Claremont	4.78%	Windham	4.26%	New Durham	3.84%	Tamworth	3.41%	Errol	2.25%	<i>Odell</i>	
Cornish	4.78%	Londonderry	4.26%	Atkinson	3.83%	Danville	3.37%	Milan	2.25%	<i>Pinkham's Grant</i>	
Croydon	4.78%	Newton	4.26%	Milford	3.83%	Goshen	3.34%	Thornton	2.17%	<i>Sargent's Purchase</i>	
Newport	4.78%	Kingston	4.25%	Nashua	3.80%	Lempster	3.34%	Woodstock	2.17%	<i>Second College Grant</i>	
Unity	4.78%	Portsmouth	4.24%	Tuftonboro	3.79%	Sunapee	3.34%	Strafford	2.05%	<i>Success</i>	
Seabrook	4.76%	Hollis	4.23%	Epping	3.78%	Clarksville	3.32%			<i>Thompson and Meserves Purchase</i>	
New Castle	4.70%	Bedford	4.21%	Hampstead	3.77%	Pittsburg	3.32%			<i>Wentworth's Location</i>	
Raymond	4.67%	Lebanon	4.21%	Barnstead	3.77%	Bradford	3.29%				
Greenland	4.65%	Plainfield	4.21%	Lyme	3.76%	Warner	3.29%				
Newington	4.65%	Newmarket	4.21%	Orford	3.76%	Danbury	3.28%				
Merrimack	4.64%	Campton	4.19%	Piermont	3.76%	Hill	3.28%				
Carroll	4.60%	Ellsworth	4.19%	Effingham	3.76%	Sanbornton	3.28%				
Jefferson	4.60%	Hooksett	4.14%	Wakefield	3.76%	Barrington	3.24%				
Randolph	4.60%	Center Harbor	4.13%	Deering	3.75%	Moultonborough	3.24%				
Colebrook	4.57%	New Boston	4.10%	Hillsborough	3.75%	Sandwich	3.24%				