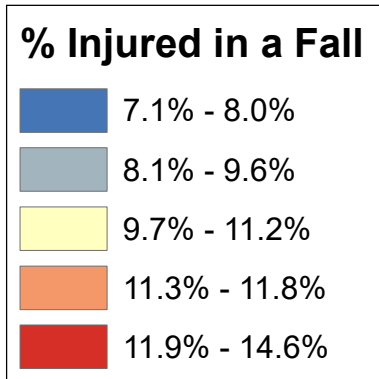
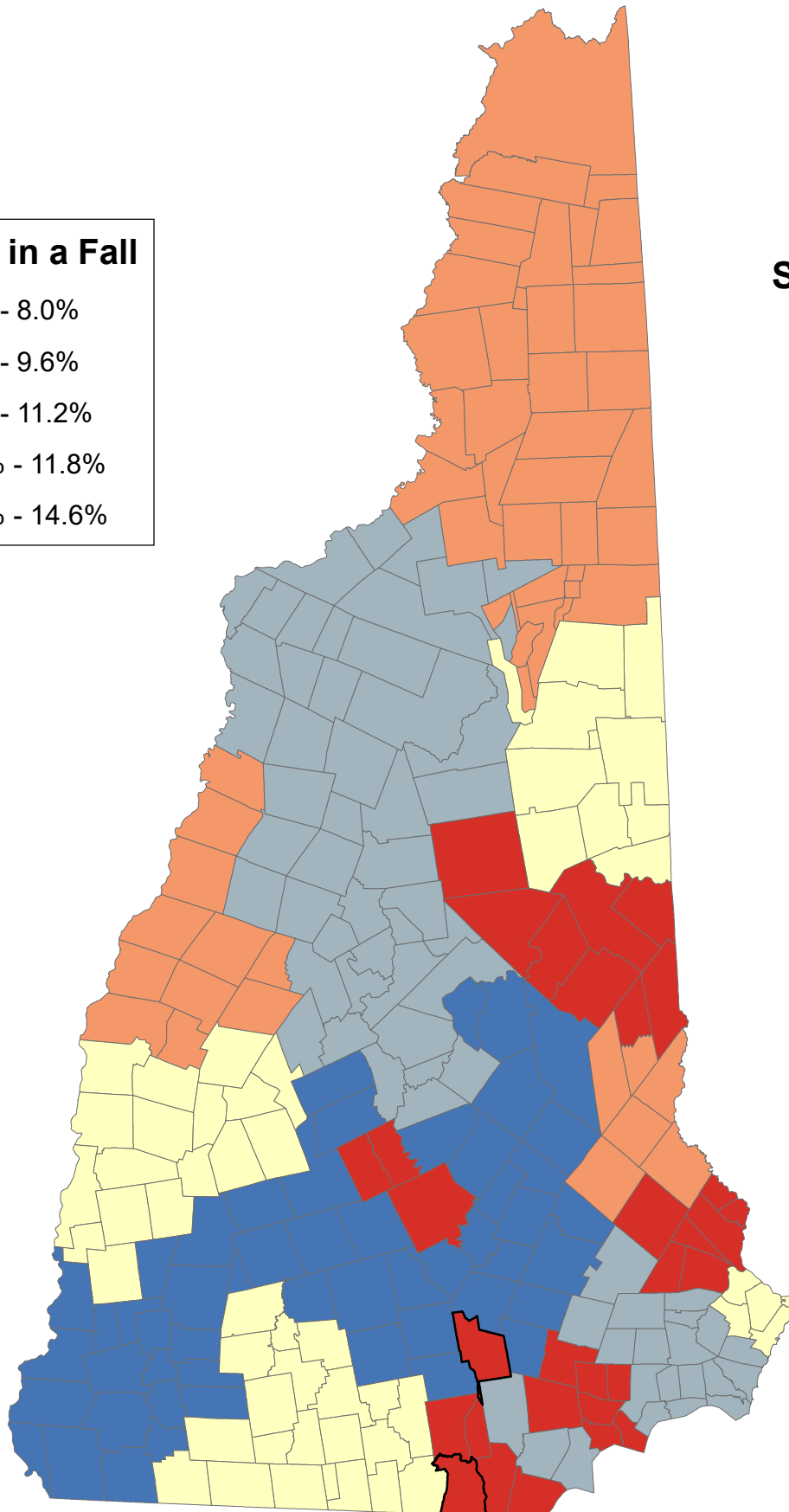


Percentage of Persons Age 60+ Years Injured in a Fall within Last 12 Months

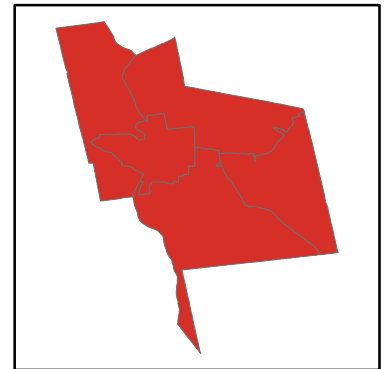


State Average: 10.4%

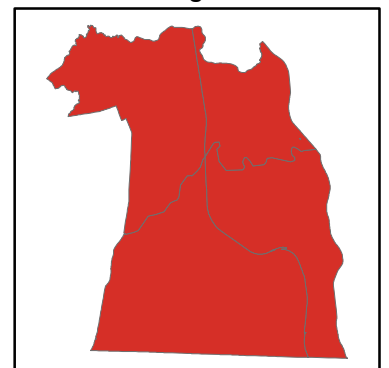
Source: BRFSS,
2012, 2014, 2016



Manchester Neighborhoods



Nashua Neighborhoods



% 60+ Injured in a Fall within Last 12 Months

Acworth	11.23%	Dalton	9.64%	Haverhill	9.64%	Nelson	7.98%	South Hampton	8.86%	Manchester	
Albany	11.08%	Danbury	9.60%	Hebron	8.24%	New Boston	7.62%	Springfield	11.23%	Central Manchester	12.29%
Alexandria	8.24%	Danville	12.31%	Henniker	7.09%	New Castle	10.37%	Stark	11.85%	Manchester: West	12.29%
Allenstown	7.64%	Deerfield	7.62%	Hill	9.60%	New Durham	11.54%	Stewartstown	11.85%	Manchester: South	12.29%
Alstead	11.23%	Deering	7.09%	Hillsborough	7.09%	New Hampton	9.60%	Stoddard	7.98%	Manchester: North	12.29%
Alton	7.15%	Derry	12.31%	Hinsdale	7.98%	New Ipswich	10.70%	Strafford	11.54%	Manchester: East	12.29%
Amherst	10.02%	Dorchester	8.24%	Holderness	8.24%	New London	11.23%	Stratford	11.85%		
Andover	7.09%	Dover	12.16%	Hollis	10.02%	Newbury	11.23%	Stratham	9.00%	Nashua	
Antrim	10.70%	Dublin	7.98%	Hooksett	7.62%	Newfields	9.00%	Sugar Hill	9.64%	Nashua: Zip 03060	12.50%
Ashland	8.24%	Dummer	11.29%	Hopkinton	7.09%	Newington	10.37%	Sullivan	7.87%	Nashua: Zip 03062	12.50%
Atkinson	12.31%	Dunbarton	7.09%	Hudson	11.98%	Newmarket	8.86%	Sunapee	11.23%	Nashua: Zip 03063	12.50%
Auburn	7.62%	Durham	12.16%	Jackson	11.08%	Newport	11.23%	Surry	7.87%	Nashua: Zip 03064	12.50%
Barnstead	7.15%	East Kingston	8.86%	Jaffrey	10.70%	Newton	8.86%	Sutton	11.23%		
Barrington	12.16%	Easton	9.64%	Jefferson	11.85%	North Hampton	9.00%	Swanzey	7.98%		
Bartlett	11.08%	Eaton	11.08%	Keene	7.87%	Northfield	9.60%	Tamworth	11.08%		
Bath	9.64%	Effingham	14.62%	Kensington	9.00%	Northumberland	11.85%	Temple	10.70%		
Bedford	7.62%	Ellsworth	8.24%	Kingston	8.86%	Northwood	7.64%	Thornton	8.24%	Unincorporated Places	
Belmont	9.60%	Enfield	11.35%	Laconia	7.15%	Nottingham	8.86%	Tilton	9.60%	<i>Atkinson and Gilmanton Academy Grant</i>	
Bennington	10.70%	Epping	8.86%	Lancaster	11.85%	Orange	11.35%	Troy	7.98%	<i>Bean's Grant</i>	
Benton	9.64%	Epsom	7.64%	Landaff	9.64%	Orford	11.35%	Tuftonboro	14.62%	<i>Bean's Purchase</i>	
Berlin	11.29%	Errol	11.29%	Langdon	11.23%	Ossipee	14.62%	Unity	11.23%	<i>Cambridge</i>	
Bethlehem	9.64%	Exeter	9.00%	Lebanon	11.35%	Pelham	11.98%	Wakefield	14.62%	<i>Chandler's Purchase</i>	
Boscawen	13.96%	Farmington	11.54%	Lee	12.16%	Pembroke	7.64%	Walpole	7.98%	<i>Crawford's Purchase</i>	
Bow	7.64%	Fitzwilliam	10.70%	Lempster	11.23%	Peterborough	10.70%	Warner	7.09%	<i>Cutt's Grant</i>	
Bradford	7.09%	Francestown	10.70%	Lincoln	8.24%	Piermont	11.35%	Warren	8.24%	<i>Dix's Grant</i>	
Brentwood	9.00%	Franconia	9.64%	Lisbon	9.64%	Pittsburg	11.85%	Washington	7.09%	<i>Dixville</i>	
Bridgewater	8.24%	Franklin	9.60%	Litchfield	11.98%	Pittsfield	7.64%	Waterville Valley	8.24%	<i>Erving's Location</i>	
Bristol	8.24%	Freedom	11.08%	Littleton	9.64%	Plainfield	11.35%	Weare	7.09%	<i>Green's Grant</i>	
Brookfield	14.62%	Fremont	8.86%	Londonderry	9.55%	Plaisow	12.31%	Webster	13.96%	<i>Hadley's Purchase</i>	
Brookline	10.02%	Gilford	7.15%	Loudon	7.64%	Plymouth	8.24%	Wentworth	8.24%	<i>Kilkenny</i>	
Campton	8.24%	Gilmanton	7.15%	Lyman	9.64%	Portsmouth	10.37%	Westmoreland	7.98%	<i>Livermore</i>	
Canaan	11.35%	Gilsum	7.98%	Lyme	11.35%	Randolph	11.85%	Whitefield	9.64%	<i>Low and Burbank's Grant</i>	
Candia	7.62%	Goffstown	7.62%	Lyndeborough	10.02%	Raymond	8.86%	Wilmot	11.23%	<i>Martin's Location</i>	
Canterbury	7.64%	Gorham	11.29%	Madbury	12.16%	Richmond	7.98%	Wilton	10.02%	<i>Millsfield</i>	
Carroll	9.64%	Goshen	11.23%	Madison	11.08%	Rindge	10.70%	Winchester	7.98%	<i>Odell</i>	
Center Harbor	9.60%	Grafton	11.35%	Manchester	12.29%	Rochester	11.54%	Windham	9.55%	<i>Pinkham's Grant</i>	
Charlestown	11.23%	Grantham	11.35%	Marlborough	7.98%	Rollinsford	12.16%	Windsor	7.09%	<i>Sargent's Purchase</i>	
Chatham	11.08%	Greenfield	10.70%	Marlow	7.98%	Roxbury	7.87%	Wolfeboro	14.62%	<i>Second College Grant</i>	
Chester	12.31%	Greenland	10.37%	Mason	10.02%	Rumney	8.24%	Woodstock	8.24%	<i>Success</i>	
Chesterfield	7.98%	Greenville	10.02%	Meredith	9.60%	Rye	10.37%			<i>Thompson and Meserves Purchase</i>	
Chichester	7.64%	Groton	8.24%	Merrimack	11.98%	Salem	9.55%			<i>Wentworth's Location</i>	
Claremont	11.23%	Hale's Location	11.08%	Middleton	11.54%	Salisbury	7.09%				
Clarksville	11.85%	Hampstead	12.31%	Milan	11.29%	Sanbornton	9.60%				
Colebrook	11.85%	Hampton	9.00%	Milford	10.02%	Sandown	12.31%				
Columbia	11.85%	Hampton Falls	8.86%	Milton	11.54%	Sandwich	14.62%				
Concord	13.96%	Hancock	10.70%	Monroe	9.64%	Seabrook	8.86%				
Conway	11.08%	Hanover	11.35%	Mont Vernon	10.02%	Sharon	10.70%				
Cornish	11.23%	Harrisville	7.98%	Moultonborough	14.62%	Shelburne	11.29%				
Croydon	11.23%	Hart's Location	11.08%	Nashua	12.50%	Somersworth	12.16%				

% 60+ Injured in a Fall within Last 12 Months (Ranked)

Brookfield	14.62%	Enfield	11.35%	Hancock	10.70%	Brentwood	9.00%	Westmoreland	7.98%	Manchester	
Effingham	14.62%	Grafton	11.35%	Jaffrey	10.70%	Exeter	9.00%	Winchester	7.98%	Central Manchester	12.29%
Moultonborough	14.62%	Grantham	11.35%	New Ipswich	10.70%	Hampton	9.00%	Keene	7.87%	Manchester: West	12.29%
Ossipee	14.62%	Hanover	11.35%	Peterborough	10.70%	Kensington	9.00%	Roxbury	7.87%	Manchester: South	12.29%
Sandwich	14.62%	Lebanon	11.35%	Rindge	10.70%	Newfields	9.00%	Sullivan	7.87%	Manchester: North	12.29%
Tuftonboro	14.62%	Lyme	11.35%	Sharon	10.70%	North Hampton	9.00%	Surry	7.87%	Manchester: East	12.29%
Wakefield	14.62%	Orange	11.35%	Temple	10.70%	Stratham	9.00%	Allenstown	7.64%		
Wolfeboro	14.62%	Orford	11.35%	Greenland	10.37%	East Kingston	8.86%	Bow	7.64%	Nashua	
Boscawen	13.96%	Piermont	11.35%	New Castle	10.37%	Epping	8.86%	Canterbury	7.64%	Nashua: Zip 03060	12.50%
Concord	13.96%	Plainfield	11.35%	Newington	10.37%	Fremont	8.86%	Chichester	7.64%	Nashua: Zip 03062	12.50%
Webster	13.96%	Berlin	11.29%	Portsmouth	10.37%	Hampton Falls	8.86%	Epsom	7.64%	Nashua: Zip 03063	12.50%
Nashua	12.50%	Dummer	11.29%	Rye	10.37%	Kingston	8.86%	Loudon	7.64%	Nashua: Zip 03064	12.50%
Atkinson	12.31%	Errol	11.29%	Amherst	10.02%	Newmarket	8.86%	Northwood	7.64%		
Chester	12.31%	Gorham	11.29%	Brookline	10.02%	Newton	8.86%	Pembroke	7.64%		
Danville	12.31%	Milan	11.29%	Greenville	10.02%	Nottingham	8.86%	Pittsfield	7.64%		
Derry	12.31%	Shelburne	11.29%	Hollis	10.02%	Raymond	8.86%	Auburn	7.62%		
Hampstead	12.31%	Acworth	11.23%	Lyndeborough	10.02%	Seabrook	8.86%	Bedford	7.62%	Unincorporated Places	
Plaistow	12.31%	Alstead	11.23%	Mason	10.02%	South Hampton	8.86%	Candia	7.62%	<i>Atkinson and Gilmanton Academy Grant</i>	
Sandown	12.31%	Charlestown	11.23%	Milford	10.02%	Alexandria	8.24%	Deerfield	7.62%	<i>Bean's Grant</i>	
Manchester	12.29%	Claremont	11.23%	Mont Vernon	10.02%	Ashland	8.24%	Goffstown	7.62%	<i>Bean's Purchase</i>	
Barrington	12.16%	Cornish	11.23%	Wilton	10.02%	Bridgewater	8.24%	Hooksett	7.62%	<i>Cambridge</i>	
Dover	12.16%	Croydon	11.23%	Bath	9.64%	Bristol	8.24%	New Boston	7.62%	<i>Chandler's Purchase</i>	
Durham	12.16%	Goshen	11.23%	Benton	9.64%	Campton	8.24%	Hillsborough	7.15%	<i>Crawford's Purchase</i>	
Lee	12.16%	Langdon	11.23%	Bethlehem	9.64%	Dorchester	8.24%	Barnstead	7.15%	<i>Cutt's Grant</i>	
Madbury	12.16%	Lempster	11.23%	Carroll	9.64%	Ellsworth	8.24%	Gilford	7.15%	<i>Dix's Grant</i>	
Rollinsford	12.16%	New London	11.23%	Dalton	9.64%	Groton	8.24%	Gilmanton	7.15%	<i>Dixville</i>	
Somersworth	12.16%	Newbury	11.23%	Easton	9.64%	Hebron	8.24%	Laconia	7.15%	<i>Erving's Location</i>	
Hudson	11.98%	Newport	11.23%	Franconia	9.64%	Holderness	8.24%	Andover	7.09%	<i>Green's Grant</i>	
Litchfield	11.98%	Springfield	11.23%	Haverhill	9.64%	Lincoln	8.24%	Bradford	7.09%	<i>Hadley's Purchase</i>	
Merrimack	11.98%	Sunapee	11.23%	Landaff	9.64%	Plymouth	8.24%	Deering	7.09%	<i>Kilkenny</i>	
Pelham	11.98%	Sutton	11.23%	Lisbon	9.64%	Rumney	8.24%	Dunbarton	7.09%	<i>Livermore</i>	
Clarksville	11.85%	Unity	11.23%	Littleton	9.64%	Thornton	8.24%	Henniker	7.09%	<i>Low and Burbank's Grant</i>	
Colebrook	11.85%	Wilmot	11.23%	Lyman	9.64%	Warren	8.24%	Hillsborough	7.09%	<i>Martin's Location</i>	
Columbia	11.85%	Albany	11.08%	Monroe	9.64%	Waterville Valley	8.24%	Hopkinton	7.09%	<i>Millsfield</i>	
Jefferson	11.85%	Bartlett	11.08%	Sugar Hill	9.64%	Wentworth	8.24%	Salisbury	7.09%	<i>Odell</i>	
Lancaster	11.85%	Chatham	11.08%	Whitefield	9.64%	Woodstock	8.24%	Warner	7.09%	<i>Pinkham's Grant</i>	
Northumberland	11.85%	Conway	11.08%	Belmont	9.60%	Chesterfield	7.98%	Washington	7.09%	<i>Sargent's Purchase</i>	
Pittsburg	11.85%	Eaton	11.08%	Center Harbor	9.60%	Dublin	7.98%	Weare	7.09%	<i>Second College Grant</i>	
Randolph	11.85%	Freedom	11.08%	Danbury	9.60%	Gilsum	7.98%	Windsor	7.09%	<i>Success</i>	
Stark	11.85%	Hale's Location	11.08%	Franklin	9.60%	Harrisville	7.98%			<i>Thompson and Meserves Purchase</i>	
Stewartstown	11.85%	Hart's Location	11.08%	Hill	9.60%	Hinsdale	7.98%			<i>Wentworth's Location</i>	
Stratford	11.85%	Jackson	11.08%	Meredith	9.60%	Marlborough	7.98%				
Farmington	11.54%	Madison	11.08%	New Hampton	9.60%	Marlow	7.98%				
Middleton	11.54%	Tamworth	11.08%	Northfield	9.60%	Nelson	7.98%				
Milton	11.54%	Antrim	10.70%	Sanbornton	9.60%	Richmond	7.98%				
New Durham	11.54%	Bennington	10.70%	Tilton	9.60%	Stoddard	7.98%				
Rochester	11.54%	Fitzwilliam	10.70%	Londonderry	9.55%	Swanzey	7.98%				
Strafford	11.54%	Francestown	10.70%	Salem	9.55%	Troy	7.98%				
Canaan	11.35%	Greenfield	10.70%	Windham	9.55%	Walpole	7.98%				