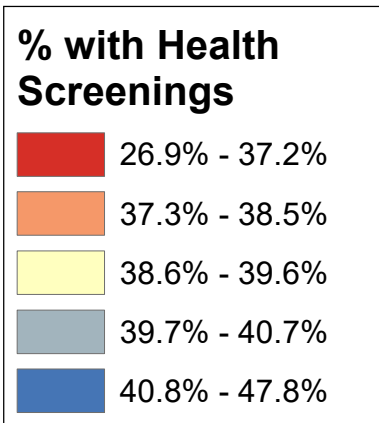
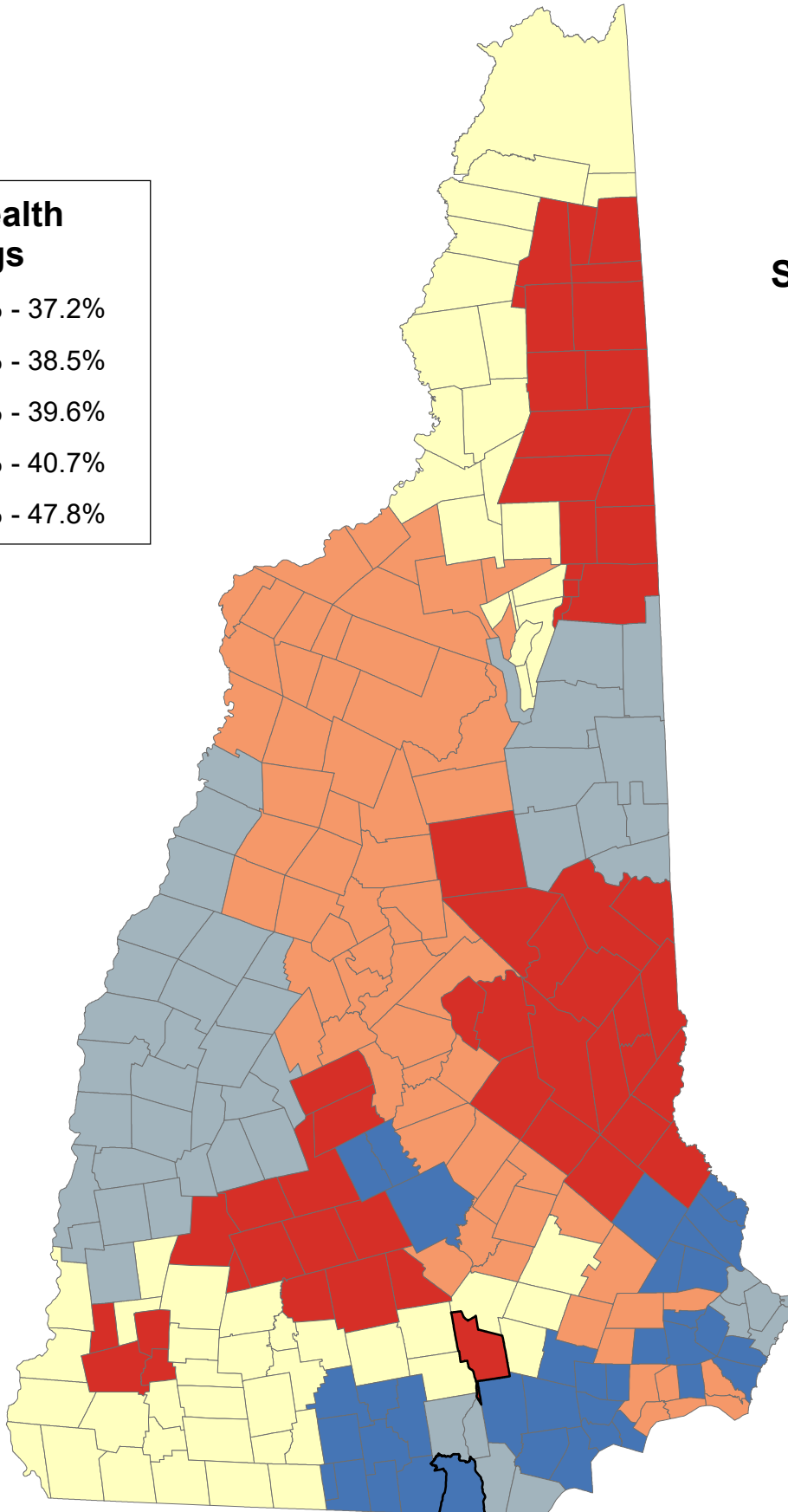


Percentage of Persons Age 60+ Years with Health Screenings (Meets 100% Centers for Disease Control Guidelines)

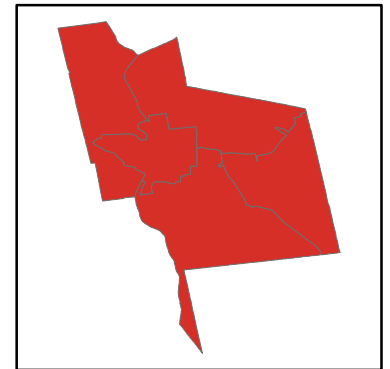


State Average: 40.3%

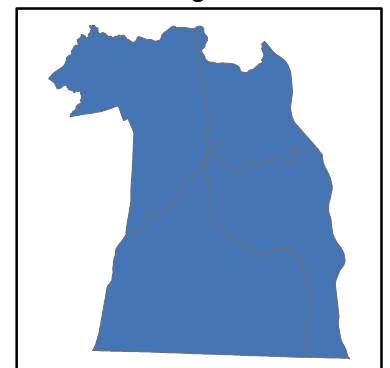
Source: BRFSS,
2012, 2014, 2016



Manchester Neighborhoods



Nashua Neighborhoods



% 60+ Met CDC Preventive Health Screening Goals

Acworth	40.71%	Dalton	38.16%	Haverhill	38.16%	Nelson	39.60%	South Hampton	37.86%	Manchester	
Albany	39.72%	Danbury	37.96%	Hebron	38.48%	New Boston	38.48%	Springfield	40.71%	Central Manchester	34.89%
Alexandria	38.48%	Danville	47.82%	Henniker	35.25%	New Castle	40.63%	Stark	38.50%	Manchester: West	34.89%
Allenstown	37.98%	Deerfield	38.48%	Hill	37.96%	New Durham	37.03%	Stewartstown	38.50%	Manchester: South	34.89%
Alstead	40.71%	Deering	35.25%	Hillsborough	35.25%	New Hampton	37.96%	Stoddard	39.60%	Manchester: North	34.89%
Alton	35.54%	Derry	47.82%	Hinsdale	39.60%	New Ipswich	39.37%	Strafford	37.03%	Manchester: East	34.89%
Amherst	45.18%	Dorchester	38.48%	Holderness	38.48%	New London	40.71%	Stratford	38.50%		
Andover	35.25%	Dover	44.33%	Hollis	45.18%	Newbury	40.71%	Stratham	45.00%	Nashua	
Antrim	39.37%	Dublin	39.60%	Hooksett	38.48%	Newfields	45.00%	Sugar Hill	38.16%	Nashua: Zip 03060	44.38%
Ashland	38.48%	Dummer	26.90%	Hopkinton	35.25%	Newington	40.63%	Sullivan	35.18%	Nashua: Zip 03062	44.38%
Atkinson	47.82%	Dunbarton	35.25%	Hudson	40.48%	Newmarket	37.86%	Sunapee	40.71%	Nashua: Zip 03063	44.38%
Auburn	38.48%	Durham	44.33%	Jackson	39.72%	Newport	40.71%	Surry	35.18%	Nashua: Zip 03064	44.38%
Barnstead	35.54%	East Kingston	37.86%	Jaffrey	39.37%	Newton	37.86%	Sutton	40.71%		
Barrington	44.33%	Easton	38.16%	Jefferson	38.50%	North Hampton	45.00%	Swanzey	39.60%		
Bartlett	39.72%	Eaton	39.72%	Keene	35.18%	Northfield	37.96%	Tamworth	39.72%		
Bath	38.16%	Effingham	37.23%	Kensington	45.00%	Northumberland	38.50%	Temple	39.37%		
Bedford	38.48%	Ellsworth	38.48%	Kingston	37.86%	Northwood	37.98%	Thornton	38.48%	Unincorporated Places	
Belmont	37.96%	Enfield	39.73%	Laconia	35.54%	Nottingham	37.86%	Tilton	37.96%	<i>Atkinson and Gilmanton Academy Grant</i>	
Bennington	39.37%	Epping	37.86%	Lancaster	38.50%	Orange	39.73%	Troy	39.60%	<i>Bean's Grant</i>	
Benton	38.16%	Epsom	37.98%	Landaff	38.16%	Orford	39.73%	Tuftonboro	37.23%	<i>Bean's Purchase</i>	
Berlin	26.90%	Errol	26.90%	Langdon	40.71%	Ossipee	37.23%	Unity	40.71%	<i>Cambridge</i>	
Bethlehem	38.16%	Exeter	45.00%	Lebanon	39.73%	Pelham	40.48%	Wakefield	37.23%	<i>Chandler's Purchase</i>	
Boscawen	41.40%	Farmington	37.03%	Lee	44.33%	Pembroke	37.98%	Walpole	39.60%	<i>Crawford's Purchase</i>	
Bow	37.98%	Fitzwilliam	39.37%	Lempster	40.71%	Peterborough	39.37%	Warner	35.25%	<i>Cutt's Grant</i>	
Bradford	35.25%	Francestown	39.37%	Lincoln	38.48%	Piermont	39.73%	Warren	38.48%	<i>Dix's Grant</i>	
Brentwood	45.00%	Franconia	38.16%	Lisbon	38.16%	Pittsburg	38.50%	Washington	35.25%	<i>Dixville</i>	
Bridgewater	38.48%	Franklin	37.96%	Litchfield	40.48%	Pittsfield	37.98%	Waterville Valley	38.48%	<i>Erving's Location</i>	
Bristol	38.48%	Freedom	39.72%	Littleton	38.16%	Plainfield	39.73%	Wear	35.25%	<i>Green's Grant</i>	
Brookfield	37.23%	Fremont	37.86%	Londonderry	46.35%	Plaisow	47.82%	Webster	41.40%	<i>Hadley's Purchase</i>	
Brookline	45.18%	Gilford	35.54%	Loudon	37.98%	Plymouth	38.48%	Wentworth	38.48%	<i>Kilkenny</i>	
Campton	38.48%	Gilmanton	35.54%	Lyman	38.16%	Portsmouth	40.63%	Westmoreland	39.60%	<i>Livermore</i>	
Canaan	39.73%	Gilsum	39.60%	Lyme	39.73%	Randolph	38.50%	Whitefield	38.16%	<i>Low and Burbank's Grant</i>	
Candia	38.48%	Goffstown	38.48%	Lyndeborough	45.18%	Raymond	37.86%	Wilmot	40.71%	<i>Martin's Location</i>	
Canterbury	37.98%	Gorham	26.90%	Madbury	44.33%	Richmond	39.60%	Wilton	45.18%	<i>Millsfield</i>	
Carroll	38.16%	Goshen	40.71%	Madison	39.72%	Rindge	39.37%	Winchester	39.60%	<i>Odell</i>	
Center Harbor	37.96%	Grafton	39.73%	Manchester	34.89%	Rochester	37.03%	Windham	46.35%	<i>Pinkham's Grant</i>	
Charlestown	40.71%	Grantham	39.73%	Marlborough	39.60%	Rollinsford	44.33%	Windsor	35.25%	<i>Sargent's Purchase</i>	
Chatham	39.72%	Greenfield	39.37%	Marlow	39.60%	Roxbury	35.18%	Wolfeboro	37.23%	<i>Second College Grant</i>	
Chester	47.82%	Greenland	40.63%	Mason	45.18%	Rumney	38.48%	Woodstock	38.48%	<i>Success</i>	
Chesterfield	39.60%	Greenville	45.18%	Meredith	37.96%	Rye	40.63%			<i>Thompson and Meserves Purchase</i>	
Chichester	37.98%	Groton	38.48%	Merrimack	40.48%	Salem	46.35%			<i>Wentworth's Location</i>	
Claremont	40.71%	Hale's Location	39.72%	Middleton	37.03%	Salisbury	35.25%				
Clarksville	38.50%	Hampstead	47.82%	Milan	26.90%	Sanbornton	37.96%				
Colebrook	38.50%	Hampton	45.00%	Milford	45.18%	Sandown	47.82%				
Columbia	38.50%	Hampton Falls	37.86%	Milton	37.03%	Sandwich	37.23%				
Concord	41.40%	Hancock	39.37%	Monroe	38.16%	Seabrook	37.86%				
Conway	39.72%	Hanover	39.73%	Mont Vernon	45.18%	Sharon	39.37%				
Cornish	40.71%	Harrisville	39.60%	Moultonborough	37.23%	Shelburne	26.90%				
Croydon	40.71%	Hart's Location	39.72%	Nashua	44.38%	Somersworth	44.33%				

% 60+ Met CDC Preventive Health Screening Goals (Ranked)

Atkinson	47.82%	Springfield	40.71%	Westmoreland	39.60%	Woodstock	38.48%	Ossipee	37.23%	Manchester	
Chester	47.82%	Sunapee	40.71%	Winchester	39.60%	Bath	38.16%	Sandwich	37.23%	Central Manchester	34.89%
Danville	47.82%	Sutton	40.71%	Antrim	39.37%	Benton	38.16%	Tuftonboro	37.23%	Manchester: West	34.89%
Derry	47.82%	Unity	40.71%	Bennington	39.37%	Bethlehem	38.16%	Wakefield	37.23%	Manchester: South	34.89%
Hampstead	47.82%	Wilmot	40.71%	Fitzwilliam	39.37%	Carroll	38.16%	Wolfeboro	37.23%	Manchester: North	34.89%
Plaistow	47.82%	Greenland	40.63%	Francestown	39.37%	Dalton	38.16%	Farmington	37.03%	Manchester: East	34.89%
Sandown	47.82%	New Castle	40.63%	Greenfield	39.37%	Easton	38.16%	Middleton	37.03%		
Londonderry	46.35%	Newington	40.63%	Hancock	39.37%	Franconia	38.16%	Milton	37.03%	Nashua	
Salem	46.35%	Portsmouth	40.63%	Jaffrey	39.37%	Haverhill	38.16%	New Durham	37.03%	Nashua: Zip 03060	44.38%
Windham	46.35%	Rye	40.63%	New Ipswich	39.37%	Landaff	38.16%	Rochester	37.03%	Nashua: Zip 03062	44.38%
Amherst	45.18%	Hudson	40.48%	Peterborough	39.37%	Lisbon	38.16%	Strafford	37.03%	Nashua: Zip 03063	44.38%
Brookline	45.18%	Litchfield	40.48%	Rindge	39.37%	Littleton	38.16%	Alton	35.54%	Nashua: Zip 03064	44.38%
Greenville	45.18%	Merrimack	40.48%	Sharon	39.37%	Lyman	38.16%	Barnstead	35.54%		
Hollis	45.18%	Pelham	40.48%	Temple	39.37%	Monroe	38.16%	Gilford	35.54%		
Lyndeborough	45.18%	Canaan	39.73%	Clarksville	38.50%	Sugar Hill	38.16%	Gilmanton	35.54%		
Mason	45.18%	Enfield	39.73%	Colebrook	38.50%	Whitefield	38.16%	Laconia	35.54%		
Milford	45.18%	Grafton	39.73%	Columbia	38.50%	Allenstown	37.98%	Andover	35.25%	Unincorporated Places	
Mont Vernon	45.18%	Grantham	39.73%	Jefferson	38.50%	Bow	37.98%	Bradford	35.25%	<i>Atkinson and Gilmanton Academy Grant</i>	
Wilton	45.18%	Hanover	39.73%	Lancaster	38.50%	Canterbury	37.98%	Deering	35.25%	<i>Bean's Grant</i>	
Brentwood	45.00%	Lebanon	39.73%	Northumberland	38.50%	Chichester	37.98%	Dunbarton	35.25%	<i>Bean's Purchase</i>	
Exeter	45.00%	Lyme	39.73%	Pittsburg	38.50%	Epsom	37.98%	Henniker	35.25%	<i>Cambridge</i>	
Hampton	45.00%	Orange	39.73%	Randolph	38.50%	Loudon	37.98%	Hillsborough	35.25%	<i>Chandler's Purchase</i>	
Kensington	45.00%	Orford	39.73%	Stark	38.50%	Northwood	37.98%	Manchester	35.25%	<i>Crawford's Purchase</i>	
Newfields	45.00%	Piermont	39.73%	Stewartstown	38.50%	Pembroke	37.98%	Salisbury	35.25%	<i>Cutt's Grant</i>	
North Hampton	45.00%	Plainfield	39.73%	Stratford	38.50%	Pittsfield	37.98%	Warner	35.25%	<i>Dix's Grant</i>	
Stratham	45.00%	Albany	39.72%	Auburn	38.48%	Belmont	37.96%	Washington	35.25%	<i>Dixville</i>	
Nashua	44.38%	Bartlett	39.72%	Bedford	38.48%	Center Harbor	37.96%	Weare	35.25%	<i>Erving's Location</i>	
Barrington	44.33%	Chatham	39.72%	Candia	38.48%	Danbury	37.96%	Windsor	35.25%	<i>Green's Grant</i>	
Dover	44.33%	Conway	39.72%	Deerfield	38.48%	Franklin	37.96%	Keene	35.18%	<i>Hadley's Purchase</i>	
Durham	44.33%	Eaton	39.72%	Goffstown	38.48%	Hill	37.96%	Roxbury	35.18%	<i>Kilkenny</i>	
Lee	44.33%	Freedom	39.72%	Hooksett	38.48%	Meredith	37.96%	Sullivan	35.18%	<i>Livermore</i>	
Madbury	44.33%	Hale's Location	39.72%	New Boston	38.48%	New Hampton	37.96%	Surry	35.18%	<i>Low and Burbank's Grant</i>	
Rollinsford	44.33%	Hart's Location	39.72%	Alexandria	38.48%	Northfield	37.96%	Manchester	34.89%	<i>Martin's Location</i>	
Somersworth	44.33%	Jackson	39.72%	Ashland	38.48%	Sanbornton	37.96%	Berlin	26.90%	<i>Millsfield</i>	
Boscawen	41.40%	Madison	39.72%	Bridgewater	38.48%	Tilton	37.96%	Dummer	26.90%	<i>Odell</i>	
Concord	41.40%	Tamworth	39.72%	Bristol	38.48%	East Kingston	37.86%	Errol	26.90%	<i>Pinkham's Grant</i>	
Webster	41.40%	Chesterfield	39.60%	Campton	38.48%	Epping	37.86%	Gorham	26.90%	<i>Sargent's Purchase</i>	
Acworth	40.71%	Dublin	39.60%	Dorchester	38.48%	Fremont	37.86%	Milan	26.90%	<i>Second College Grant</i>	
Alstead	40.71%	Gilsum	39.60%	Ellsworth	38.48%	Hampton Falls	37.86%	Shelburne	26.90%	<i>Success</i>	
Charlestown	40.71%	Harrisville	39.60%	Groton	38.48%	Kingston	37.86%			<i>Thompson and Meserves Purchase</i>	
Claremont	40.71%	Hinsdale	39.60%	Hebron	38.48%	Newmarket	37.86%			<i>Wentworth's Location</i>	
Cornish	40.71%	Marlborough	39.60%	Holderness	38.48%	Newton	37.86%				
Croydon	40.71%	Marlow	39.60%	Lincoln	38.48%	Nottingham	37.86%				
Goshen	40.71%	Nelson	39.60%	Plymouth	38.48%	Raymond	37.86%				
Langdon	40.71%	Richmond	39.60%	Rumney	38.48%	Seabrook	37.86%				
Lempster	40.71%	Stoddard	39.60%	Thornton	38.48%	South Hampton	37.86%				
New London	40.71%	Swanzey	39.60%	Warren	38.48%	Brookfield	37.23%				
Newbury	40.71%	Troy	39.60%	Waterville Valley	38.48%	Effingham	37.23%				
Newport	40.71%	Walpole	39.60%	Wentworth	38.48%	Moultonborough	37.23%				