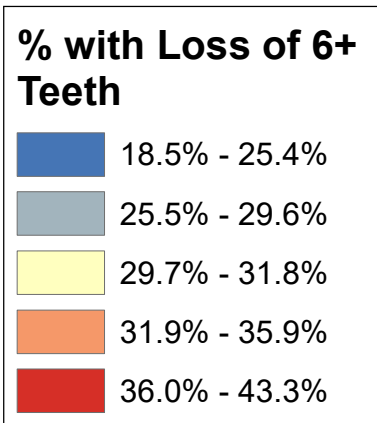
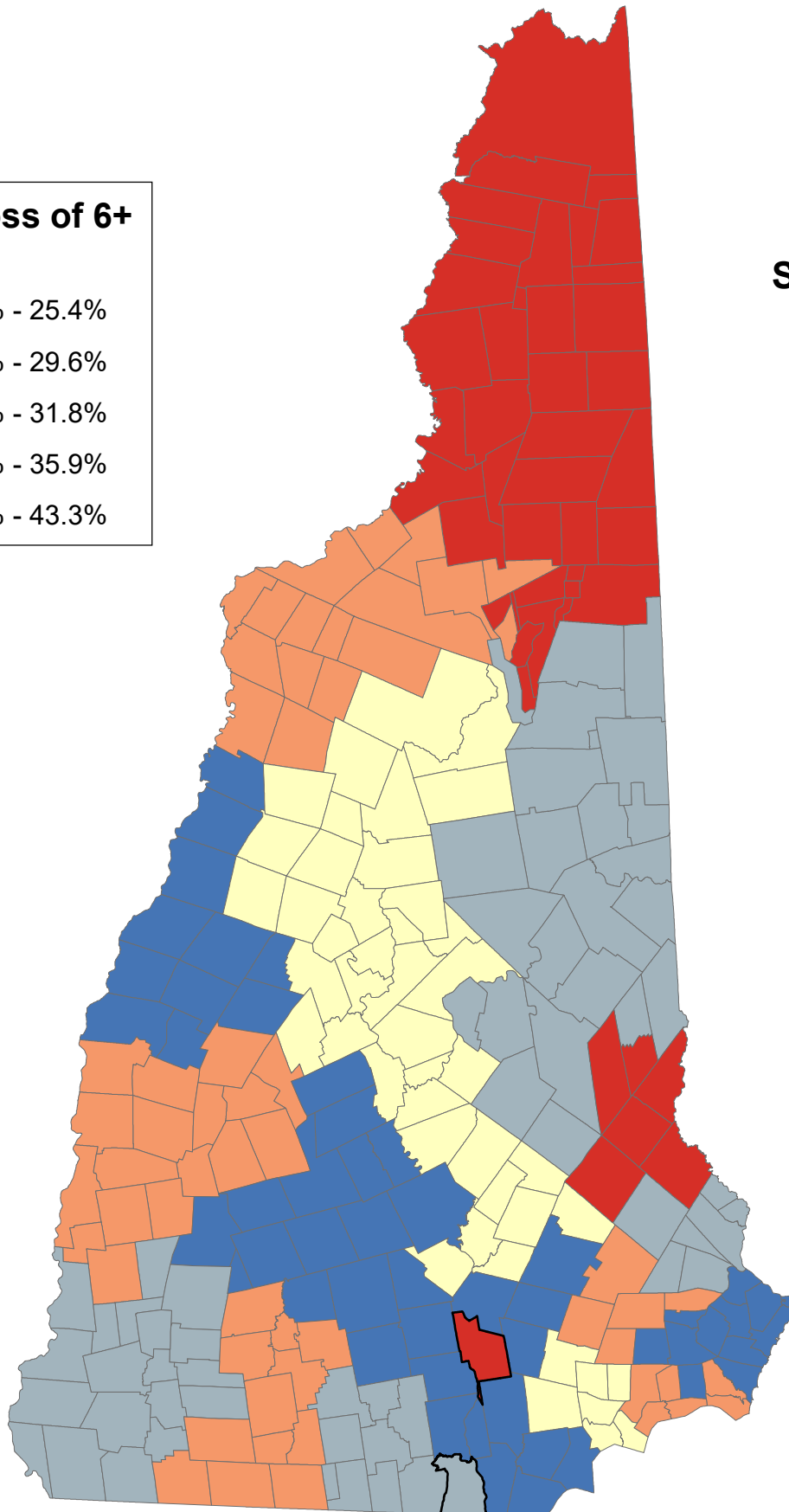


Percentage of Persons Age 60+ Years with Loss of 6+ Teeth

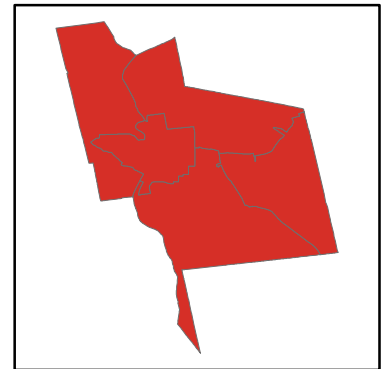


State Average: 29.0%

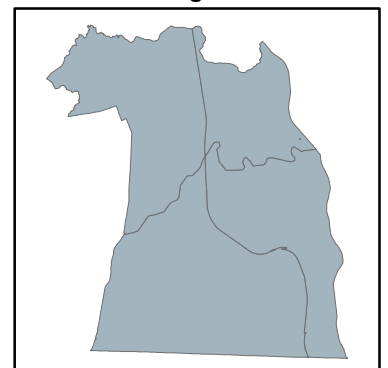
Source: BRFSS, 2012, 2014, 2016



Manchester Neighborhoods



Nashua Neighborhoods



% 60+ with Loss of 6 or More Teeth

| | | | | | | | | | | | |
|---------------|--------|-----------------|--------|----------------|--------|----------------|--------|-------------------|--------|---|--------|
| Acworth | 32.80% | Dalton | 33.55% | Haverhill | 33.55% | Nelson | 29.60% | South Hampton | 35.88% | Manchester | |
| Albany | 29.37% | Danbury | 31.21% | Hebron | 31.72% | New Boston | 22.25% | Springfield | 32.80% | Central Manchester | 36.76% |
| Alexandria | 31.72% | Danville | 30.79% | Henniker | 24.03% | New Castle | 23.12% | Stark | 41.93% | Manchester: West | 36.76% |
| Allenstown | 30.64% | Deerfield | 22.25% | Hill | 31.21% | New Durham | 36.49% | Stewartstown | 41.93% | Manchester: South | 36.76% |
| Alstead | 32.80% | Deering | 24.03% | Hillsborough | 24.03% | New Hampton | 31.21% | Stoddard | 29.60% | Manchester: North | 36.76% |
| Alton | 27.70% | Derry | 30.79% | Hinsdale | 29.60% | New Ipswich | 32.66% | Strafford | 36.49% | Manchester: East | 36.76% |
| Amherst | 26.35% | Dorchester | 31.72% | Holderness | 31.72% | New London | 32.80% | Stratford | 41.93% | | |
| Andover | 24.03% | Dover | 26.94% | Hollis | 26.35% | Newbury | 32.80% | Stratham | 20.37% | Nashua | |
| Antrim | 32.66% | Dublin | 29.60% | Hooksett | 22.25% | Newfields | 20.37% | Sugar Hill | 33.55% | Nashua: Zip 03060 | 28.44% |
| Ashland | 31.72% | Dummer | 43.34% | Hopkinton | 24.03% | Newington | 23.12% | Sullivan | 27.26% | Nashua: Zip 03062 | 28.44% |
| Atkinson | 30.79% | Dunbarton | 24.03% | Hudson | 23.89% | Newmarket | 35.88% | Sunapee | 32.80% | Nashua: Zip 03063 | 28.44% |
| Auburn | 22.25% | Durham | 26.94% | Jackson | 29.37% | Newport | 32.80% | Surry | 27.26% | Nashua: Zip 03064 | 28.44% |
| Barnstead | 27.70% | East Kingston | 35.88% | Jaffrey | 32.66% | Newton | 35.88% | Sutton | 32.80% | | |
| Barrington | 26.94% | Easton | 33.55% | Jefferson | 41.93% | North Hampton | 20.37% | Swanzey | 29.60% | | |
| Bartlett | 29.37% | Eaton | 29.37% | Keene | 27.26% | Northfield | 31.21% | Tamworth | 29.37% | | |
| Bath | 33.55% | Effingham | 27.77% | Kensington | 20.37% | Northumberland | 41.93% | Temple | 32.66% | | |
| Bedford | 22.25% | Ellsworth | 31.72% | Kingston | 35.88% | Northwood | 30.64% | Thornton | 31.72% | Unincorporated Places | |
| Belmont | 31.21% | Enfield | 18.51% | Laconia | 27.70% | Nottingham | 35.88% | Tilton | 31.21% | <i>Atkinson and Gilmanton Academy Grant</i> | |
| Bennington | 32.66% | Epping | 35.88% | Lancaster | 41.93% | Orange | 18.51% | Troy | 29.60% | <i>Bean's Grant</i> | |
| Benton | 33.55% | Epsom | 30.64% | Landaff | 33.55% | Orford | 18.51% | Tuftonboro | 27.77% | <i>Bean's Purchase</i> | |
| Berlin | 43.34% | Errol | 43.34% | Langdon | 32.80% | Ossipee | 27.77% | Unity | 32.80% | <i>Cambridge</i> | |
| Bethlehem | 33.55% | Exeter | 20.37% | Lebanon | 18.51% | Pelham | 23.89% | Wakefield | 27.77% | <i>Chandler's Purchase</i> | |
| Boscawen | 24.20% | Farmington | 36.49% | Lee | 26.94% | Pembroke | 30.64% | Walpole | 29.60% | <i>Crawford's Purchase</i> | |
| Bow | 30.64% | Fitzwilliam | 32.66% | Lempster | 32.80% | Peterborough | 32.66% | Warner | 24.03% | <i>Cutt's Grant</i> | |
| Bradford | 24.03% | Francestown | 32.66% | Lincoln | 31.72% | Piermont | 18.51% | Warren | 31.72% | <i>Dix's Grant</i> | |
| Brentwood | 20.37% | Franconia | 33.55% | Lisbon | 33.55% | Pittsburg | 41.93% | Washington | 24.03% | <i>Dixville</i> | |
| Bridgewater | 31.72% | Franklin | 31.21% | Litchfield | 23.89% | Pittsfield | 30.64% | Waterville Valley | 31.72% | <i>Erving's Location</i> | |
| Bristol | 31.72% | Freedom | 29.37% | Littleton | 33.55% | Plainfield | 18.51% | Weare | 24.03% | <i>Green's Grant</i> | |
| Brookfield | 27.77% | Fremont | 35.88% | Londonderry | 25.42% | Plaisow | 30.79% | Webster | 24.20% | <i>Hadley's Purchase</i> | |
| Brookline | 26.35% | Gilford | 27.70% | Loudon | 30.64% | Plymouth | 31.72% | Wentworth | 31.72% | <i>Kilkenny</i> | |
| Campton | 31.72% | Gilmanton | 27.70% | Lyman | 33.55% | Portsmouth | 23.12% | Westmoreland | 29.60% | <i>Livermore</i> | |
| Canaan | 18.51% | Gilsum | 29.60% | Lyme | 18.51% | Randolph | 41.93% | Whitefield | 33.55% | <i>Low and Burbank's Grant</i> | |
| Candia | 22.25% | Goffstown | 22.25% | Lyndeborough | 26.35% | Raymond | 35.88% | Wilmot | 32.80% | <i>Martin's Location</i> | |
| Canterbury | 30.64% | Gorham | 43.34% | Madbury | 26.94% | Richmond | 29.60% | Wilton | 26.35% | <i>Millsfield</i> | |
| Carroll | 33.55% | Goshen | 32.80% | Madison | 29.37% | Rindge | 32.66% | Winchester | 29.60% | <i>Odell</i> | |
| Center Harbor | 31.21% | Grafton | 18.51% | Manchester | 36.76% | Rochester | 36.49% | Windham | 25.42% | <i>Pinkham's Grant</i> | |
| Charlestown | 32.80% | Grantham | 18.51% | Marlborough | 29.60% | Rollinsford | 26.94% | Windsor | 24.03% | <i>Sargent's Purchase</i> | |
| Chatham | 29.37% | Greenfield | 32.66% | Marlow | 29.60% | Roxbury | 27.26% | Wolfeboro | 27.77% | <i>Second College Grant</i> | |
| Chester | 30.79% | Greenland | 23.12% | Mason | 26.35% | Rumney | 31.72% | Woodstock | 31.72% | <i>Success</i> | |
| Chesterfield | 29.60% | Greenville | 26.35% | Meredith | 31.21% | Rye | 23.12% | | | <i>Thompson and Meserves Purchase</i> | |
| Chichester | 30.64% | Groton | 31.72% | Merrimack | 23.89% | Salem | 25.42% | | | <i>Wentworth's Location</i> | |
| Claremont | 32.80% | Hale's Location | 29.37% | Middleton | 36.49% | Salisbury | 24.03% | | | | |
| Clarksville | 41.93% | Hampstead | 30.79% | Milan | 43.34% | Sanbornton | 31.21% | | | | |
| Colebrook | 41.93% | Hampton | 20.37% | Milford | 26.35% | Sandown | 30.79% | | | | |
| Columbia | 41.93% | Hampton Falls | 35.88% | Milton | 36.49% | Sandwich | 27.77% | | | | |
| Concord | 24.20% | Hancock | 32.66% | Monroe | 33.55% | Seabrook | 35.88% | | | | |
| Conway | 29.37% | Hanover | 18.51% | Mont Vernon | 26.35% | Sharon | 32.66% | | | | |
| Cornish | 32.80% | Harrisville | 29.60% | Moultonborough | 27.77% | Shelburne | 43.34% | | | | |
| Croydon | 32.80% | Hart's Location | 29.37% | Nashua | 28.44% | Somersworth | 26.94% | | | | |

% 60+ with Loss of 6 or More Teeth (Ranked)

| | | | | | | | | | | | |
|----------------|--------|-------------------|--------|-----------------|--------|----------------|--------|---------------|--------|---|--------|
| Berlin | 43.34% | Whitefield | 33.55% | Center Harbor | 31.21% | Madison | 29.37% | Salisbury | 24.03% | Manchester | |
| Dummer | 43.34% | Acworth | 32.80% | Danbury | 31.21% | Tamworth | 29.37% | Warner | 24.03% | Central Manchester | 36.76% |
| Errol | 43.34% | Alstead | 32.80% | Franklin | 31.21% | Nashua | 28.44% | Washington | 24.03% | Manchester: West | 36.76% |
| Gorham | 43.34% | Charlestown | 32.80% | Hill | 31.21% | Brookfield | 27.77% | Weare | 24.03% | Manchester: South | 36.76% |
| Milan | 43.34% | Claremont | 32.80% | Meredith | 31.21% | Effingham | 27.77% | Windsor | 24.03% | Manchester: North | 36.76% |
| Shelburne | 43.34% | Cornish | 32.80% | New Hampton | 31.21% | Moultonborough | 27.77% | Hudson | 23.89% | Manchester: East | 36.76% |
| Clarksville | 41.93% | Croydon | 32.80% | Northfield | 31.21% | Ossipee | 27.77% | Litchfield | 23.89% | | |
| Colebrook | 41.93% | Goshen | 32.80% | Sanbornton | 31.21% | Sandwich | 27.77% | Merrimack | 23.89% | Nashua | |
| Columbia | 41.93% | Langdon | 32.80% | Tilton | 31.21% | Tuftonboro | 27.77% | Pelham | 23.89% | Nashua: Zip 03060 | 28.44% |
| Jefferson | 41.93% | Lempster | 32.80% | Atkinson | 30.79% | Wakefield | 27.77% | Greenland | 23.12% | Nashua: Zip 03062 | 28.44% |
| Lancaster | 41.93% | New London | 32.80% | Chester | 30.79% | Wolfeboro | 27.77% | New Castle | 23.12% | Nashua: Zip 03063 | 28.44% |
| Northumberland | 41.93% | Newbury | 32.80% | Danville | 30.79% | Alton | 27.70% | Newington | 23.12% | Nashua: Zip 03064 | 28.44% |
| Pittsburg | 41.93% | Newport | 32.80% | Derry | 30.79% | Barnstead | 27.70% | Portsmouth | 23.12% | | |
| Randolph | 41.93% | Springfield | 32.80% | Hampstead | 30.79% | Gilford | 27.70% | Rye | 23.12% | | |
| Stark | 41.93% | Sunapee | 32.80% | Plaistow | 30.79% | Gilmanton | 27.70% | Auburn | 22.25% | | |
| Stewartstown | 41.93% | Sutton | 32.80% | Sandown | 30.79% | Laconia | 27.70% | Bedford | 22.25% | | |
| Stratford | 41.93% | Unity | 32.80% | Allenstown | 30.64% | Keene | 27.26% | Candia | 22.25% | Unincorporated Places | |
| Manchester | 36.76% | Wilnot | 32.80% | Bow | 30.64% | Roxbury | 27.26% | Deerfield | 22.25% | <i>Atkinson and Gilmanton Academy Grant</i> | |
| Farmington | 36.49% | Antrim | 32.66% | Canterbury | 30.64% | Sullivan | 27.26% | Goffstown | 22.25% | <i>Bean's Grant</i> | |
| Middleton | 36.49% | Bennington | 32.66% | Chichester | 30.64% | Surry | 27.26% | Hooksett | 22.25% | <i>Bean's Purchase</i> | |
| Milton | 36.49% | Fitzwilliam | 32.66% | Epsom | 30.64% | Barrington | 26.94% | New Boston | 22.25% | <i>Cambridge</i> | |
| New Durham | 36.49% | Francestown | 32.66% | Loudon | 30.64% | Dover | 26.94% | Brentwood | 20.37% | <i>Chandler's Purchase</i> | |
| Rochester | 36.49% | Greenfield | 32.66% | Northwood | 30.64% | Durham | 26.94% | Hanover | 20.37% | <i>Crawford's Purchase</i> | |
| Stratford | 36.49% | Hancock | 32.66% | Pembroke | 30.64% | Lee | 26.94% | Hampton | 20.37% | <i>Cutt's Grant</i> | |
| East Kingston | 35.88% | Jaffrey | 32.66% | Pittsfield | 30.64% | Madbury | 26.94% | Kensington | 20.37% | <i>Dix's Grant</i> | |
| Epping | 35.88% | New Ipswich | 32.66% | Chesterfield | 29.60% | Rollinsford | 26.94% | Newfields | 20.37% | <i>Dixville</i> | |
| Fremont | 35.88% | Peterborough | 32.66% | Dublin | 29.60% | Somersworth | 26.94% | North Hampton | 20.37% | <i>Erving's Location</i> | |
| Hampton Falls | 35.88% | Rindge | 32.66% | Gilsum | 29.60% | Amherst | 26.35% | Stratham | 20.37% | <i>Green's Grant</i> | |
| Kingston | 35.88% | Sharon | 32.66% | Harrisville | 29.60% | Brookline | 26.35% | Canaan | 18.51% | <i>Hadley's Purchase</i> | |
| Newmarket | 35.88% | Temple | 32.66% | Hinsdale | 29.60% | Greenville | 26.35% | Enfield | 18.51% | <i>Kilkenny</i> | |
| Newton | 35.88% | Alexandria | 31.72% | Marlborough | 29.60% | Hollis | 26.35% | Grafton | 18.51% | <i>Livermore</i> | |
| Nottingham | 35.88% | Ashland | 31.72% | Marlow | 29.60% | Lyndeborough | 26.35% | Grantham | 18.51% | <i>Low and Burbank's Grant</i> | |
| Raymond | 35.88% | Bridgewater | 31.72% | Nelson | 29.60% | Mason | 26.35% | Hanover | 18.51% | <i>Martin's Location</i> | |
| Seabrook | 35.88% | Bristol | 31.72% | Richmond | 29.60% | Milford | 26.35% | Lebanon | 18.51% | <i>Millsfield</i> | |
| South Hampton | 35.88% | Campton | 31.72% | Stoddard | 29.60% | Mont Vernon | 26.35% | Lyme | 18.51% | <i>Odell</i> | |
| Bath | 33.55% | Dorchester | 31.72% | Swanzy | 29.60% | Wilton | 26.35% | Orange | 18.51% | <i>Pinkham's Grant</i> | |
| Benton | 33.55% | Ellsworth | 31.72% | Troy | 29.60% | Londonderry | 25.42% | Orford | 18.51% | <i>Sargent's Purchase</i> | |
| Bethlehem | 33.55% | Groton | 31.72% | Walpole | 29.60% | Salem | 25.42% | Piermont | 18.51% | <i>Second College Grant</i> | |
| Carroll | 33.55% | Hebron | 31.72% | Westmoreland | 29.60% | Windham | 25.42% | Plainfield | 18.51% | <i>Success</i> | |
| Dalton | 33.55% | Holderness | 31.72% | Winchester | 29.60% | Boscawen | 24.20% | | | <i>Thompson and Meserves Purchase</i> | |
| Easton | 33.55% | Lincoln | 31.72% | Albany | 29.37% | Concord | 24.20% | | | <i>Wentworth's Location</i> | |
| Franconia | 33.55% | Plymouth | 31.72% | Bartlett | 29.37% | Webster | 24.20% | | | | |
| Haverhill | 33.55% | Rumney | 31.72% | Chatham | 29.37% | Andover | 24.03% | | | | |
| Landaff | 33.55% | Thornton | 31.72% | Conway | 29.37% | Bradford | 24.03% | | | | |
| Lisbon | 33.55% | Warren | 31.72% | Eaton | 29.37% | Deering | 24.03% | | | | |
| Littleton | 33.55% | Waterville Valley | 31.72% | Freedom | 29.37% | Dunbarton | 24.03% | | | | |
| Lyman | 33.55% | Wentworth | 31.72% | Hale's Location | 29.37% | Henniker | 24.03% | | | | |
| Monroe | 33.55% | Woodstock | 31.72% | Hart's Location | 29.37% | Hillsborough | 24.03% | | | | |
| Sugar Hill | 33.55% | Belmont | 31.21% | Jackson | 29.37% | Hopkinton | 24.03% | | | | |