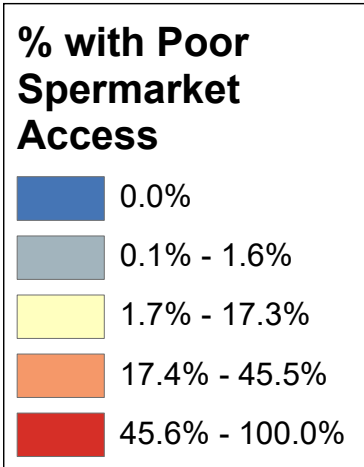
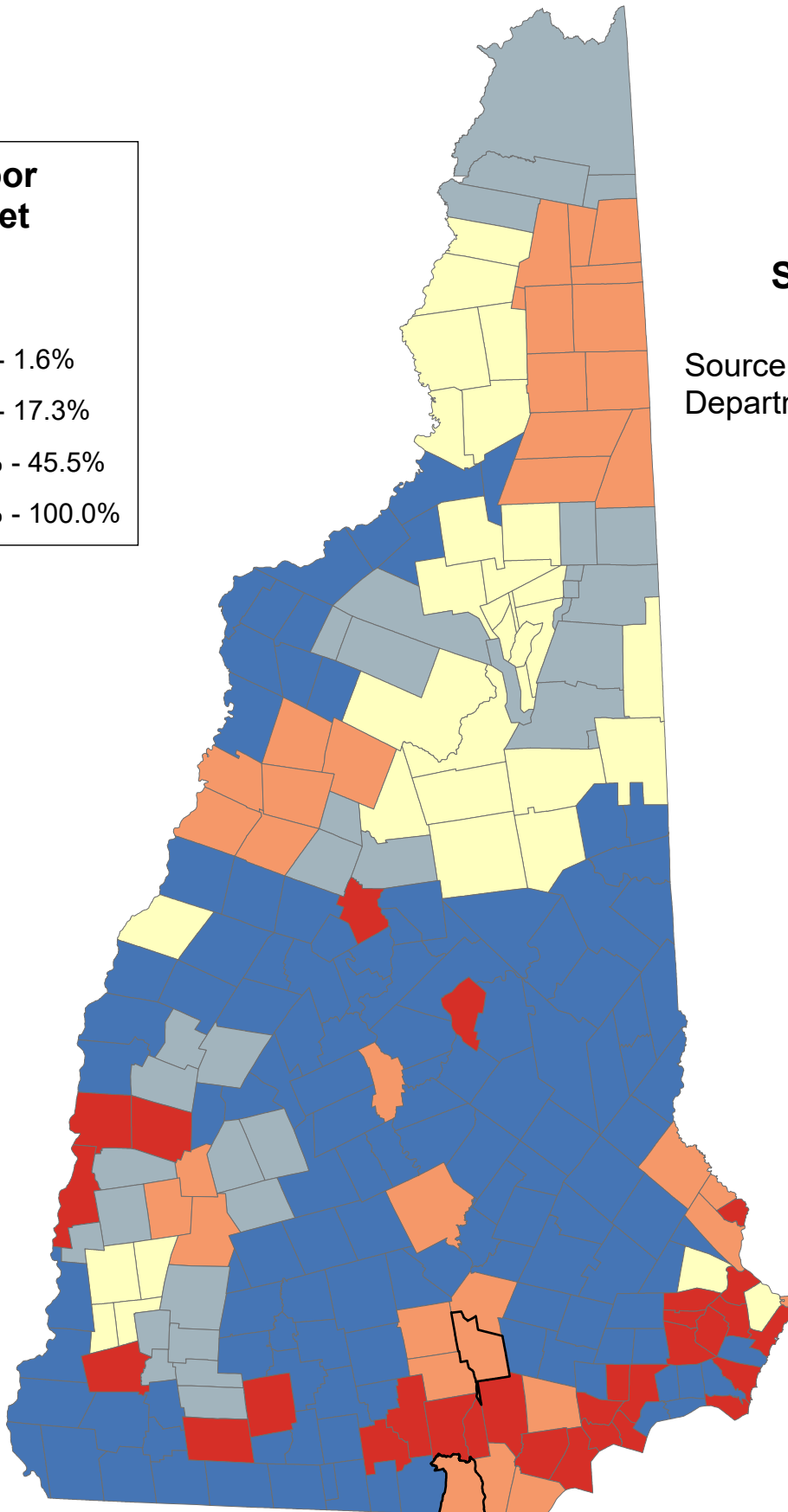


# Percentage of Persons Age 60+ Years with Poor Supermarket Access

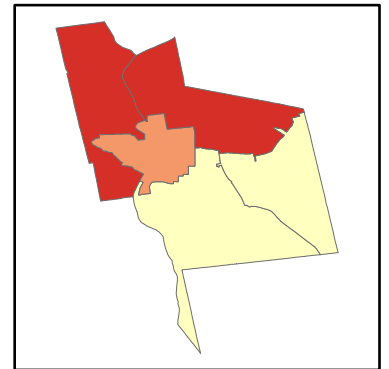


**State Average: 28.4%**

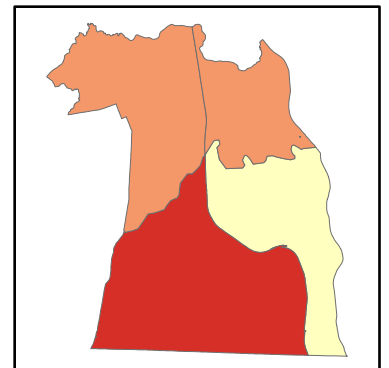
Source:  
Department of Agriculture, 2017



**Manchester Neighborhoods**



**Nashua Neighborhoods**



## % 65+ with Poor Supermarket Access

Acworth	0.86%	Dalton	0.00%	Haverhill	0.00%	Nelson	1.62%	South Hampton	0.00%	<b>Manchester</b>	
Albany	16.12%	Danbury	0.00%	Hebron	0.00%	New Boston	0.00%	Springfield	0.82%	Central Manchester	27.90%
Alexandria	0.00%	Danville	89.21%	Henniker	0.00%	New Castle	37.72%	Stark	5.92%	Manchester: West	58.87%
Allenstown	0.00%	Deerfield	0.00%	Hill	0.00%	New Durham	0.00%	Stewartstown	0.18%	Manchester: South	12.81%
Alstead	15.69%	Deering	0.00%	Hillsborough	0.00%	New Hampton	0.00%	Stoddard	1.62%	Manchester: North	72.88%
Alton	0.00%	Derry	42.28%	Hinsdale	0.00%	New Ipswich	0.00%	Strafford	0.00%	Manchester: East	8.93%
Amherst	78.10%	Dorchester	0.00%	Holderness	0.00%	New London	0.00%	Stratford	5.92%		
Andover	0.00%	Dover	44.31%	Hollis	0.00%	Newbury	0.07%	Stratham	67.13%	<b>Nashua</b>	
Antrim	0.00%	Dublin	1.62%	Hooksett	27.11%	Newfields	55.14%	Sugar Hill	0.46%	Nashua: Zip 03060	9.24%
Ashland	0.00%	Dummer	45.47%	Hopkinton	0.00%	Newington	77.90%	Sullivan	1.62%	Nashua: Zip 03062	89.47%
Atkinson	84.48%	Dunbarton	0.00%	Hudson	40.06%	Newmarket	55.14%	Sunapee	0.00%	Nashua: Zip 03063	22.75%
Auburn	0.00%	Durham	2.51%	Jackson	0.10%	Newport	57.38%	Surry	15.69%	Nashua: Zip 03064	35.28%
Barnstead	0.00%	East Kingston	0.00%	Jaffrey	99.92%	Newton	0.00%	Sutton	0.07%		
Barrington	0.00%	Easton	0.00%	Jefferson	5.68%	North Hampton	0.00%	Swanzey	0.00%		
Bartlett	0.10%	Eaton	0.00%	Keene	51.79%	Northfield	0.00%	Tamworth	16.12%		
Bath	0.00%	Effingham	0.00%	Kensington	0.00%	Northumberland	5.92%	Temple	0.00%		
Bedford	33.98%	Ellsworth	1.33%	Kingston	100.00%	Northwood	0.00%	Thornton	17.33%	<b>Unincorporated Places</b>	
Belmont	0.00%	Enfield	0.00%	Laconia	61.91%	Nottingham	0.00%	Tilton	0.00%	<i>Atkinson and Gilmanton Academy Grant</i>	
Bennington	0.00%	Epping	0.00%	Lancaster	0.00%	Orange	0.00%	Troy	0.00%	<i>Bean's Grant</i>	
Benton	41.35%	Epsom	0.00%	Landaff	0.00%	Orford	17.40%	Tuftonboro	0.00%	<i>Bean's Purchase</i>	
Berlin	39.52%	Errol	45.47%	Langdon	0.86%	Ossipee	0.00%	Unity	0.86%	<i>Cambridge</i>	
Bethlehem	0.46%	Exeter	71.44%	Lebanon	0.00%	Pelham	20.80%	Wakefield	0.00%	<i>Chandler's Purchase</i>	
Boscawen	0.00%	Farmington	0.00%	Lee	0.00%	Pembroke	0.00%	Walpole	0.00%	<i>Crawford's Purchase</i>	
Bow	0.00%	Fitzwilliam	0.00%	Lempster	30.15%	Peterborough	46.41%	Warner	0.00%	<i>Cutt's Grant</i>	
Bradford	0.07%	Francestown	0.00%	Lincoln	17.33%	Piermont	17.40%	Warren	41.35%	<i>Dix's Grant</i>	
Brentwood	0.00%	Franconia	0.46%	Lisbon	0.00%	Pittsburg	0.18%	Washington	30.15%	<i>Dixville</i>	
Bridgewater	0.00%	Franklin	36.02%	Litchfield	93.05%	Pittsfield	0.00%	Waterville Valley	17.33%	<i>Erving's Location</i>	
Bristol	0.00%	Freedom	0.00%	Littleton	0.00%	Plainfield	0.00%	Weare	0.00%	<i>Green's Grant</i>	
Brookfield	0.00%	Fremont	0.00%	Londonderry	61.86%	Plaisow	64.52%	Webster	0.00%	<i>Hadley's Purchase</i>	
Brookline	0.00%	Gilford	0.00%	Loudon	0.00%	Plymouth	85.43%	Wentworth	17.40%	<i>Kilkenny</i>	
Campton	1.33%	Gilmanton	0.00%	Lyman	0.00%	Portsmouth	6.06%	Westmoreland	0.00%	<i>Livermore</i>	
Canaan	0.00%	Gilsum	15.69%	Lyme	0.00%	Randolph	5.68%	Whitefield	0.00%	<i>Low and Burbank's Grant</i>	
Candia	0.00%	Goffstown	28.80%	Lyndeborough	0.00%	Raymond	0.00%	Wilmot	0.00%	<i>Martin's Location</i>	
Canterbury	0.00%	Gorham	0.01%	Madbury	0.00%	Richmond	0.00%	Wilton	0.00%	<i>Millsfield</i>	
Carroll	5.68%	Goshen	30.15%	Madison	0.00%	Rindge	0.00%	Winchester	0.00%	<i>Odell</i>	
Center Harbor	0.00%	Grafton	0.00%	Manchester	35.48%	Rochester	42.87%	Windham	77.13%	<i>Pinkham's Grant</i>	
Charlestown	70.87%	Grantham	0.82%	Marlborough	0.00%	Rollinsford	56.33%	Windsor	0.00%	<i>Sargent's Purchase</i>	
Chatham	2.82%	Greenfield	0.00%	Marlow	15.69%	Roxbury	1.62%	Wolfeboro	0.00%	<i>Second College Grant</i>	
Chester	0.00%	Greenland	77.90%	Mason	0.00%	Rumney	1.33%	Woodstock	41.35%	<i>Success</i>	
Chesterfield	0.00%	Greenville	0.00%	Meredith	0.00%	Rye	99.13%			<i>Thompson and Meserves Purchase</i>	
Chichester	0.00%	Groton	0.00%	Merrimack	47.75%	Salem	45.97%			<i>Wentworth's Location</i>	
Claremont	51.46%	Hale's Location	0.10%	Middleton	0.00%	Salisbury	0.00%				
Clarksville	0.18%	Hampstead	73.23%	Milan	45.47%	Sanbornton	0.00%				
Colebrook	6.33%	Hampton	48.99%	Milford	80.89%	Sandown	0.00%				
Columbia	6.33%	Hampton Falls	0.00%	Milton	0.00%	Sandwich	16.12%				
Concord	36.38%	Hancock	0.00%	Monroe	0.00%	Seabrook	59.48%				
Conway	2.82%	Hanover	7.46%	Mont Vernon	0.00%	Sharon	0.00%				
Cornish	0.00%	Harrisville	1.62%	Moultonborough	0.00%	Shelburne	0.01%				
Croydon	0.82%	Hart's Location	0.10%	Nashua	42.41%	Somersworth	39.00%				

## % 65+ with Poor Supermarket Access (Ranked)

Kingston	100.00%	Lempster	30.15%	Clarksville	0.18%	Enfield	0.00%	New Ipswich	0.00%	<b>Manchester</b>	
Jaffrey	99.92%	Washington	30.15%	Pittsburg	0.18%	Epping	0.00%	New London	0.00%	Manchester: North	72.88%
Rye	99.13%	Goffstown	28.80%	Stewartstown	0.18%	Epsom	0.00%	Newton	0.00%	Manchester: West	58.87%
Litchfield	93.05%	Hooksett	27.11%	Bartlett	0.10%	Farmington	0.00%	North Hampton	0.00%	Central Manchester	27.90%
Danville	89.21%	Pelham	20.80%	Hale's Location	0.10%	Fitzwilliam	0.00%	Northfield	0.00%	Manchester: South	12.81%
Plymouth	85.43%	Orford	17.40%	Hart's Location	0.10%	Francestown	0.00%	Northwood	0.00%	Manchester: East	8.93%
Atkinson	84.48%	Piermont	17.40%	Jackson	0.10%	Freedom	0.00%	Nottingham	0.00%		
Milford	80.89%	Wentworth	17.40%	Bradford	0.07%	Fremont	0.00%	Orange	0.00%	<b>Nashua</b>	
Amherst	78.10%	Lincoln	17.33%	Newbury	0.07%	Gilford	0.00%	Ossipee	0.00%	Nashua: Zip 03062	89.47%
Greenland	77.90%	Thornton	17.33%	Sutton	0.07%	Gilmanton	0.00%	Pembroke	0.00%	Nashua: Zip 03064	35.28%
Newington	77.90%	Waterville Valley	17.33%	Gorham	0.01%	Grafton	0.00%	Pittsfield	0.00%	Nashua: Zip 03063	22.75%
Windham	77.13%	Albany	16.12%	Shelburne	0.01%	Greenfield	0.00%	Plainfield	0.00%	Nashua: Zip 03060	9.24%
Hampstead	73.23%	Sandwich	16.12%	Alexandria	0.00%	Greenville	0.00%	Raymond	0.00%		
Exeter	71.44%	Tamworth	16.12%	Allenstown	0.00%	Groton	0.00%	Richmond	0.00%		
Charlestown	70.87%	Alstead	15.69%	Alton	0.00%	Hampton Falls	0.00%	Rindge	0.00%		
Stratham	67.13%	Gilsum	15.69%	Andover	0.00%	Hancock	0.00%	Salisbury	0.00%		
Plaislow	64.52%	Marlow	15.69%	Antrim	0.00%	Haverhill	0.00%	Sanbornton	0.00%	<b>Unincorporated Places</b>	
Laconia	61.91%	Surry	15.69%	Ashland	0.00%	Hebron	0.00%	Sandown	0.00%	<i>Atkinson and Gilmanton Academy Grant</i>	
Londonderry	61.86%	Hanover	7.46%	Auburn	0.00%	Henniker	0.00%	Sharon	0.00%	<i>Bean's Grant</i>	
Seabrook	59.48%	Colebrook	6.33%	Barnstead	0.00%	Hill	0.00%	South Hampton	0.00%	<i>Bean's Purchase</i>	
Newport	57.38%	Columbia	6.33%	Barrington	0.00%	Hillsborough	0.00%	Strafford	0.00%	<i>Cambridge</i>	
Rollinsford	56.33%	Portsmouth	6.06%	Bath	0.00%	Hinsdale	0.00%	Sunapee	0.00%	<i>Chandler's Purchase</i>	
Newfields	55.14%	Northumberland	5.92%	Belmont	0.00%	Holderness	0.00%	Westmoreland	0.00%	<i>Crawford's Purchase</i>	
Newmarket	55.14%	Stark	5.92%	Bennington	0.00%	Hollis	0.00%	Temple	0.00%	<i>Cutt's Grant</i>	
Keene	51.79%	Stratford	5.92%	Boscawen	0.00%	Hopkinton	0.00%	Tilton	0.00%	<i>Dix's Grant</i>	
Claremont	51.46%	Carroll	5.68%	Bow	0.00%	Kensington	0.00%	Troy	0.00%	<i>Dixville</i>	
Hampton	48.99%	Jefferson	5.68%	Brentwood	0.00%	Lancaster	0.00%	Tuftonboro	0.00%	<i>Erving's Location</i>	
Merrimack	47.75%	Merridolph	5.68%	Bridgewater	0.00%	Landaff	0.00%	Wakefield	0.00%	<i>Green's Grant</i>	
Peterborough	46.41%	Chatham	2.82%	Bristol	0.00%	Lebanon	0.00%	Walpole	0.00%	<i>Hadley's Purchase</i>	
Salem	45.97%	Conway	2.82%	Brookfield	0.00%	Lee	0.00%	Warner	0.00%	<i>Kilkenny</i>	
Dummer	45.47%	Durham	2.51%	Brookline	0.00%	Lisbon	0.00%	Weare	0.00%	<i>Livermore</i>	
Errol	45.47%	Dublin	1.62%	Canaan	0.00%	Littleton	0.00%	Webster	0.00%	<i>Low and Burbank's Grant</i>	
Milan	45.47%	Harrisville	1.62%	Candia	0.00%	Loudon	0.00%	Westmoreland	0.00%	<i>Martin's Location</i>	
Dover	44.31%	Nelson	1.62%	Canterbury	0.00%	Lyman	0.00%	Whitefield	0.00%	<i>Millsfield</i>	
Rochester	42.87%	Roxbury	1.62%	Center Harbor	0.00%	Lyme	0.00%	Wilmot	0.00%	<i>Odell</i>	
Nashua	42.41%	Stoddard	1.62%	Chester	0.00%	Lyndeborough	0.00%	Wilton	0.00%	<i>Pinkham's Grant</i>	
Derry	42.28%	Sullivan	1.62%	Chesterfield	0.00%	Madbury	0.00%	Winchester	0.00%	<i>Sargent's Purchase</i>	
Benton	41.35%	Campton	1.33%	Chichester	0.00%	Madison	0.00%	Windsor	0.00%	<i>Second College Grant</i>	
Warren	41.35%	Ellsworth	1.33%	Cornish	0.00%	Marlborough	0.00%	Wolfeboro	0.00%	<i>Success</i>	
Woodstock	41.35%	Rumney	1.33%	Dalton	0.00%	Mason	0.00%			<i>Thompson and Meserves Purchase</i>	
Hudson	40.06%	Acworth	0.86%	Danbury	0.00%	Meredith	0.00%			<i>Wentworth's Location</i>	
Berlin	39.52%	Langdon	0.86%	Deerfield	0.00%	Middleton	0.00%				
Somersworth	39.00%	Unity	0.86%	Deering	0.00%	Milton	0.00%				
New Castle	37.72%	Croydon	0.82%	Dorchester	0.00%	Monroe	0.00%				
Concord	36.38%	Grantham	0.82%	Dunbarton	0.00%	Mont Vernon	0.00%				
Franklin	36.02%	Springfield	0.82%	East Kingston	0.00%	Moultonborough	0.00%				
Manchester	35.48%	Bethlehem	0.46%	Easton	0.00%	New Boston	0.00%				
Bedford	33.98%	Franconia	0.46%	Eaton	0.00%	New Durham	0.00%				
Goshen	30.15%	Sugar Hill	0.46%	Effingham	0.00%	New Hampton	0.00%				