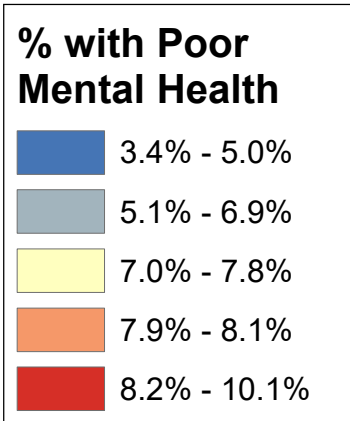
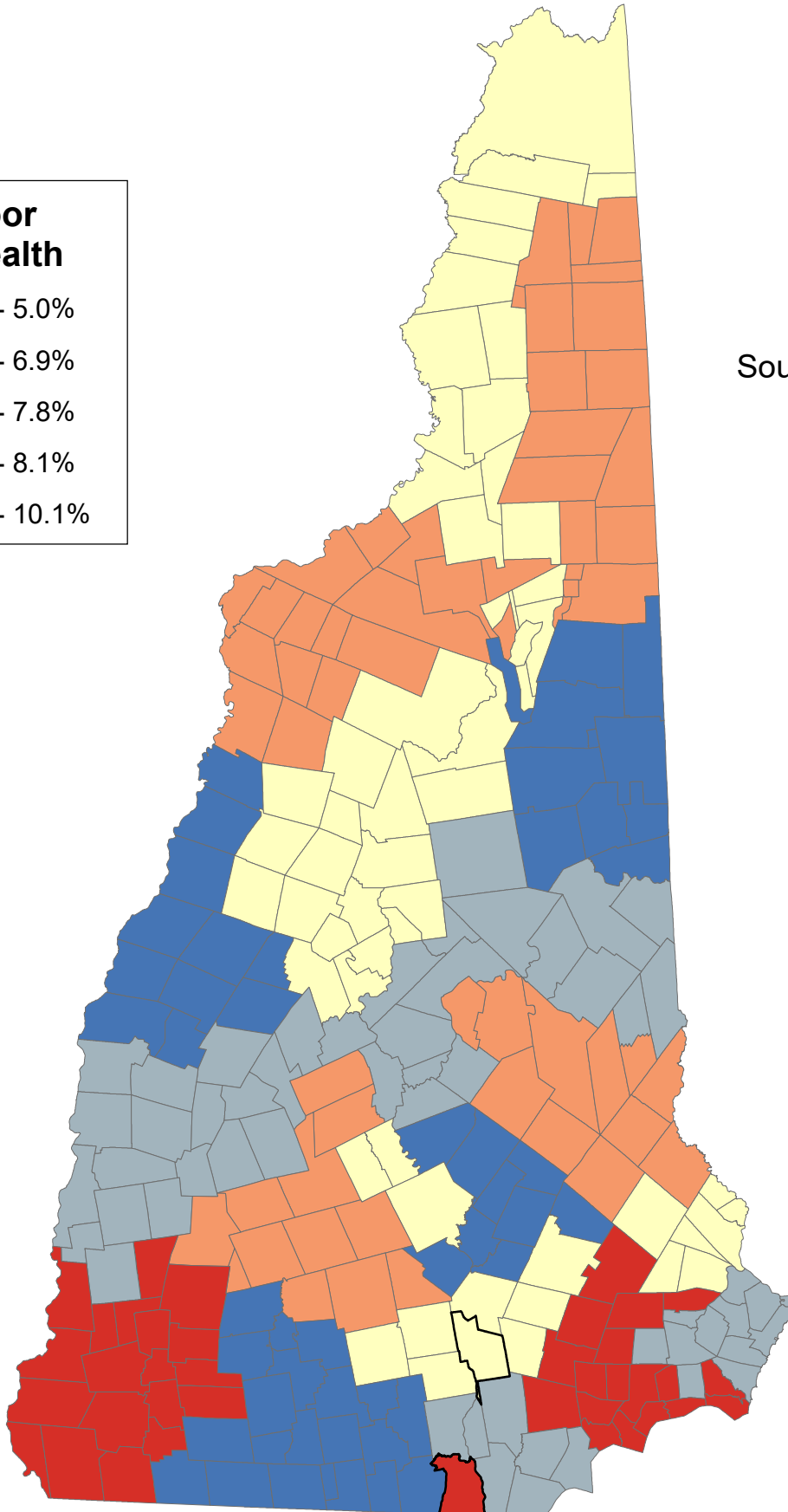


# Percentage of Persons Age 60+ Years Who Had 15+ Days with Poor Mental Health Last Month

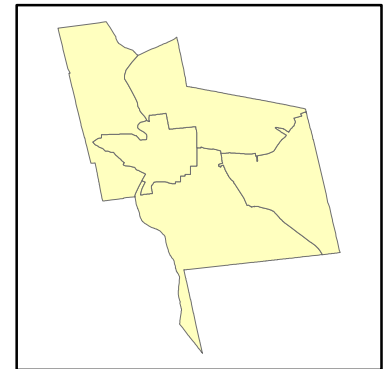


**State Average: 6.9%**

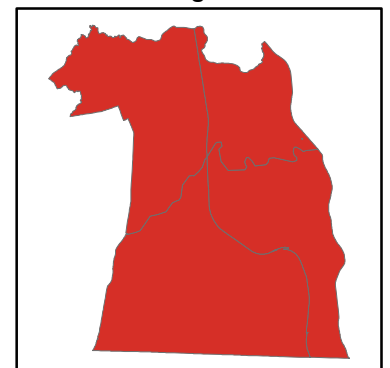
Source: BRFSS, 2014-2016



**Manchester Neighborhoods**



**Nashua Neighborhoods**



## % 60+ with 15+ Days Poor Mental Health Last Month

Acworth	5.64%	Dalton	7.98%	Haverhill	7.98%	Nelson	9.92%	South Hampton	10.13%	<b>Manchester</b>	
Albany	3.77%	Danbury	6.85%	Hebron	7.77%	New Boston	6.96%	Springfield	5.64%	Central Manchester	7.39%
Alexandria	7.77%	Danville	9.38%	Henniker	7.77%	New Castle	6.36%	Stark	7.57%	Manchester: West	7.39%
Allenstown	4.97%	Deerfield	6.96%	Hill	6.85%	New Durham	7.89%	Stewartstown	7.57%	Manchester: South	7.39%
Alstead	5.64%	Deering	7.77%	Hillsborough	7.77%	New Hampton	6.85%	Stoddard	9.92%	Manchester: North	7.39%
Alton	8.09%	Derry	9.38%	Hinsdale	9.92%	New Ipswich	4.96%	Strafford	7.89%	Manchester: East	7.39%
Amherst	3.42%	Dorchester	7.77%	Holderness	7.77%	New London	5.64%	Stratford	7.57%		
Andover	7.77%	Dover	6.93%	Hollis	3.42%	Newbury	5.64%	Stratham	5.83%	<b>Nashua</b>	
Antrim	4.96%	Dublin	9.92%	Hooksett	6.96%	Newfields	5.83%	Sugar Hill	7.98%	Nashua: Zip 03060	9.24%
Ashland	7.77%	Dummer	8.13%	Hopkinton	7.77%	Newington	6.36%	Sullivan	9.07%	Nashua: Zip 03062	9.24%
Atkinson	9.38%	Dunbarton	7.77%	Hudson	5.41%	Newmarket	10.13%	Sunapee	5.64%	Nashua: Zip 03063	9.24%
Auburn	6.96%	Durham	6.93%	Jackson	3.77%	Newport	5.64%	Surry	9.07%	Nashua: Zip 03064	9.24%
Barnstead	8.09%	East Kingston	10.13%	Jaffrey	4.96%	Newton	10.13%	Sutton	5.64%		
Barrington	6.93%	Easton	7.98%	Jefferson	7.57%	North Hampton	5.83%	Swanzey	9.92%		
Bartlett	3.77%	Eaton	3.77%	Keene	9.07%	Northfield	6.85%	Tamworth	3.77%		
Bath	7.98%	Effingham	5.48%	Kensington	5.83%	Northumberland	7.57%	Temple	4.96%		
Bedford	6.96%	Ellsworth	7.77%	Kingston	10.13%	Northwood	4.97%	Thornton	7.77%	<b>Unincorporated Places</b>	
Belmont	6.85%	Enfield	4.95%	Laconia	8.09%	Nottingham	10.13%	Tilton	6.85%	<i>Atkinson and Gilmanton Academy Grant</i>	
Bennington	4.96%	Epping	10.13%	Lancaster	7.57%	Orange	4.95%	Troy	9.92%	<i>Bean's Grant</i>	
Benton	7.98%	Epsum	4.97%	Landaff	7.98%	Orford	4.95%	Tuftonboro	5.48%	<i>Bean's Purchase</i>	
Berlin	8.13%	Errol	8.13%	Langdon	5.64%	Ossipee	5.48%	Unity	5.64%	<i>Cambridge</i>	
Bethlehem	7.98%	Exeter	5.83%	Lebanon	4.95%	Pelham	5.41%	Wakefield	5.48%	<i>Chandler's Purchase</i>	
Boscawen	6.93%	Farmington	7.89%	Lee	6.93%	Pembroke	4.97%	Walpole	9.92%	<i>Crawford's Purchase</i>	
Bow	4.97%	Fitzwilliam	4.96%	Lempster	5.64%	Peterborough	4.96%	Warner	7.77%	<i>Cutt's Grant</i>	
Bradford	7.77%	Francestown	4.96%	Lincoln	7.77%	Piermont	4.95%	Warren	7.77%	<i>Dix's Grant</i>	
Brentwood	5.83%	Franconia	7.98%	Lisbon	7.98%	Pittsburg	7.57%	Washington	7.77%	<i>Dixville</i>	
Bridgewater	7.77%	Franklin	6.85%	Litchfield	5.41%	Pittsfield	4.97%	Waterville Valley	7.77%	<i>Erving's Location</i>	
Bristol	7.77%	Freedom	3.77%	Littleton	7.98%	Plainfield	4.95%	Weare	7.77%	<i>Green's Grant</i>	
Brookfield	5.48%	Fremont	10.13%	Londonderry	5.32%	Plaislow	9.38%	Webster	6.93%	<i>Hadley's Purchase</i>	
Brookline	3.42%	Gilford	8.09%	Loudon	4.97%	Plymouth	7.77%	Wentworth	7.77%	<i>Kilkenny</i>	
Campton	7.77%	Gilmanton	8.09%	Lyman	7.98%	Portsmouth	6.36%	Westmoreland	9.92%	<i>Livermore</i>	
Canaan	4.95%	Gilsum	9.92%	Lyme	4.95%	Randolph	7.57%	Whitefield	7.98%	<i>Low and Burbank's Grant</i>	
Candia	6.96%	Goffstown	6.96%	Lyndeborough	3.42%	Raymond	10.13%	Wilmot	5.64%	<i>Martin's Location</i>	
Canterbury	4.97%	Gorham	8.13%	Madbury	6.93%	Richmond	9.92%	Wilton	3.42%	<i>Millsfield</i>	
Carroll	7.98%	Goshen	5.64%	Madison	3.77%	Rindge	4.96%	Winchester	9.92%	<i>Odell</i>	
Center Harbor	6.85%	Grafton	4.95%	Manchester	7.39%	Rochester	7.89%	Windham	5.32%	<i>Pinkham's Grant</i>	
Charlestown	5.64%	Grantham	4.95%	Marlborough	9.92%	Rollinsford	6.93%	Windsor	7.77%	<i>Sargent's Purchase</i>	
Chatham	3.77%	Greenfield	4.96%	Marlow	9.92%	Roxbury	9.07%	Wolfeboro	5.48%	<i>Second College Grant</i>	
Chester	9.38%	Greenland	6.36%	Mason	3.42%	Rumney	7.77%	Woodstock	7.77%	<i>Success</i>	
Chesterfield	9.92%	Greenville	3.42%	Meredith	6.85%	Rye	6.36%			<i>Thompson and Meserves Purchase</i>	
Chichester	4.97%	Groton	7.77%	Merrimack	5.41%	Salem	5.32%			<i>Wentworth's Location</i>	
Claremont	5.64%	Hale's Location	3.77%	Middleton	7.89%	Salisbury	7.77%				
Clarksville	7.57%	Hampstead	9.38%	Milan	8.13%	Sanbornton	6.85%				
Colebrook	7.57%	Hampton	5.83%	Milford	3.42%	Sandown	9.38%				
Columbia	7.57%	Hampton Falls	10.13%	Milton	7.89%	Sandwich	5.48%				
Concord	6.93%	Hancock	4.96%	Monroe	7.98%	Seabrook	10.13%				
Conway	3.77%	Hanover	4.95%	Mont Vernon	3.42%	Sharon	4.96%				
Cornish	5.64%	Harrisville	9.92%	Moultonborough	5.48%	Shelburne	8.13%				
Croydon	5.64%	Hart's Location	3.77%	Nashua	9.24%	Somersworth	6.93%				

## % 60+ with 15+ Days Poor Mental Health Last Month (Ranked)

East Kingston	10.13%	Bath	7.98%	Wentworth	7.77%	Kensington	5.83%	Greenfield	4.96%	<b>Manchester</b>	
Epping	10.13%	Benton	7.98%	Woodstock	7.77%	Newfields	5.83%	Hancock	4.96%	Central Manchester	7.39%
Fremont	10.13%	Bethlehem	7.98%	Clarksville	7.57%	North Hampton	5.83%	Jaffrey	4.96%	Manchester: West	7.39%
Hampton Falls	10.13%	Carroll	7.98%	Colebrook	7.57%	Stratham	5.83%	New Ipswich	4.96%	Manchester: South	7.39%
Kingston	10.13%	Dalton	7.98%	Columbia	7.57%	Acworth	5.64%	Peterborough	4.96%	Manchester: North	7.39%
Newmarket	10.13%	Easton	7.98%	Jefferson	7.57%	Alstead	5.64%	Rindge	4.96%	Manchester: East	7.39%
Newton	10.13%	Franconia	7.98%	Lancaster	7.57%	Charlestown	5.64%	Sharon	4.96%		
Nottingham	10.13%	Haverhill	7.98%	Northumberland	7.57%	Claremont	5.64%	Temple	4.96%	<b>Nashua</b>	
Raymond	10.13%	Landaff	7.98%	Pittsburg	7.57%	Cornish	5.64%	Canaan	4.95%	Nashua: Zip 03060	9.24%
Seabrook	10.13%	Lisbon	7.98%	Randolph	7.57%	Croydon	5.64%	Enfield	4.95%	Nashua: Zip 03062	9.24%
South Hampton	10.13%	Littleton	7.98%	Stark	7.57%	Goshen	5.64%	Grafton	4.95%	Nashua: Zip 03063	9.24%
Chesterfield	9.92%	Lyman	7.98%	Stewartstown	7.57%	Langdon	5.64%	Grantham	4.95%	Nashua: Zip 03064	9.24%
Dublin	9.92%	Monroe	7.98%	Stratford	7.57%	Lempster	5.64%	Hanover	4.95%		
Gilsum	9.92%	Sugar Hill	7.98%	Manchester	7.39%	New London	5.64%	Lebanon	4.95%		
Harrisville	9.92%	Whitefield	7.98%	Auburn	6.96%	Newbury	5.64%	Lyme	4.95%		
Hinsdale	9.92%	Farmington	7.89%	Bedford	6.96%	Newport	5.64%	Orange	4.95%		
Marlborough	9.92%	Middleton	7.89%	Candia	6.96%	Springfield	5.64%	Orford	4.95%	<b>Unincorporated Places</b>	
Marlow	9.92%	Milton	7.89%	Deerfield	6.96%	Sunapee	5.64%	Piermont	4.95%	<i>Atkinson and Gilmanton Academy Grant</i>	
Nelson	9.92%	New Durham	7.89%	Goffstown	6.96%	Sutton	5.64%	Plainfield	4.95%	<i>Bean's Grant</i>	
Richmond	9.92%	Rochester	7.89%	Hooksett	6.96%	Unity	5.64%	Albany	3.77%	<i>Bean's Purchase</i>	
Stoddard	9.92%	Strafford	7.89%	New Boston	6.96%	Wilmot	5.64%	Bartlett	3.77%	<i>Cambridge</i>	
Swanzey	9.92%	Andover	7.77%	Boscawen	6.93%	Brookfield	5.48%	Chatham	3.77%	<i>Chandler's Purchase</i>	
Troy	9.92%	Bradford	7.77%	Concord	6.93%	Effingham	5.48%	Greenville	3.77%	<i>Crawford's Purchase</i>	
Walpole	9.92%	Deering	7.77%	Webster	6.93%	Moultonborough	5.48%	Eaton	3.77%	<i>Cutt's Grant</i>	
Westmoreland	9.92%	Dunbarton	7.77%	Barrington	6.93%	Ossipee	5.48%	Freedom	3.77%	<i>Dix's Grant</i>	
Winchester	9.92%	Henniker	7.77%	Dover	6.93%	Sandwich	5.48%	Hale's Location	3.77%	<i>Dixville</i>	
Atkinson	9.38%	Hillsborough	7.77%	Durham	6.93%	Tuftonboro	5.48%	Hart's Location	3.77%	<i>Erving's Location</i>	
Chester	9.38%	Hopkinton	7.77%	Lee	6.93%	Wakefield	5.48%	Jackson	3.77%	<i>Green's Grant</i>	
Danville	9.38%	Salisbury	7.77%	Madbury	6.93%	Wolfboro	5.48%	Madison	3.77%	<i>Hadley's Purchase</i>	
Derry	9.38%	Warner	7.77%	Rollinsford	6.93%	Hudson	5.41%	Tamworth	3.77%	<i>Kilkenny</i>	
Hampstead	9.38%	Washington	7.77%	Somersworth	6.93%	Litchfield	5.41%	Amherst	3.42%	<i>Livermore</i>	
Plaistow	9.38%	Weare	7.77%	Belmont	6.85%	Merrimack	5.41%	Brookline	3.42%	<i>Low and Burbank's Grant</i>	
Sandown	9.38%	Windsor	7.77%	Center Harbor	6.85%	Pelham	5.41%	Greenville	3.42%	<i>Martin's Location</i>	
Nashua	9.24%	Alexandria	7.77%	Danbury	6.85%	Londonderry	5.32%	Hollis	3.42%	<i>Millsfield</i>	
Keene	9.07%	Ashland	7.77%	Franklin	6.85%	Salem	5.32%	Lyndeborough	3.42%	<i>Odell</i>	
Roxbury	9.07%	Bridgewater	7.77%	Hill	6.85%	Windham	5.32%	Mason	3.42%	<i>Pinkham's Grant</i>	
Sullivan	9.07%	Bristol	7.77%	Meredith	6.85%	Allenstown	4.97%	Milford	3.42%	<i>Sargent's Purchase</i>	
Surry	9.07%	Campton	7.77%	New Hampton	6.85%	Bow	4.97%	Mont Vernon	3.42%	<i>Second College Grant</i>	
Berlin	8.13%	Dorchester	7.77%	Northfield	6.85%	Canterbury	4.97%	Wilton	3.42%	<i>Success</i>	
Dummer	8.13%	Ellsworth	7.77%	Sanbornton	6.85%	Chichester	4.97%			<i>Thompson and Meserves Purchase</i>	
Errol	8.13%	Groton	7.77%	Tilton	6.85%	Epsom	4.97%			<i>Wentworth's Location</i>	
Gorham	8.13%	Hebron	7.77%	Greenland	6.36%	Loudon	4.97%				
Milan	8.13%	Holderness	7.77%	New Castle	6.36%	Northwood	4.97%				
Shelburne	8.13%	Lincoln	7.77%	Newington	6.36%	Pembroke	4.97%				
Alton	8.09%	Plymouth	7.77%	Portsmouth	6.36%	Pittsfield	4.97%				
Barnstead	8.09%	Rumney	7.77%	Rye	6.36%	Antrim	4.96%				
Gilford	8.09%	Thornton	7.77%	Brentwood	5.83%	Bennington	4.96%				
Gilmanton	8.09%	Warren	7.77%	Exeter	5.83%	Fitzwilliam	4.96%				
Laconia	8.09%	Waterville Valley	7.77%	Hampton	5.83%	Francestown	4.96%				