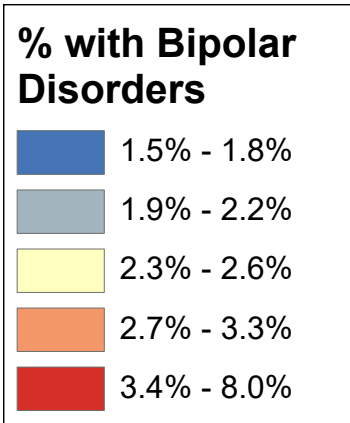
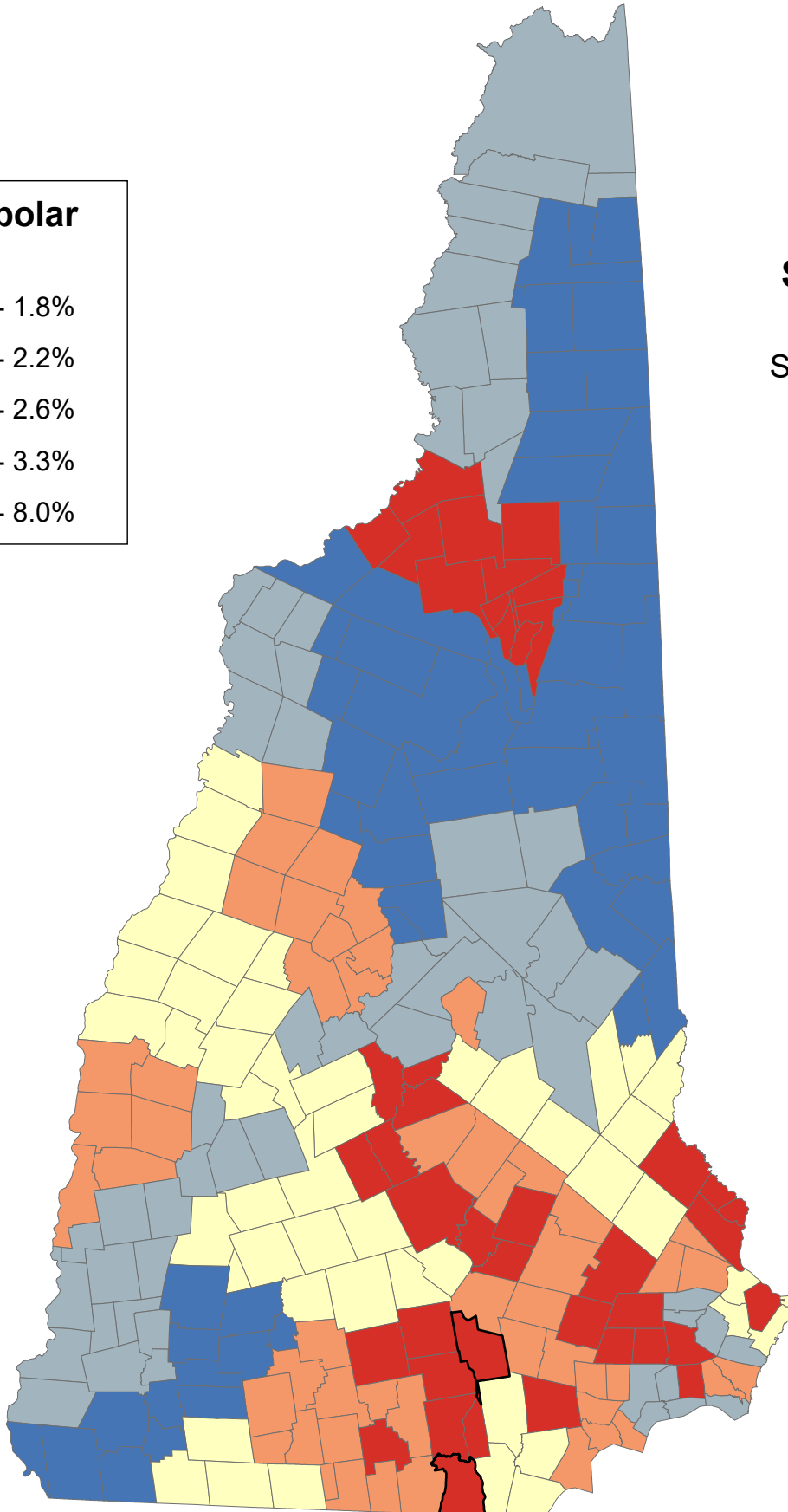


Percentage of Medicare Beneficiaries Age 65+ Years Ever Diagnosed with Bipolar Disorders

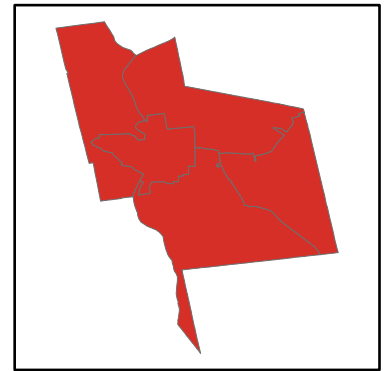


State Average: 3.1%

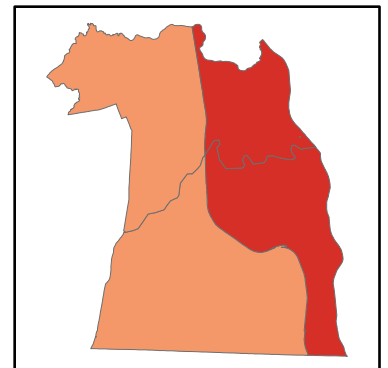
Source: CMS, 2014, 2015



Manchester Neighborhoods



Nashua Neighborhoods



% 65+ with Bipolar Disorders

Acworth	2.16%	Dalton	3.98%	Haverhill	2.02%	Nelson	1.58%	South Hampton	2.13%	Manchester	
Albany	1.77%	Danbury	2.00%	Hebron	3.30%	New Boston	4.55%	Springfield	2.25%	Central Manchester	7.99%
Alexandria	3.30%	Danville	2.78%	Henniker	2.47%	New Castle	2.31%	Stark	2.20%	Manchester: West	4.60%
Allenstown	3.34%	Deerfield	3.27%	Hill	2.00%	New Durham	2.31%	Stewartstown	2.20%	Manchester: South	3.98%
Alstead	2.16%	Deering	2.38%	Hillsborough	2.38%	New Hampton	2.00%	Stoddard	1.58%	Manchester: North	3.99%
Alton	2.00%	Derry	3.81%	Hinsdale	1.65%	New Ipswich	2.33%	Strafford	2.31%	Manchester: East	4.05%
Amherst	2.73%	Dorchester	3.30%	Holderness	1.52%	New London	2.25%	Stratford	2.20%		
Andover	2.38%	Dover	4.15%	Hollis	3.24%	Newbury	2.05%	Stratham	1.87%	Nashua	
Antrim	1.58%	Dublin	1.58%	Hooksett	3.27%	Newfields	1.87%	Sugar Hill	1.65%	Nashua: Zip 03060	4.81%
Ashland	1.52%	Dummer	1.70%	Hopkinton	2.47%	Newington	2.31%	Sullivan	1.92%	Nashua: Zip 03062	2.70%
Atkinson	2.72%	Dunbarton	2.47%	Hudson	2.47%	Newmarket	1.87%	Sunapee	2.05%	Nashua: Zip 03063	3.15%
Auburn	3.27%	Durham	2.73%	Jackson	1.77%	Newport	3.10%	Surry	1.92%	Nashua: Zip 03064	6.23%
Barnstead	2.31%	East Kingston	2.13%	Jaffrey	2.33%	Newton	2.13%	Sutton	2.05%		
Barrington	2.31%	Easton	1.65%	Jefferson	3.98%	North Hampton	1.87%	Swanzey	1.65%		
Bartlett	1.77%	Eaton	1.68%	Keene	1.92%	Northfield	3.40%	Tamworth	2.18%		
Bath	2.02%	Effingham	1.68%	Kensington	4.30%	Northumberland	2.20%	Temple	2.74%		
Bedford	4.39%	Ellsworth	1.52%	Kingston	2.13%	Northwood	3.00%	Thornton	1.52%	Unincorporated Places	
Belmont	2.31%	Enfield	2.39%	Laconia	3.02%	Nottingham	3.35%	Tilton	3.40%	<i>Atkinson and Gilmanton Academy Grant</i>	
Bennington	1.58%	Epping	3.35%	Lancaster	3.98%	Orange	2.51%	Troy	1.58%	<i>Bean's Grant</i>	
Benton	2.02%	Epsom	3.34%	Landaff	2.02%	Orford	2.51%	Tuftonboro	2.18%	<i>Bean's Purchase</i>	
Berlin	1.70%	Errol	1.70%	Langdon	2.16%	Ossipee	1.68%	Unity	3.10%	<i>Cambridge</i>	
Bethlehem	1.65%	Exeter	4.30%	Lebanon	2.39%	Pelham	2.59%	Wakefield	1.68%	<i>Chandler's Purchase</i>	
Boscawen	5.49%	Farmington	2.31%	Lee	2.73%	Pembroke	3.34%	Walpole	2.16%	<i>Crawford's Purchase</i>	
Bow	2.47%	Fitzwilliam	2.33%	Lempster	2.05%	Peterborough	2.74%	Warner	2.38%	<i>Cutt's Grant</i>	
Bradford	2.38%	Francestown	2.74%	Lincoln	1.52%	Piermont	2.51%	Warren	3.30%	<i>Dix's Grant</i>	
Brentwood	4.30%	Franconia	1.65%	Lisbon	2.02%	Pittsburg	2.20%	Washington	2.38%	<i>Dixville</i>	
Bridgewater	3.30%	Franklin	3.40%	Litchfield	3.41%	Pittsfield	3.00%	Waterville Valley	1.52%	<i>Erving's Location</i>	
Bristol	3.30%	Fredon	1.68%	Littleton	1.65%	Plainfield	2.39%	Weare	2.47%	<i>Green's Grant</i>	
Brookfield	1.68%	Fremont	3.35%	Londonderry	2.28%	Plaisow	2.72%	Webster	5.49%	<i>Hadley's Purchase</i>	
Brookline	3.24%	Gilford	2.00%	Loudon	3.00%	Plymouth	3.30%	Wentworth	3.30%	<i>Kilkenny</i>	
Campton	1.52%	Gilmanton	2.31%	Lyman	2.02%	Portsmouth	3.37%	Westmoreland	2.16%	<i>Livermore</i>	
Canaan	2.51%	Gilsum	2.16%	Lyme	2.51%	Randolph	3.98%	Whitefield	3.98%	<i>Low and Burbank's Grant</i>	
Candia	3.27%	Goffstown	4.55%	Lyndeborough	2.73%	Raymond	3.35%	Wilmot	2.25%	<i>Martin's Location</i>	
Canterbury	3.00%	Gorham	1.70%	Madbury	2.73%	Richmond	1.65%	Wilton	2.73%	<i>Millsfield</i>	
Carroll	3.98%	Goshen	2.05%	Madison	1.77%	Rindge	2.33%	Winchester	1.65%	<i>Odell</i>	
Center Harbor	2.00%	Grafton	2.51%	Manchester	4.86%	Rochester	4.11%	Windham	2.28%	<i>Pinkham's Grant</i>	
Charlestown	3.10%	Grantham	2.39%	Marlborough	1.58%	Rollinsford	3.84%	Windsor	2.38%	<i>Sargent's Purchase</i>	
Chatham	1.77%	Greenfield	2.74%	Marlow	2.16%	Roxbury	1.92%	Wolfeboro	2.16%	<i>Second College Grant</i>	
Chester	2.78%	Greenland	2.31%	Mason	3.24%	Rumney	3.30%	Woodstock	1.52%	<i>Success</i>	
Chesterfield	2.16%	Greenville	3.24%	Meredith	2.00%	Rye	2.31%			<i>Thompson and Meserves Purchase</i>	
Chichester	3.00%	Groton	3.30%	Merrimack	3.41%	Salem	2.65%			<i>Wentworth's Location</i>	
Claremont	3.10%	Hale's Location	1.77%	Middleton	2.31%	Salisbury	2.38%				
Clarksville	2.20%	Hampstead	2.78%	Milan	1.70%	Sanbornton	2.00%				
Colebrook	2.20%	Hampton	2.70%	Milford	4.47%	Sandown	2.78%				
Columbia	2.20%	Hampton Falls	2.70%	Milton	2.31%	Sandwich	2.18%				
Concord	5.49%	Hancock	1.58%	Monroe	2.02%	Seabrook	2.13%				
Conway	1.77%	Hanover	2.51%	Mont Vernon	2.73%	Sharon	2.74%				
Cornish	3.10%	Harrisville	1.58%	Moultonborough	2.18%	Shelburne	1.70%				
Croydon	3.10%	Hart's Location	1.77%	Nashua	3.98%	Somersworth	3.84%				

% 65+ with Bipolar Disorders (Ranked)

Boscawen	5.49%	Hooksett	3.27%	Hopkinton	2.47%	Acworth	2.16%	Madison	1.77%	Manchester	
Concord	5.49%	Brookline	3.24%	Weare	2.47%	Alstead	2.16%	Berlin	1.70%	Central Manchester	7.99%
Webster	5.49%	Greenville	3.24%	Hudson	2.47%	Chesterfield	2.16%	Dummer	1.70%	Manchester: West	4.60%
Manchester	4.86%	Hollis	3.24%	Enfield	2.39%	Gilsum	2.16%	Errol	1.70%	Manchester: East	4.05%
Goffstown	4.55%	Mason	3.24%	Grantham	2.39%	Langdon	2.16%	Gorham	1.70%	Manchester: North	3.99%
New Boston	4.55%	Charlestown	3.10%	Lebanon	2.39%	Marlow	2.16%	Milan	1.70%	Manchester: South	3.98%
Milford	4.47%	Claremont	3.10%	Plainfield	2.39%	Walpole	2.16%	Shelburne	1.70%		
Bedford	4.39%	Cornish	3.10%	Andover	2.38%	Westmoreland	2.16%	Brookfield	1.68%	Nashua	
Brentwood	4.30%	Croydon	3.10%	Bradford	2.38%	Wolfeboro	2.16%	Eaton	1.68%	Nashua: Zip 03064	6.23%
Exeter	4.30%	Newport	3.10%	Deering	2.38%	East Kingston	2.13%	Effingham	1.68%	Nashua: Zip 03060	4.81%
Kensington	4.30%	Unity	3.10%	Hillsborough	2.38%	Kingston	2.13%	Freedom	1.68%	Nashua: Zip 03063	3.15%
Dover	4.15%	Laconia	3.02%	Salisbury	2.38%	Newton	2.13%	Ossipee	1.68%	Nashua: Zip 03062	2.70%
Rochester	4.11%	Canterbury	3.00%	Warner	2.38%	Seabrook	2.13%	Wakefield	1.68%		
Carroll	3.98%	Chichester	3.00%	Washington	2.38%	South Hampton	2.13%	Hinsdale	1.65%		
Dalton	3.98%	Loudon	3.00%	Windsor	2.38%	Goshen	2.05%	Richmond	1.65%		
Jefferson	3.98%	Northwood	3.00%	Fitzwilliam	2.33%	Lempster	2.05%	Swanzy	1.65%		
Lancaster	3.98%	Pittsfield	3.00%	Jaffrey	2.33%	Newbury	2.05%	Winchester	1.65%	Unincorporated Places	
Randolph	3.98%	Chester	2.78%	New Ipswich	2.33%	Sunapee	2.05%	Bethlehem	1.65%	<i>Atkinson and Gilmanton Academy Grant</i>	
Whitefield	3.98%	Danville	2.78%	Rindge	2.33%	Sutton	2.05%	Easton	1.65%	<i>Bean's Grant</i>	
Nashua	3.98%	Hampstead	2.78%	Barrington	2.31%	Bath	2.02%	Franconia	1.65%	<i>Bean's Purchase</i>	
Rollinsford	3.84%	Sandown	2.78%	Farmington	2.31%	Benton	2.02%	Littleton	1.65%	<i>Cambridge</i>	
Somersworth	3.84%	Francestown	2.74%	Middleton	2.31%	Haverhill	2.02%	Sugar Hill	1.65%	<i>Chandler's Purchase</i>	
Derry	3.81%	Greenfield	2.74%	Milton	2.31%	Landaff	2.02%	Campton	1.58%	<i>Crawford's Purchase</i>	
Litchfield	3.41%	Peterborough	2.74%	New Durham	2.31%	Lisbon	2.02%	Bennington	1.58%	<i>Cutt's Grant</i>	
Merrimack	3.41%	Sharon	2.74%	Strafford	2.31%	Lyman	2.02%	Dublin	1.58%	<i>Dix's Grant</i>	
Franklin	3.40%	Temple	2.74%	Greenland	2.31%	Monroe	2.02%	Hancock	1.58%	<i>Dixville</i>	
Northfield	3.40%	Amherst	2.73%	New Castle	2.31%	Center Harbor	2.00%	Harrisville	1.58%	<i>Erving's Location</i>	
Tilton	3.40%	Lyndeborough	2.73%	Newington	2.31%	Danbury	2.00%	Marlborough	1.58%	<i>Green's Grant</i>	
Portsmouth	3.37%	Mont Vernon	2.73%	Rye	2.31%	Hill	2.00%	Nelson	1.58%	<i>Hadley's Purchase</i>	
Epping	3.35%	Wilton	2.73%	Barnstead	2.31%	Meredith	2.00%	Stoddard	1.58%	<i>Kilkenny</i>	
Fremont	3.35%	Durham	2.73%	Belmont	2.31%	New Hampton	2.00%	Troy	1.58%	<i>Livermore</i>	
Nottingham	3.35%	Lee	2.73%	Gilmanton	2.31%	Sanbornton	2.00%	Ashland	1.52%	<i>Low and Burbank's Grant</i>	
Raymond	3.35%	Madbury	2.73%	Londonderry	2.28%	Alton	2.00%	Campton	1.52%	<i>Martin's Location</i>	
Allenstown	3.34%	Atkinson	2.72%	Windham	2.28%	Gilford	2.00%	Ellsworth	1.52%	<i>Millsfield</i>	
Epsom	3.34%	Plaistow	2.72%	New London	2.25%	Keene	1.92%	Holderness	1.52%	<i>Odell</i>	
Pembroke	3.34%	Hampton	2.70%	Springfield	2.25%	Roxbury	1.92%	Lincoln	1.52%	<i>Pinkham's Grant</i>	
Alexandria	3.30%	Hampton Falls	2.70%	Willmot	2.25%	Sullivan	1.92%	Thornton	1.52%	<i>Sargent's Purchase</i>	
Bridgewater	3.30%	Salem	2.65%	Clarksville	2.20%	Surry	1.92%	Waterville Valley	1.52%	<i>Second College Grant</i>	
Bristol	3.30%	Pelham	2.59%	Colebrook	2.20%	Newfields	1.87%	Woodstock	1.52%	<i>Success</i>	
Dorchester	3.30%	Canaan	2.51%	Columbia	2.20%	Newmarket	1.87%			<i>Thompson and Meserves Purchase</i>	
Groton	3.30%	Grafton	2.51%	Northumberland	2.20%	North Hampton	1.87%			<i>Wentworth's Location</i>	
Hebron	3.30%	Hanover	2.51%	Pittsburg	2.20%	Stratham	1.87%				
Plymouth	3.30%	Lyme	2.51%	Stark	2.20%	Albany	1.77%				
Rumney	3.30%	Orange	2.51%	Stewartstown	2.20%	Bartlett	1.77%				
Warren	3.30%	Orford	2.51%	Stratford	2.20%	Chatham	1.77%				
Wentworth	3.30%	Piermont	2.51%	Moultonborough	2.18%	Conway	1.77%				
Auburn	3.27%	Bow	2.47%	Sandwich	2.18%	Hale's Location	1.77%				
Candia	3.27%	Dunbarton	2.47%	Tamworth	2.18%	Hart's Location	1.77%				
Deerfield	3.27%	Henniker	2.47%	Tuftonboro	2.18%	Jackson	1.77%				