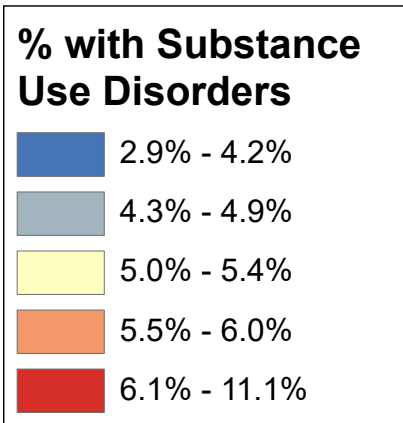
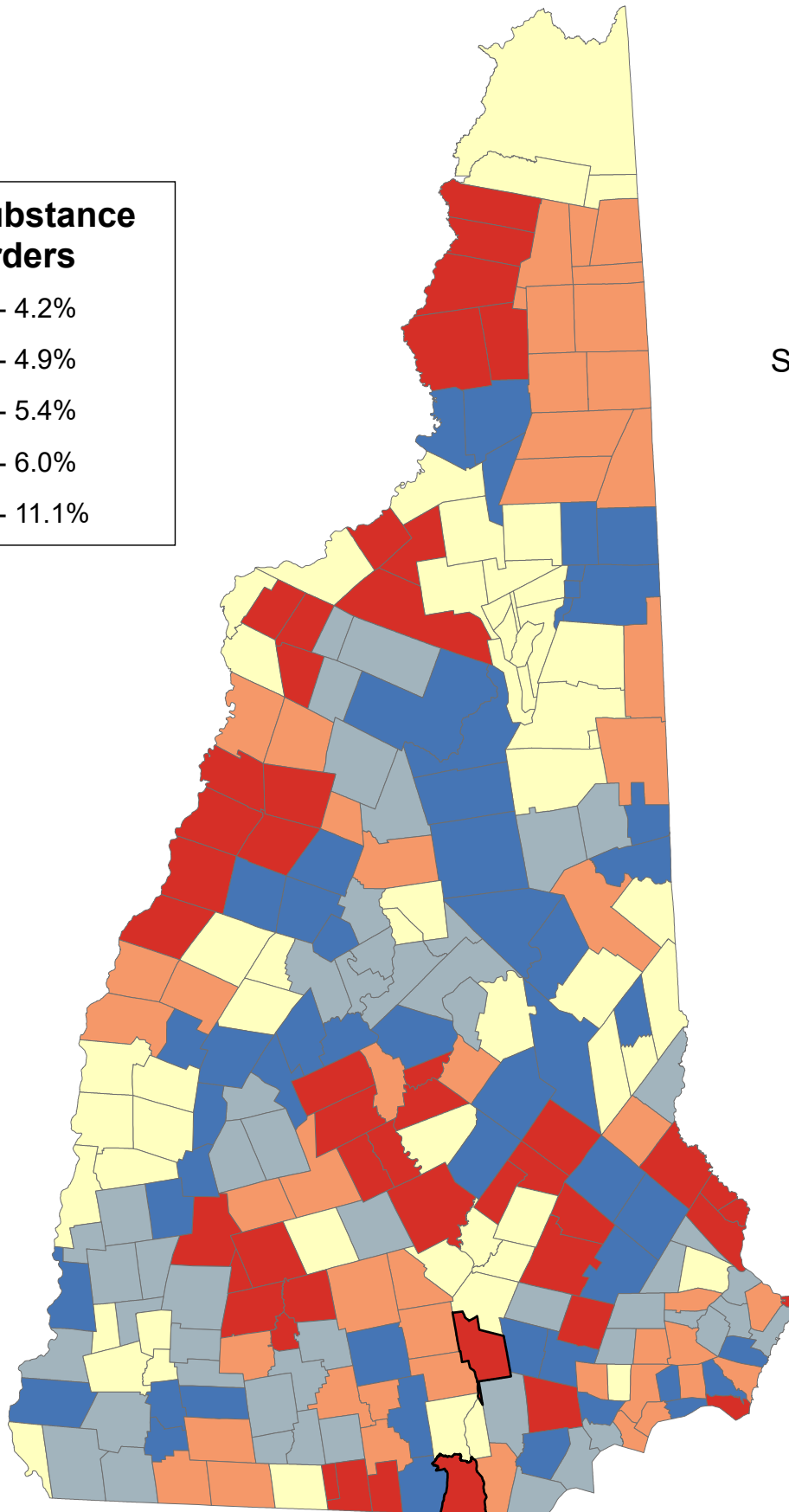


Percentage of Medicare Beneficiaries Age 65+ Ever Diagnosed with Substance Use Disorders

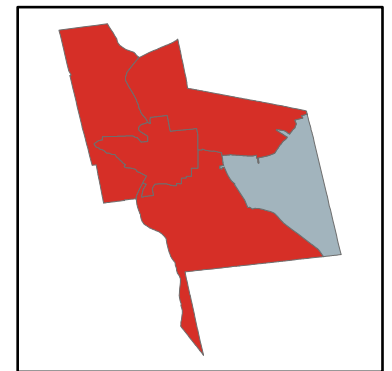


State Average: 5.5%

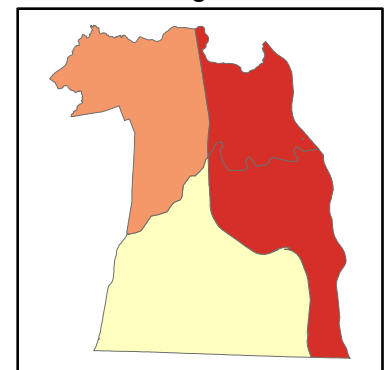
Source: CMS, 2014, 2015



Manchester Neighborhoods



Nashua Neighborhoods



% 65+ with Substance Use Disorders (Drug Use +/-or Alcohol Abuse)

Acworth	4.41%	Dalton	8.26%	Haverhill	5.44%	Nelson	4.47%	South Hampton	3.20%	Manchester	
Albany	5.30%	Danbury	4.20%	Hebron	4.05%	New Boston	3.87%	Springfield	4.08%	Central Manchester	11.01%
Alexandria	4.75%	Danville	4.92%	Henniker	5.19%	New Castle	6.82%	Stark	4.24%	Manchester: West	6.94%
Allenstown	5.11%	Deerfield	7.41%	Hill	4.20%	New Durham	5.20%	Stewartstown	6.24%	Manchester: South	7.12%
Alstead	4.41%	Deering	6.56%	Hillsborough	6.56%	New Hampton	4.79%	Stoddard	4.47%	Manchester: North	6.16%
Alton	3.19%	Derry	6.99%	Hinsdale	5.26%	New Ipswich	5.10%	Strafford	3.87%	Manchester: East	4.32%
Amherst	4.11%	Dorchester	4.05%	Holderness	4.92%	New London	4.70%	Stratford	6.24%		
Andover	6.03%	Dover	6.32%	Hollis	3.37%	Newbury	4.35%	Stratham	4.49%	Nashua	
Antrim	6.19%	Dublin	4.04%	Hooksett	5.07%	Newfields	4.49%	Sugar Hill	4.70%	Nashua: Zip 03060	7.03%
Ashland	4.92%	Dummer	5.48%	Hopkinton	4.75%	Newington	4.54%	Sullivan	5.23%	Nashua: Zip 03062	5.25%
Atkinson	4.48%	Dunbarton	5.53%	Hudson	5.44%	Newmarket	5.67%	Sunapee	3.87%	Nashua: Zip 03063	5.47%
Auburn	3.61%	Durham	5.06%	Jackson	4.91%	Newport	5.41%	Surry	5.23%	Nashua: Zip 03064	8.14%
Barnstead	6.46%	East Kingston	3.20%	Jaffrey	5.49%	Newton	5.43%	Sutton	4.35%		
Barrington	4.02%	Easton	4.70%	Jefferson	5.33%	North Hampton	3.82%	Swanzey	4.55%		
Bartlett	4.91%	Eaton	4.25%	Keene	5.23%	Northfield	6.83%	Tamworth	4.36%		
Bath	5.16%	Effingham	5.26%	Kensington	5.85%	Northumberland	4.24%	Temple	4.90%		
Bedford	5.76%	Ellsworth	5.62%	Kingston	5.87%	Northwood	8.73%	Thornton	4.60%	Unincorporated Places	
Belmont	5.61%	Enfield	5.73%	Laconia	4.66%	Nottingham	4.15%	Tilton	6.83%	<i>Atkinson and Gilmanton Academy Grant</i>	
Bennington	6.19%	Epping	4.78%	Lancaster	5.38%	Orange	4.99%	Troy	4.04%	<i>Bean's Grant</i>	
Benton	5.44%	Epsom	5.17%	Landaff	6.06%	Orford	6.01%	Tuftonboro	3.81%	<i>Bean's Purchase</i>	
Berlin	5.85%	Errol	5.48%	Langdon	4.41%	Ossipee	5.45%	Unity	5.41%	<i>Cambridge</i>	
Bethlehem	6.64%	Exeter	5.85%	Lebanon	5.86%	Pelham	4.40%	Wakefield	5.26%	<i>Chandler's Purchase</i>	
Boscawen	7.57%	Farmington	5.80%	Lee	4.69%	Pembroke	5.11%	Walpole	3.83%	<i>Crawford's Purchase</i>	
Bow	5.19%	Fitzwilliam	5.43%	Lempster	3.87%	Peterborough	4.90%	Warner	5.67%	<i>Cutt's Grant</i>	
Bradford	5.67%	Francestown	4.90%	Lincoln	4.25%	Piermont	6.01%	Warren	6.23%	<i>Dix's Grant</i>	
Brentwood	5.85%	Franconia	4.70%	Lisbon	6.06%	Pittsburg	5.08%	Washington	6.56%	<i>Dixville</i>	
Bridgewater	4.75%	Franklin	5.47%	Litchfield	5.18%	Pittsfield	6.28%	Waterville Valley	4.25%	<i>Erving's Location</i>	
Bristol	4.75%	Freedom	4.25%	Littleton	5.12%	Plainfield	5.86%	Weare	5.53%	<i>Green's Grant</i>	
Brookfield	3.91%	Fremont	4.30%	Londonderry	4.41%	Plaisow	5.64%	Webster	7.57%	<i>Hadley's Purchase</i>	
Brookline	7.75%	Gilford	4.94%	Loudon	3.88%	Plymouth	4.75%	Wentworth	6.23%	<i>Kilkenny</i>	
Campton	5.62%	Gilmanton	2.90%	Lyman	6.06%	Portsmouth	5.79%	Westmoreland	4.38%	<i>Livermore</i>	
Canaan	4.99%	Gilsum	4.41%	Lyme	6.01%	Randolph	5.33%	Whitefield	8.26%	<i>Low and Burbank's Grant</i>	
Candia	4.72%	Goffstown	5.97%	Lyndeborough	5.82%	Raymond	7.00%	Wilmot	4.08%	<i>Martin's Location</i>	
Canterbury	5.14%	Gorham	3.11%	Madbury	4.69%	Richmond	4.55%	Wilton	4.27%	<i>Millsfield</i>	
Carroll	5.33%	Goshen	3.87%	Madison	4.31%	Rindge	5.43%	Winchester	4.55%	<i>Odell</i>	
Center Harbor	4.50%	Grafton	4.99%	Manchester	7.26%	Rochester	6.25%	Windham	4.09%	<i>Pinkham's Grant</i>	
Charlestown	5.41%	Grantham	4.00%	Marlborough	4.04%	Rollinsford	6.79%	Windsor	6.56%	<i>Sargent's Purchase</i>	
Chatham	5.52%	Greenfield	4.90%	Marlow	4.41%	Roxbury	5.23%	Wolfeboro	5.19%	<i>Second College Grant</i>	
Chester	3.84%	Greenland	4.54%	Mason	9.97%	Rumney	4.05%	Woodstock	4.60%	<i>Success</i>	
Chesterfield	3.28%	Greenville	9.97%	Meredith	4.79%	Rye	4.48%			<i>Thompson and Meserves Purchase</i>	
Chichester	6.28%	Groton	4.05%	Merrimack	5.21%	Salem	4.76%			<i>Wentworth's Location</i>	
Claremont	5.41%	Hale's Location	4.91%	Middleton	5.20%	Salisbury	6.03%				
Clarksville	5.08%	Hampstead	3.98%	Milan	5.48%	Sanbornton	4.20%				
Colebrook	6.24%	Hampton	5.92%	Milford	5.68%	Sandown	5.98%				
Columbia	6.24%	Hampton Falls	4.06%	Milton	4.56%	Sandwich	3.14%				
Concord	7.57%	Hancock	5.41%	Monroe	5.16%	Seabrook	7.69%				
Conway	5.52%	Hanover	6.34%	Mont Vernon	5.82%	Sharon	4.90%				
Cornish	5.41%	Harrisville	4.47%	Moultonborough	3.14%	Shelburne	3.11%				
Croydon	5.41%	Hart's Location	4.91%	Nashua	6.30%	Somersworth	6.97%				

% 65+ with Substance Use Disorders (Drug Use +/-or Alcohol Abuse) (Ranked)

Greenville	9.97%	Hampton	5.92%	Albany	5.30%	Bristol	4.75%	Sanbornton	4.20%	Manchester	
Mason	9.97%	Kingston	5.87%	Effingham	5.26%	Plymouth	4.75%	Nottingham	4.15%	Central Manchester	11.01%
Northwood	8.73%	Lebanon	5.86%	Wakefield	5.26%	Hopkinton	4.75%	Amherst	4.11%	Manchester: South	7.12%
Dalton	8.26%	Plainfield	5.86%	Hinsdale	5.26%	Candia	4.72%	Windham	4.09%	Manchester: West	6.94%
Whitefield	8.26%	Brentwood	5.85%	Keene	5.23%	Easton	4.70%	Springfield	4.08%	Manchester: North	6.16%
Brookline	7.75%	Exeter	5.85%	Roxbury	5.23%	Franconia	4.70%	Wilmot	4.08%	Manchester: East	4.32%
Seabrook	7.69%	Kensington	5.85%	Sullivan	5.23%	Sugar Hill	4.70%	Hampton Falls	4.06%		
Boscawen	7.57%	Berlin	5.85%	Surry	5.23%	New London	4.70%	Dorchester	4.05%	Nashua	
Concord	7.57%	Lyndeborough	5.82%	Merrimack	5.21%	Lee	4.69%	Groton	4.05%	Nashua: Zip 03064	8.14%
Webster	7.57%	Mont Vernon	5.82%	Middleton	5.20%	Madbury	4.69%	Hebron	4.05%	Nashua: Zip 03060	7.03%
Deerfield	7.41%	Farmington	5.80%	New Durham	5.20%	Laconia	4.66%	Rumney	4.05%	Nashua: Zip 03063	5.47%
Manchester	7.26%	Portsmouth	5.79%	Henniker	5.19%	Thornton	4.60%	Dublin	4.04%	Nashua: Zip 03062	5.25%
Raymond	7.00%	Bedford	5.76%	Bow	5.19%	Woodstock	4.60%	Marlborough	4.04%		
Derry	6.99%	Enfield	5.73%	Wolfeboro	5.19%	Milton	4.56%	Troy	4.04%		
Somersworth	6.97%	Milford	5.68%	Litchfield	5.18%	Richmond	4.55%	Barrington	4.02%		
Northfield	6.83%	Bradford	5.67%	Epsom	5.17%	Swanzy	4.55%	Grantham	4.00%		
Tilton	6.83%	Warner	5.67%	Bath	5.16%	Winchester	4.55%	Hampstead	3.98%	Unincorporated Places	
New Castle	6.82%	Newmarket	5.67%	Monroe	5.16%	Greenland	4.54%	Brookfield	3.91%	<i>Atkinson and Gilmanton Academy Grant</i>	
Rollinsford	6.79%	Plaistow	5.64%	Canterbury	5.14%	Newington	4.54%	Loudon	3.88%	<i>Bean's Grant</i>	
Bethlehem	6.64%	Campton	5.62%	Littleton	5.12%	Center Harbor	4.50%	Goshen	3.87%	<i>Bean's Purchase</i>	
Deering	6.56%	Ellsworth	5.62%	Allenstown	5.11%	Newfields	4.49%	Lempster	3.87%	<i>Cambridge</i>	
Hillsborough	6.56%	Belmont	5.61%	Pembroke	5.11%	Stratham	4.49%	Sunapee	3.87%	<i>Chandler's Purchase</i>	
Washington	6.56%	Dunbarton	5.53%	New Ipswich	5.10%	Atkinson	4.48%	South Hampton	3.87%	<i>Crawford's Purchase</i>	
Windsor	6.56%	Weare	5.53%	Clarksville	5.08%	Rye	4.48%	Strafford	3.87%	<i>Cutt's Grant</i>	
Barnstead	6.46%	Chatham	5.52%	Pittsburg	5.08%	Harrisville	4.47%	Chester	3.84%	<i>Dix's Grant</i>	
Hanover	6.34%	Conway	5.52%	Hooksett	5.07%	Nelson	4.47%	Walpole	3.83%	<i>Dixville</i>	
Dover	6.32%	Jaffrey	5.49%	Durham	5.06%	Stoddard	4.47%	North Hampton	3.82%	<i>Erving's Location</i>	
Nashua	6.30%	Dummer	5.48%	Canaan	4.99%	Acworth	4.41%	Tuftonboro	3.81%	<i>Green's Grant</i>	
Chichester	6.28%	Errol	5.48%	Grafton	4.99%	Alstead	4.41%	Auburn	3.61%	<i>Hadley's Purchase</i>	
Pittsfield	6.28%	Milan	5.48%	Orange	4.99%	Gilsum	4.41%	Hollis	3.37%	<i>Kilkenny</i>	
Rochester	6.25%	Franklin	5.47%	Gilford	4.94%	Langdon	4.41%	Chesterfield	3.28%	<i>Livermore</i>	
Colebrook	6.24%	Ossipee	5.45%	Ashland	4.92%	Marlow	4.41%	East Kingston	3.20%	<i>Low and Burbank's Grant</i>	
Columbia	6.24%	Hudson	5.44%	Holderness	4.92%	Londonderry	4.41%	South Hampton	3.20%	<i>Martin's Location</i>	
Stewartstown	6.24%	Benton	5.44%	Danville	4.92%	Pelham	4.40%	Alton	3.19%	<i>Millsfield</i>	
Stratford	6.24%	Haverhill	5.44%	Bartlett	4.91%	Westmoreland	4.38%	Moultonborough	3.14%	<i>Odell</i>	
Warren	6.23%	Fitzwilliam	5.43%	Hale's Location	4.91%	Tamworth	4.36%	Sandwich	3.14%	<i>Pinkham's Grant</i>	
Wentworth	6.23%	Rindge	5.43%	Hart's Location	4.91%	Newbury	4.35%	Gorham	3.11%	<i>Sargent's Purchase</i>	
Antrim	6.19%	Newton	5.43%	Jackson	4.91%	Sutton	4.35%	Shelburne	3.11%	<i>Second College Grant</i>	
Bennington	6.19%	Hancock	5.41%	Peterborough	4.90%	Madison	4.31%	Gilmanton	2.90%	<i>Success</i>	
Landaff	6.06%	Charlestown	5.41%	Sharon	4.90%	Fremont	4.30%			<i>Thompson and Meserves Purchase</i>	
Lisbon	6.06%	Claremont	5.41%	Francestown	4.90%	Wilton	4.27%			<i>Wentworth's Location</i>	
Lyman	6.06%	Cornish	5.41%	Greenfield	4.90%	Lincoln	4.25%				
Andover	6.03%	Croydon	5.41%	Temple	4.90%	Waterville Valley	4.25%				
Salisbury	6.03%	Newport	5.41%	Meredith	4.79%	Eaton	4.25%				
Lyme	6.01%	Unity	5.41%	New Hampton	4.79%	Freedom	4.25%				
Orford	6.01%	Lancaster	5.38%	Epping	4.78%	Northumberland	4.24%				
Piermont	6.01%	Carroll	5.33%	Salem	4.76%	Stark	4.24%				
Sandown	5.98%	Jefferson	5.33%	Alexandria	4.75%	Danbury	4.20%				
Goffstown	5.97%	Randolph	5.33%	Bridgewater	4.75%	Hill	4.20%				