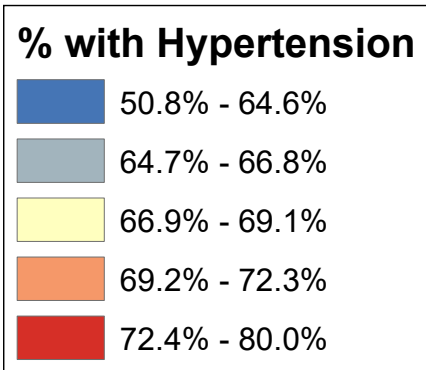
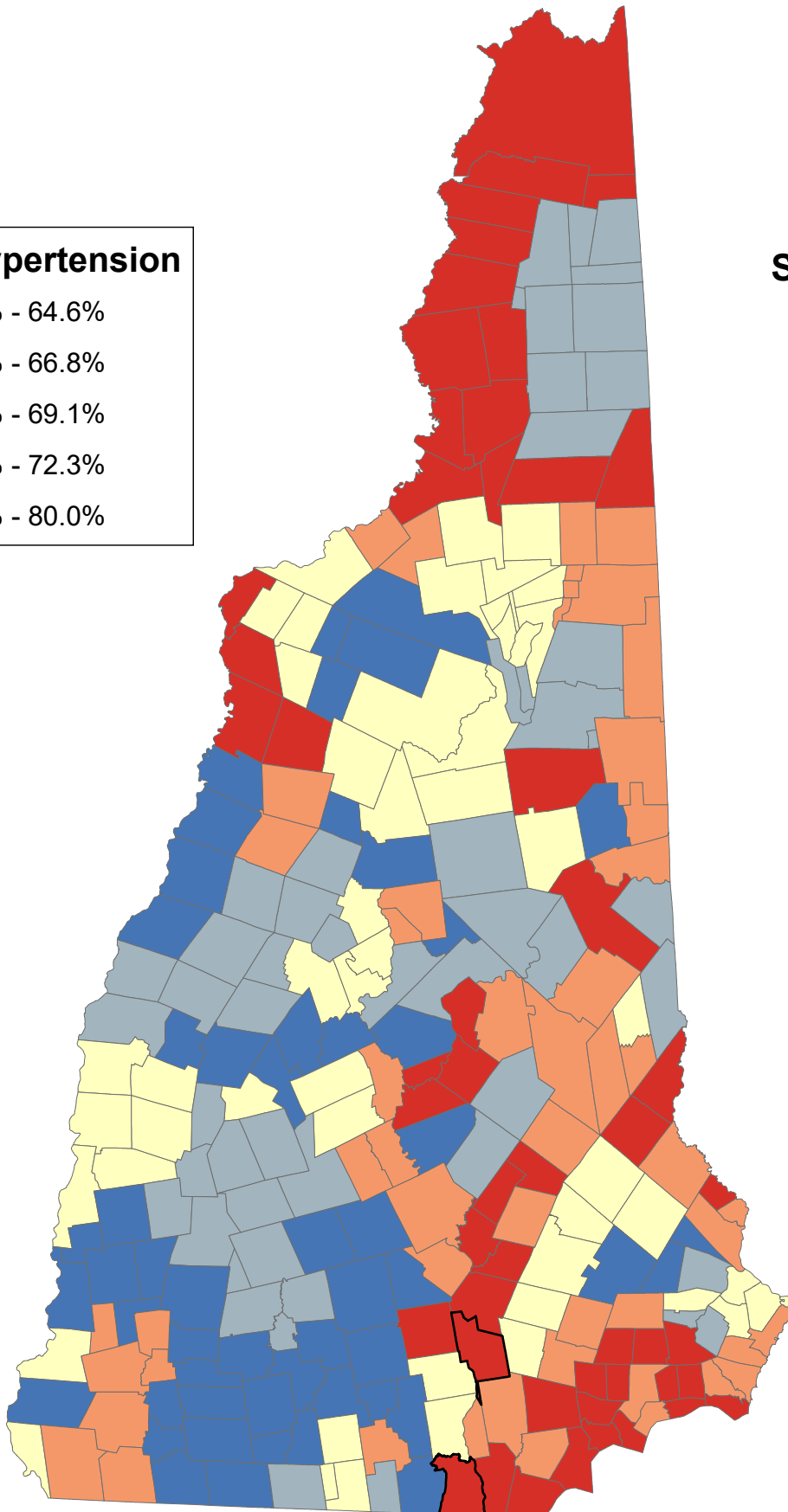


Percentage of Medicare Beneficiaries Age 65+ Years Ever Diagnosed with Hypertension

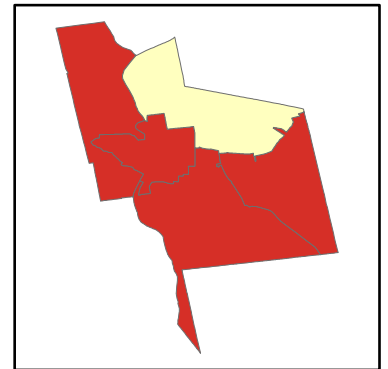


State Average: 70.2%

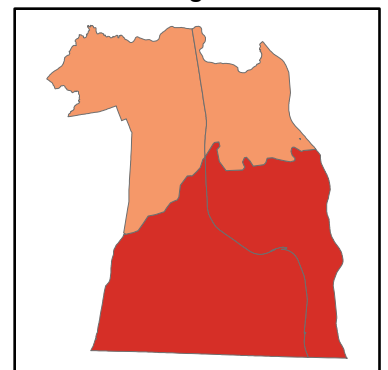
Source: CMS, 2015



Manchester Neighborhoods



Nashua Neighborhoods



% 65+ with Hypertension

Acworth	61.62%	Dalton	71.25%	Haverhill	75.01%	Nelson	58.35%	South Hampton	73.44%	Manchester	
Albany	72.75%	Danbury	64.64%	Hebron	65.09%	New Boston	62.50%	Springfield	62.82%	Central Manchester	75.31%
Alexandria	67.69%	Danville	72.72%	Henniker	59.23%	New Castle	67.76%	Stark	76.54%	Manchester: West	76.58%
Allenstown	73.46%	Deerfield	67.30%	Hill	64.64%	New Durham	70.98%	Stewartstown	74.10%	Manchester: South	76.35%
Alstead	61.62%	Deering	65.91%	Hillsborough	65.91%	New Hampton	66.25%	Stoddard	58.35%	Manchester: North	69.01%
Alton	70.49%	Derry	73.26%	Hinsdale	67.66%	New Ipswich	66.16%	Strafford	67.35%	Manchester: East	74.77%
Amherst	61.73%	Dorchester	65.09%	Holderness	69.64%	New London	68.83%	Stratford	74.10%		
Andover	67.75%	Dover	72.09%	Hollis	64.48%	Newbury	66.20%	Stratham	66.22%	Nashua	
Antrim	66.75%	Dublin	59.51%	Hooksett	73.88%	Newfields	66.22%	Sugar Hill	60.96%	Nashua: Zip 03060	77.43%
Ashland	69.64%	Dummer	65.35%	Hopkinton	63.46%	Newington	67.54%	Sullivan	69.86%	Nashua: Zip 03062	73.51%
Atkinson	75.28%	Dunbarton	63.70%	Hudson	74.26%	Newmarket	68.29%	Sunapee	65.28%	Nashua: Zip 03063	70.68%
Auburn	68.30%	Durham	65.58%	Jackson	65.66%	Newport	68.73%	Surry	69.86%	Nashua: Zip 03064	71.36%
Barnstead	70.45%	East Kingston	73.44%	Jaffrey	64.44%	Newton	69.77%	Sutton	66.20%		
Barrington	67.89%	Easton	60.96%	Jefferson	66.94%	North Hampton	70.30%	Swanzy	69.92%		
Bartlett	65.66%	Eaton	69.48%	Keene	69.86%	Northfield	74.19%	Tamworth	67.44%		
Bath	73.62%	Effingham	66.77%	Kensington	72.47%	Northumberland	76.54%	Temple	57.72%		
Bedford	68.30%	Ellsworth	64.17%	Kingston	71.70%	Northwood	67.88%	Thornton	67.72%	Unincorporated Places	
Belmont	73.61%	Enfield	66.66%	Laconia	73.94%	Nottingham	63.69%	Tilton	74.19%	<i>Atkinson and Gilmanton Academy Grant</i>	
Bennington	66.75%	Epping	69.44%	Lancaster	74.04%	Orange	65.25%	Troy	59.51%	<i>Bean's Grant</i>	
Benton	75.01%	Epsom	70.67%	Landaff	68.76%	Orford	57.40%	Tuftonboro	66.80%	<i>Bean's Purchase</i>	
Berlin	77.74%	Errol	65.35%	Langdon	61.62%	Ossipee	73.14%	Unity	68.73%	<i>Cambridge</i>	
Bethlehem	62.21%	Exeter	72.47%	Lebanon	65.74%	Pelham	76.78%	Wakefield	66.77%	<i>Chandler's Purchase</i>	
Boscawen	71.04%	Farmington	72.95%	Lee	63.76%	Pembroke	73.46%	Walpole	61.24%	<i>Crawford's Purchase</i>	
Bow	70.44%	Fitzwilliam	64.51%	Lempster	65.28%	Peterborough	62.77%	Warner	65.43%	<i>Cutt's Grant</i>	
Bradford	65.43%	Francestown	57.72%	Lincoln	68.77%	Piermont	57.40%	Warren	71.15%	<i>Dix's Grant</i>	
Brentwood	72.47%	Franconia	60.96%	Lisbon	68.76%	Pittsburg	80.00%	Washington	65.91%	<i>Dixville</i>	
Bridgewater	67.69%	Franklin	71.78%	Litchfield	70.93%	Pittsfield	74.26%	Waterville Valley	68.77%	<i>Erving's Location</i>	
Bristol	67.69%	Freedom	69.48%	Littleton	66.83%	Plainfield	65.74%	Weare	63.70%	<i>Green's Grant</i>	
Brookfield	67.03%	Fremont	76.75%	Londonderry	71.43%	Plaisow	73.19%	Webster	71.04%	<i>Hadley's Purchase</i>	
Brookline	66.57%	Gilford	71.03%	Loudon	66.70%	Plymouth	67.69%	Wentworth	71.15%	<i>Kilkenny</i>	
Campton	64.17%	Gilmanton	64.76%	Lyman	68.76%	Portsmouth	69.14%	Westmoreland	67.29%	<i>Livermore</i>	
Canaan	65.25%	Gilsum	61.62%	Lyme	57.40%	Randolph	66.94%	Whitefield	71.25%	<i>Low and Burbank's Grant</i>	
Candia	67.42%	Goffstown	72.55%	Lyndeborough	63.33%	Raymond	69.79%	Wilmot	62.82%	<i>Martin's Location</i>	
Canterbury	62.93%	Gorham	70.45%	Madbury	63.76%	Richmond	69.92%	Wilton	67.80%	<i>Millsfield</i>	
Carroll	66.94%	Goshen	65.28%	Madison	63.94%	Rindge	64.51%	Winchester	69.92%	<i>Odell</i>	
Center Harbor	63.69%	Grafton	65.25%	Manchester	74.62%	Rochester	72.31%	Windham	70.70%	<i>Pinkham's Grant</i>	
Charlestown	68.73%	Grantham	62.83%	Marlborough	59.51%	Rollinsford	70.26%	Windsor	65.91%	<i>Sargent's Purchase</i>	
Chatham	71.01%	Greenfield	57.72%	Marlow	61.62%	Roxbury	69.86%	Wolfeboro	70.01%	<i>Second College Grant</i>	
Chester	71.52%	Greenland	67.54%	Mason	67.16%	Rumney	65.09%	Woodstock	67.72%	<i>Success</i>	
Chesterfield	63.56%	Greenville	67.16%	Meredith	66.25%	Rye	70.95%			<i>Thompson and Meserves Purchase</i>	
Chichester	74.26%	Groton	65.09%	Merrimack	69.07%	Salem	79.31%			<i>Wentworth's Location</i>	
Claremont	68.73%	Hale's Location	65.66%	Middleton	70.98%	Salisbury	67.75%				
Clarksville	80.00%	Hampstead	78.24%	Milan	65.35%	Sanbornton	64.64%				
Colebrook	74.10%	Hampton	70.39%	Milford	71.53%	Sandown	74.53%				
Columbia	74.10%	Hampton Falls	70.67%	Milton	73.02%	Sandwich	65.86%				
Concord	71.04%	Hancock	50.83%	Monroe	73.62%	Seabrook	78.77%				
Conway	71.01%	Hanover	58.54%	Mont Vernon	63.33%	Sharon	62.77%				
Cornish	68.73%	Harrisville	58.35%	Moultonborough	65.86%	Shelburne	70.45%				
Croydon	68.73%	Hart's Location	65.66%	Nashua	73.77%	Somersworth	72.54%				

% 65+ with Hypertension (Ranked)

Clarksville	80.00%	Franklin	71.78%	Waterville Valley	68.77%	New Hampton	66.25%	Nottingham	63.69%	Manchester	
Pittsburg	80.00%	Kingston	71.70%	Landaff	68.76%	Newfields	66.22%	Center Harbor	63.69%	Manchester: West	76.58%
Salem	79.31%	Milford	71.53%	Lisbon	68.76%	Stratham	66.22%	Chesterfield	63.56%	Manchester: South	76.35%
Seabrook	78.77%	Chester	71.52%	Lyman	68.76%	Newbury	66.20%	Hopkinton	63.46%	Central Manchester	75.31%
Hampstead	78.24%	Londonderry	71.43%	Charlestown	68.73%	Sutton	66.20%	Lyndeborough	63.33%	Manchester: East	74.77%
Berlin	77.74%	Dalton	71.25%	Claremont	68.73%	New Ipswich	66.16%	Mont Vernon	63.33%	Manchester: North	69.01%
Pelham	76.78%	Whitefield	71.25%	Cornish	68.73%	Deering	65.91%	Canterbury	62.93%		
Fremont	76.75%	Warren	71.15%	Croydon	68.73%	Hillsborough	65.91%	Grantham	62.83%	Nashua	
Northumberland	76.54%	Wentworth	71.15%	Newport	68.73%	Washington	65.91%	Springfield	62.82%	Nashua: Zip 03060	77.43%
Stark	76.54%	Boscawen	71.04%	Unity	68.73%	Windsor	65.91%	Wilmot	62.82%	Nashua: Zip 03062	73.51%
Atkinson	75.28%	Concord	71.04%	Bedford	68.30%	Moultonborough	65.86%	Peterborough	62.77%	Nashua: Zip 03064	71.36%
Benton	75.01%	Webster	71.04%	Auburn	68.30%	Sandwich	65.86%	Sharon	62.77%	Nashua: Zip 03063	70.68%
Haverhill	75.01%	Gilford	71.03%	Newmarket	68.29%	Lebanon	65.74%	New Boston	62.50%		
Manchester	74.62%	Chatham	71.01%	Barrington	67.89%	Plainfield	65.74%	Bethlehem	62.21%		
Sandown	74.53%	Conway	71.01%	Northwood	67.88%	Bartlett	65.66%	Amherst	61.73%		
Chichester	74.26%	Middleton	70.98%	Wilton	67.80%	Hale's Location	65.66%	Acworth	61.62%		
Pittsfield	74.26%	New Durham	70.98%	New Castle	67.76%	Hart's Location	65.66%	Alstead	61.62%	Unincorporated Places	
Hudson	74.26%	Rye	70.95%	Andover	67.75%	Jackson	65.66%	Gilsum	61.62%	<i>Atkinson and Gilmanton Academy Grant</i>	
Northfield	74.19%	Litchfield	70.93%	Salisbury	67.75%	Durham	65.58%	Langdon	61.62%	<i>Bean's Grant</i>	
Tilton	74.19%	Windham	70.70%	Thornton	67.72%	Bradford	65.43%	Marlow	61.62%	<i>Bean's Purchase</i>	
Colebrook	74.10%	Epsom	70.67%	Woodstock	67.72%	Warner	65.43%	Walpole	61.24%	<i>Cambridge</i>	
Columbia	74.10%	Hampton Falls	70.67%	Alexandria	67.69%	Dummer	65.35%	Easton	60.96%	<i>Chandler's Purchase</i>	
Stewartstown	74.10%	Alton	70.49%	Bridgewater	67.69%	Errol	65.35%	Fracestown	60.96%	<i>Crawford's Purchase</i>	
Stratford	74.10%	Gorham	70.45%	Bristol	67.69%	Milan	65.35%	Sugar Hill	60.96%	<i>Cutt's Grant</i>	
Lancaster	74.04%	Shelburne	70.45%	Plymouth	67.69%	Goshen	65.28%	Dublin	59.51%	<i>Dix's Grant</i>	
Laconia	73.94%	Barnstead	70.45%	Hinsdale	67.66%	Lempster	65.28%	Marlborough	59.51%	<i>Dixville</i>	
Hooksett	73.88%	Bow	70.44%	Greenland	67.54%	Sunapee	65.28%	Troy	59.51%	<i>Erving's Location</i>	
Nashua	73.77%	Hampton	70.39%	Newington	67.54%	Canaan	65.25%	Henniker	59.23%	<i>Green's Grant</i>	
Bath	73.62%	North Hampton	70.30%	Tamworth	67.44%	Grafton	65.25%	Hanover	58.54%	<i>Hadley's Purchase</i>	
Monroe	73.62%	Rollinsford	70.26%	Candia	67.42%	Orange	65.25%	Harrisville	58.35%	<i>Kilkenny</i>	
Belmont	73.61%	Wolfeboro	70.01%	Strafford	67.35%	Dorchester	65.09%	Nelson	58.35%	<i>Livermore</i>	
Allenstown	73.46%	Richmond	69.92%	Deerfield	67.30%	Groton	65.09%	Stoddard	58.35%	<i>Low and Burbank's Grant</i>	
Pembroke	73.46%	Swanzey	69.92%	Westmoreland	67.29%	Hebron	65.09%	Fracestown	57.72%	<i>Martin's Location</i>	
East Kingston	73.44%	Winchester	69.92%	Greenville	67.16%	Rumney	65.09%	Greenfield	57.72%	<i>Millsfield</i>	
South Hampton	73.44%	Keene	69.86%	Mason	67.16%	Gilmanton	64.76%	Temple	57.72%	<i>Odell</i>	
Derry	73.26%	Roxbury	69.86%	Brookfield	67.03%	Danbury	64.64%	Lyme	57.40%	<i>Pinkham's Grant</i>	
Plaistow	73.19%	Sullivan	69.86%	Carroll	66.94%	Hill	64.64%	Orford	57.40%	<i>Sargent's Purchase</i>	
Ossipee	73.14%	Surry	69.86%	Jefferson	66.94%	Sanbornton	64.64%	Piermont	57.40%	<i>Second College Grant</i>	
Milton	73.02%	Raymond	69.79%	Randolph	66.94%	Fitzwilliam	64.51%	Hancock	50.83%	<i>Success</i>	
Farmington	72.95%	Newton	69.77%	Littleton	66.83%	Rindge	64.51%			<i>Thompson and Meserves Purchase</i>	
Albany	72.75%	Ashland	69.64%	Tuftonboro	66.80%	Hollis	64.48%			<i>Wentworth's Location</i>	
Danville	72.72%	Holderness	69.64%	Effingham	66.77%	Jaffrey	64.44%				
Goffstown	72.55%	Eaton	69.48%	Wakefield	66.77%	Campton	64.17%				
Somersworth	72.54%	Freedom	69.48%	Antrim	66.75%	Ellsworth	64.17%				
Brentwood	72.47%	Epping	69.44%	Bennington	66.75%	Madison	63.94%				
Exeter	72.47%	Portsmouth	69.14%	Loudon	66.70%	Lee	63.76%				
Kensington	72.47%	Merrimack	69.07%	Enfield	66.66%	Madbury	63.76%				
Rochester	72.31%	New London	68.83%	Brookline	66.57%	Dunbarton	63.70%				
Dover	72.09%	Lincoln	68.77%	Meredith	66.25%	Weare	63.70%				