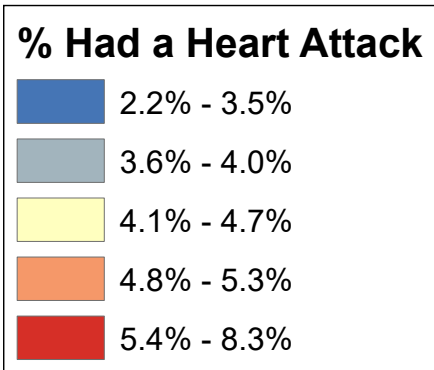
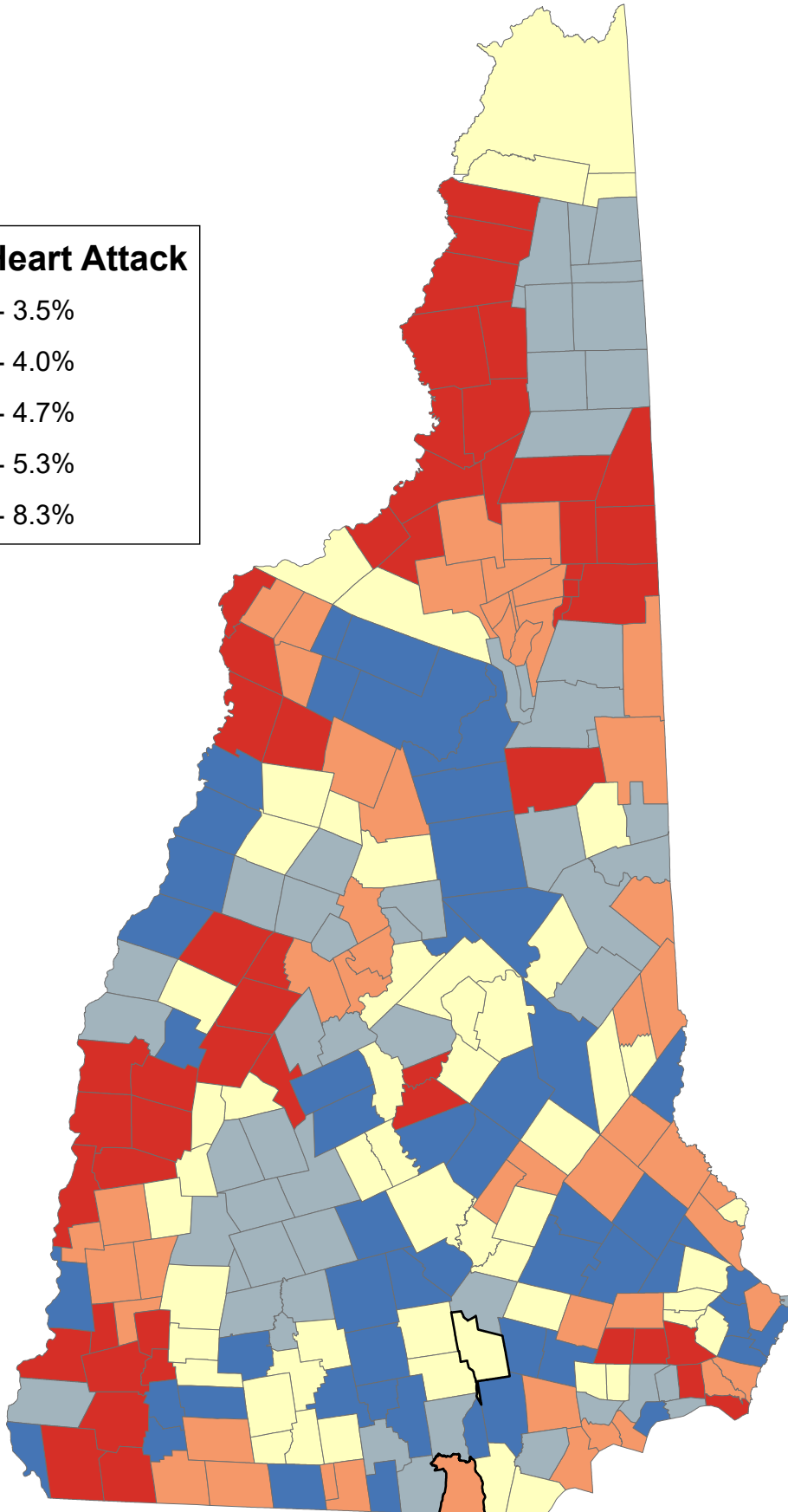


Percentage of Medicare Beneficiaries Age 65+ Years Ever Had a Heart Attack

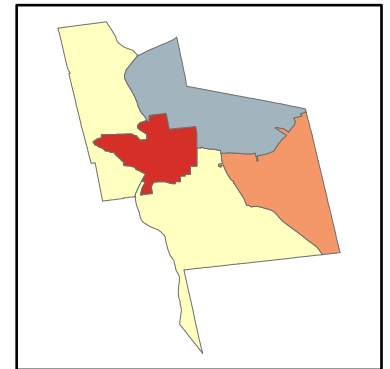


State Average: 4.5%

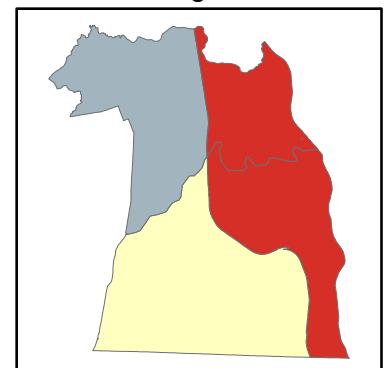
Source: CMS, 2015



Manchester Neighborhoods



Nashua Neighborhoods



% 65+ Ever Had a Heart Attack

Acworth	4.80%	Dalton	6.12%	Haverhill	6.59%	Nelson	4.62%	South Hampton	4.01%	Manchester	
Albany	5.95%	Danbury	3.59%	Hebron	3.97%	New Boston	2.24%	Springfield	5.94%	Central Manchester	5.59%
Alexandria	4.72%	Danville	4.57%	Henniker	3.58%	New Castle	3.57%	Stark	7.73%	Manchester: West	4.67%
Allenstown	4.30%	Deerfield	2.96%	Hill	3.59%	New Durham	4.21%	Stewartstown	5.78%	Manchester: South	4.70%
Alstead	4.80%	Deering	3.96%	Hillsborough	3.96%	New Hampton	4.08%	Stoddard	4.62%	Manchester: North	3.60%
Alton	3.45%	Derry	5.30%	Hinsdale	3.37%	New Ipswich	2.69%	Strafford	4.92%	Manchester: East	5.07%
Amherst	3.32%	Dorchester	3.97%	Holderness	3.77%	New London	4.06%	Stratford	5.78%		
Andover	2.87%	Dover	4.85%	Hollis	3.83%	Newbury	3.86%	Stratham	4.11%	Nashua	
Antrim	4.02%	Dublin	3.23%	Hooksett	3.55%	Newfields	4.11%	Sugar Hill	3.03%	Nashua: Zip 03060	5.98%
Ashland	3.77%	Dummer	3.99%	Hopkinton	3.30%	Newington	2.70%	Sullivan	5.99%	Nashua: Zip 03062	4.48%
Atkinson	4.87%	Dunbarton	2.61%	Hudson	4.62%	Newmarket	4.63%	Sunapee	4.34%	Nashua: Zip 03063	3.95%
Auburn	3.32%	Durham	4.06%	Jackson	3.84%	Newport	5.48%	Surry	5.99%	Nashua: Zip 03064	5.45%
Barnstead	4.49%	East Kingston	4.01%	Jaffrey	4.86%	Newton	3.53%	Sutton	3.86%		
Barrington	3.18%	Easton	3.03%	Jefferson	4.87%	North Hampton	3.44%	Swanzey	5.30%		
Bartlett	3.84%	Eaton	3.55%	Keene	5.99%	Northfield	5.62%	Tamworth	3.92%		
Bath	6.60%	Effingham	4.85%	Kensington	5.59%	Northumberland	7.73%	Temple	4.66%		
Bedford	4.04%	Ellsworth	4.15%	Kingston	4.00%	Northwood	3.20%	Thornton	4.97%	Unincorporated Places	
Belmont	4.35%	Enfield	4.23%	Laconia	4.52%	Nottingham	2.92%	Tilton	5.62%	<i>Atkinson and Gilmanton Academy Grant</i>	
Bennington	4.02%	Epping	4.74%	Lancaster	8.34%	Orange	6.17%	Troy	3.23%	<i>Bean's Grant</i>	
Benton	6.59%	Epsom	4.04%	Landaff	5.10%	Orford	2.96%	Tuftonboro	4.53%	<i>Bean's Purchase</i>	
Berlin	5.38%	Errol	3.99%	Langdon	4.80%	Ossipee	3.89%	Unity	5.48%	<i>Cambridge</i>	
Bethlehem	4.40%	Exeter	5.59%	Lebanon	3.71%	Pelham	4.25%	Wakefield	4.85%	<i>Chandler's Purchase</i>	
Boscawen	4.48%	Farmington	4.79%	Lee	3.49%	Pembroke	4.30%	Walpole	3.20%	<i>Crawford's Purchase</i>	
Bow	2.86%	Fitzwilliam	4.98%	Lempster	4.34%	Peterborough	4.17%	Warner	3.99%	<i>Cutt's Grant</i>	
Bradford	3.99%	Francestown	4.66%	Lincoln	2.89%	Piermont	2.96%	Warren	4.15%	<i>Dix's Grant</i>	
Brentwood	5.59%	Franconia	3.03%	Lisbon	5.10%	Pittsburg	4.70%	Washington	3.96%	<i>Dixville</i>	
Bridgewater	4.72%	Franklin	4.52%	Litchfield	3.47%	Pittsfield	4.97%	Waterville Valley	2.89%	<i>Erving's Location</i>	
Bristol	4.72%	Freedom	3.55%	Littleton	4.20%	Plainfield	3.71%	Weare	2.61%	<i>Green's Grant</i>	
Brookfield	4.90%	Fremont	5.70%	Londonderry	3.19%	Plaisow	4.81%	Webster	4.48%	<i>Hadley's Purchase</i>	
Brookline	2.66%	Gilford	4.70%	Loudon	3.53%	Plymouth	4.72%	Wentworth	4.15%	<i>Kilkenny</i>	
Campton	4.15%	Gilmanton	2.61%	Lyman	5.10%	Portsmouth	4.73%	Westmoreland	5.62%	<i>Livermore</i>	
Canaan	6.17%	Gilsum	4.80%	Lyme	2.96%	Randolph	4.87%	Whitefield	6.12%	<i>Low and Burbank's Grant</i>	
Candia	4.69%	Goffstown	4.65%	Lyndeborough	3.20%	Raymond	4.90%	Wilmot	5.94%	<i>Martin's Location</i>	
Canterbury	3.21%	Gorham	6.89%	Madbury	3.49%	Richmond	5.30%	Wilton	4.47%	<i>Millsfield</i>	
Carroll	4.87%	Goshen	4.34%	Madison	4.63%	Rindge	4.98%	Winchester	5.30%	<i>Odell</i>	
Center Harbor	3.51%	Grafton	6.17%	Manchester	4.67%	Rochester	5.21%	Windham	3.67%	<i>Pinkham's Grant</i>	
Charlestown	5.48%	Grantham	2.53%	Marlborough	3.23%	Rollinsford	4.59%	Windsor	3.96%	<i>Sargent's Purchase</i>	
Chatham	5.05%	Greenfield	4.66%	Marlow	4.80%	Roxbury	5.99%	Wolfeboro	3.96%	<i>Second College Grant</i>	
Chester	2.65%	Greenland	2.70%	Mason	5.15%	Rumney	3.97%	Woodstock	4.97%	<i>Success</i>	
Chesterfield	3.82%	Greenville	5.15%	Meredith	4.08%	Rye	3.17%			<i>Thompson and Meserves Purchase</i>	
Chichester	4.97%	Groton	3.97%	Merrimack	3.72%	Salem	4.93%			<i>Wentworth's Location</i>	
Claremont	5.48%	Hale's Location	3.84%	Middleton	4.21%	Salisbury	2.87%				
Clarksville	4.70%	Hampstead	3.75%	Milan	3.99%	Sanbornton	3.59%				
Colebrook	5.78%	Hampton	4.83%	Milford	3.82%	Sandown	4.22%				
Columbia	5.78%	Hampton Falls	4.99%	Milton	3.23%	Sandwich	3.41%				
Concord	4.48%	Hancock	3.36%	Monroe	6.60%	Seabrook	6.17%				
Conway	5.05%	Hanover	2.56%	Mont Vernon	3.20%	Sharon	4.17%				
Cornish	5.48%	Harrisville	4.62%	Moultonborough	3.41%	Shelburne	6.89%				
Croydon	5.48%	Hart's Location	3.84%	Nashua	4.97%	Somersworth	5.17%				

% 65+ Ever Had a Heart Attack (Ranked)

Lancaster	8.34%	Lisbon	5.10%	Hudson	4.62%	Errol	3.99%	Auburn	3.32%	Manchester	
Northumberland	7.73%	Lyman	5.10%	Harrisville	4.62%	Milan	3.99%	Amherst	3.32%	Central Manchester	5.59%
Stark	7.73%	Chatham	5.05%	Nelson	4.62%	Dorchester	3.97%	Hopkinton	3.30%	Manchester: East	5.07%
Gorham	6.89%	Conway	5.05%	Stoddard	4.62%	Groton	3.97%	Dublin	3.23%	Manchester: South	4.70%
Shelburne	6.89%	Hampton Falls	4.99%	Rollinsford	4.59%	Hebron	3.97%	Marlborough	3.23%	Manchester: West	4.67%
Bath	6.60%	Fitzwilliam	4.98%	Danville	4.57%	Rumney	3.97%	Troy	3.23%	Manchester: North	3.60%
Monroe	6.60%	Rindge	4.98%	Tuftonboro	4.53%	Wolfeboro	3.96%	Milton	3.23%		
Benton	6.59%	Chichester	4.97%	Franklin	4.52%	Deering	3.96%	Canterbury	3.21%	Nashua	
Haverhill	6.59%	Pittsfield	4.97%	Laconia	4.52%	Hillsborough	3.96%	Lyndeborough	3.20%	Nashua: Zip 03060	5.98%
Seabrook	6.17%	Nashua	4.97%	Barnstead	4.49%	Washington	3.96%	Mont Vernon	3.20%	Nashua: Zip 03064	5.45%
Canaan	6.17%	Thornton	4.97%	Boscawen	4.48%	Windsor	3.96%	Northwood	3.20%	Nashua: Zip 03062	4.48%
Grafton	6.17%	Woodstock	4.97%	Concord	4.48%	Tamworth	3.92%	Walpole	3.20%	Nashua: Zip 03063	3.95%
Orange	6.17%	Salem	4.93%	Webster	4.48%	Ossipee	3.89%	Londonderry	3.19%		
Dalton	6.12%	Strafford	4.92%	Wilton	4.47%	Newbury	3.86%	Barrington	3.18%		
Whitefield	6.12%	Brookfield	4.90%	Bethlehem	4.40%	Sutton	3.86%	Rye	3.17%		
Keene	5.99%	Raymond	4.90%	Belmont	4.35%	Bartlett	3.84%	Easton	3.03%		
Roxbury	5.99%	Atkinson	4.87%	Goshen	4.34%	Hale's Location	3.84%	Franconia	3.03%	Unincorporated Places	
Sullivan	5.99%	Carroll	4.87%	Lempster	4.34%	Hart's Location	3.84%	Sugar Hill	3.03%	<i>Atkinson and Gilmanton Academy Grant</i>	
Surry	5.99%	Jefferson	4.87%	Sunapee	4.34%	Jackson	3.84%	Lyme	2.96%	<i>Bean's Grant</i>	
Albany	5.95%	Randolph	4.87%	Allenstown	4.30%	Hollis	3.83%	Orford	2.96%	<i>Bean's Purchase</i>	
Springfield	5.94%	Jaffrey	4.86%	Pembroke	4.30%	Milford	3.82%	Piermont	2.96%	<i>Cambridge</i>	
Wilmot	5.94%	Effingham	4.85%	Pelham	4.25%	Chesterfield	3.82%	Deerfield	2.96%	<i>Chandler's Purchase</i>	
Colebrook	5.78%	Wakefield	4.85%	Enfield	4.23%	Ashland	3.77%	Chester	2.92%	<i>Crawford's Purchase</i>	
Columbia	5.78%	Dover	4.85%	Sandown	4.22%	Holderness	3.77%	Lincoln	2.89%	<i>Cutt's Grant</i>	
Stewartstown	5.78%	Hampton	4.83%	Middleton	4.21%	Hampstead	3.75%	Waterville Valley	2.89%	<i>Dix's Grant</i>	
Stratford	5.78%	Plaistow	4.81%	New Durham	4.21%	Merrimack	3.72%	Andover	2.87%	<i>Dixville</i>	
Fremont	5.70%	Acworth	4.80%	Littleton	4.20%	Lebanon	3.71%	Salisbury	2.87%	<i>Erving's Location</i>	
Northfield	5.62%	Alstead	4.80%	Peterborough	4.17%	Plainfield	3.71%	Bow	2.86%	<i>Green's Grant</i>	
Tilton	5.62%	Gilsom	4.80%	Sharon	4.17%	Windham	3.67%	Greenland	2.70%	<i>Hadley's Purchase</i>	
Westmoreland	5.62%	Langdon	4.80%	Campton	4.15%	Danbury	3.59%	Newington	2.70%	<i>Kilkenny</i>	
Brentwood	5.59%	Marlow	4.80%	Ellsworth	4.15%	Hill	3.59%	New Ipswich	2.69%	<i>Livermore</i>	
Exeter	5.59%	Farmington	4.79%	Warren	4.15%	Sanbornton	3.59%	Brookline	2.66%	<i>Low and Burbank's Grant</i>	
Kensington	5.59%	Epping	4.74%	Wentworth	4.15%	Henniker	3.58%	Chester	2.65%	<i>Martin's Location</i>	
Charlestown	5.48%	Portsmouth	4.73%	Newfields	4.11%	New Castle	3.57%	Dunbarton	2.61%	<i>Millsfield</i>	
Claremont	5.48%	Alexandria	4.72%	Stratham	4.11%	Hooksett	3.55%	Weare	2.61%	<i>Odell</i>	
Cornish	5.48%	Bridgewater	4.72%	Meredith	4.08%	Eaton	3.55%	Gilmanton	2.61%	<i>Pinkham's Grant</i>	
Croydon	5.48%	Bristol	4.72%	New Hampton	4.08%	Freedom	3.55%	Hanover	2.56%	<i>Sargent's Purchase</i>	
Newport	5.48%	Plymouth	4.72%	Durham	4.06%	Newton	3.53%	Grantham	2.53%	<i>Second College Grant</i>	
Unity	5.48%	Clarksville	4.70%	New London	4.06%	Loudon	3.53%	New Boston	2.24%	<i>Success</i>	
Berlin	5.38%	Pittsburg	4.70%	Bedford	4.04%	Center Harbor	3.51%			<i>Thompson and Meserves Purchase</i>	
Richmond	5.30%	Gilford	4.70%	Epsom	4.04%	Lee	3.49%			<i>Wentworth's Location</i>	
Swanzey	5.30%	Candia	4.69%	Antrim	4.02%	Madbury	3.49%				
Winchester	5.30%	Manchester	4.67%	Bennington	4.02%	Litchfield	3.47%				
Derry	5.30%	Francestown	4.66%	East Kingston	4.01%	Alton	3.45%				
Rochester	5.21%	Greenfield	4.66%	South Hampton	4.01%	North Hampton	3.44%				
Somersworth	5.17%	Temple	4.66%	Kingston	4.00%	Moultonborough	3.41%				
Greenville	5.15%	Goffstown	4.65%	Bradford	3.99%	Sandwich	3.41%				
Mason	5.15%	Newmarket	4.63%	Warner	3.99%	Hinsdale	3.37%				
Landaff	5.10%	Madison	4.63%	Dummer	3.99%	Hancock	3.36%				