
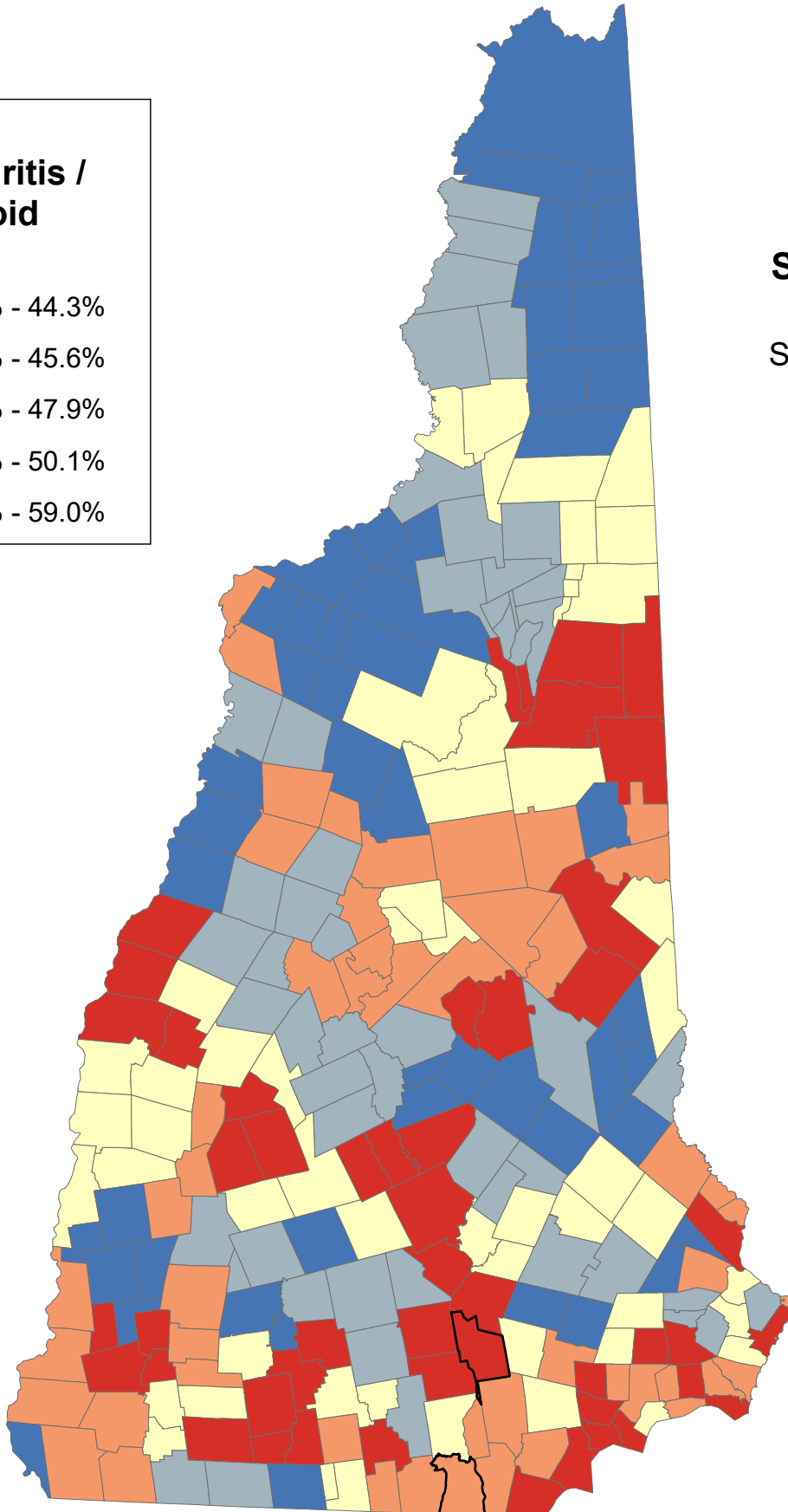


# Percentage of Medicare Beneficiaries Age 65+ Years Ever Diagnosed with Osteoarthritis / Rheumatoid Arthritis

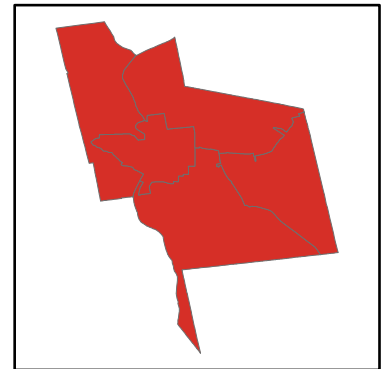


**State Average: 49.1%**

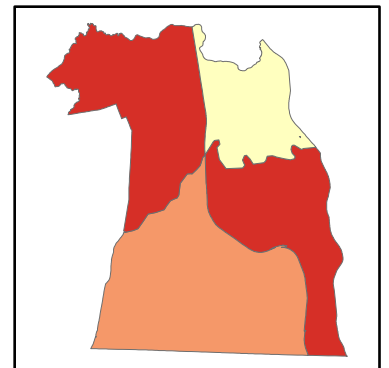
Source: CMS, 2014, 2015



**Manchester Neighborhoods**



**Nashua Neighborhoods**



## % 65+ with Osteoarthritis/Rheumatoid Arthritis

Acworth	43.75%	Dalton	42.96%	Haverhill	45.30%	Nelson	47.92%	South Hampton	48.70%	<b>Manchester</b>	
Albany	47.63%	Danbury	45.10%	Hebron	44.92%	New Boston	44.33%	Springfield	47.58%	Central Manchester	50.88%
Alexandria	49.14%	Danville	49.27%	Henniker	39.92%	New Castle	48.85%	Stark	47.80%	Manchester: West	56.38%
Allenstown	47.85%	Deerfield	45.11%	Hill	45.10%	New Durham	43.16%	Stewartstown	44.98%	Manchester: South	53.84%
Alstead	43.75%	Deering	45.61%	Hillsborough	45.61%	New Hampton	48.32%	Stoddard	47.92%	Manchester: North	52.89%
Alton	45.21%	Derry	47.09%	Hinsdale	44.05%	New Ipswich	43.28%	Strafford	45.71%	Manchester: East	54.63%
Amherst	44.57%	Dorchester	44.92%	Holderness	46.75%	New London	58.96%	Stratford	44.98%		
Andover	44.61%	Dover	51.01%	Hollis	48.14%	Newbury	51.91%	Stratham	44.90%	<b>Nashua</b>	
Antrim	39.98%	Dublin	45.67%	Hooksett	52.56%	Newfields	44.90%	Sugar Hill	42.96%	Nashua: Zip 03060	51.68%
Ashland	46.75%	Dummer	41.48%	Hopkinton	46.23%	Newington	47.22%	Sullivan	51.66%	Nashua: Zip 03062	49.38%
Atkinson	51.80%	Dunbarton	44.77%	Hudson	47.92%	Newmarket	45.37%	Sunapee	49.55%	Nashua: Zip 03063	50.52%
Auburn	47.42%	Durham	50.01%	Jackson	53.51%	Newport	47.88%	Surry	51.66%	Nashua: Zip 03064	46.15%
Barnstead	44.17%	East Kingston	48.70%	Jaffrey	50.40%	Newton	46.87%	Sutton	51.91%		
Barrington	46.59%	Easton	42.96%	Jefferson	45.46%	North Hampton	46.22%	Swanzy	48.87%		
Bartlett	53.51%	Eaton	49.21%	Keene	51.66%	Northfield	44.24%	Tamworth	47.91%		
Bath	48.76%	Effingham	46.50%	Kensington	53.33%	Northumberland	47.80%	Temple	50.33%		
Bedford	56.09%	Ellsworth	49.81%	Kingston	49.77%	Northwood	47.86%	Thornton	44.09%	<b>Unincorporated Places</b>	
Belmont	44.08%	Enfield	46.11%	Laconia	51.68%	Nottingham	45.38%	Tilton	44.24%	<i>Atkinson and Gilmanton Academy Grant</i>	
Bennington	39.98%	Epping	46.29%	Lancaster	44.45%	Orange	45.21%	Troy	45.67%	<i>Bean's Grant</i>	
Benton	45.30%	Epsum	47.02%	Landaff	38.07%	Orford	43.25%	Tuftonboro	48.56%	<i>Bean's Purchase</i>	
Berlin	47.82%	Errol	41.48%	Langdon	43.75%	Ossipee	50.42%	Unity	47.88%	<i>Cambridge</i>	
Bethlehem	38.39%	Exeter	53.33%	Lebanon	51.12%	Pelham	51.57%	Wakefield	46.50%	<i>Chandler's Purchase</i>	
Boscawen	51.96%	Farmington	44.03%	Lee	43.34%	Pembroke	47.85%	Walpole	48.36%	<i>Crawford's Purchase</i>	
Bow	52.56%	Fitzwilliam	44.95%	Lempster	49.55%	Peterborough	56.14%	Warner	46.43%	<i>Cutt's Grant</i>	
Bradford	46.43%	Francestown	50.33%	Lincoln	46.17%	Piermont	43.25%	Warren	50.02%	<i>Dix's Grant</i>	
Brentwood	53.33%	Franconia	42.96%	Lisbon	38.07%	Pittsburg	43.06%	Washington	45.61%	<i>Dixville</i>	
Bridgewater	49.14%	Franklin	45.15%	Litchfield	47.96%	Pittsfield	44.59%	Waterville Valley	46.17%	<i>Erving's Location</i>	
Bristol	49.14%	Freedom	49.21%	Littleton	43.10%	Plainfield	51.12%	Weare	44.77%	<i>Green's Grant</i>	
Brookfield	43.82%	Fremont	47.44%	Londonderry	48.17%	Plaisow	53.05%	Webster	51.96%	<i>Hadley's Purchase</i>	
Brookline	48.29%	Gilford	50.28%	Loudon	44.41%	Plymouth	49.14%	Wentworth	50.02%	<i>Kilkenny</i>	
Campton	49.81%	Gilmanton	42.46%	Lyman	38.07%	Portsmouth	45.52%	Westmoreland	49.76%	<i>Livermore</i>	
Canaan	45.21%	Gilsum	43.75%	Lyme	43.25%	Randolph	45.46%	Whitefield	42.96%	<i>Low and Burbank's Grant</i>	
Candia	44.27%	Goffstown	51.64%	Lyndeborough	45.96%	Raymond	43.14%	Wilmot	47.58%	<i>Martin's Location</i>	
Canterbury	50.17%	Gorham	47.59%	Madbury	43.34%	Richmond	48.87%	Wilton	48.85%	<i>Millsfield</i>	
Carroll	45.46%	Goshen	49.55%	Madison	42.26%	Rindge	44.95%	Winchester	48.87%	<i>Odell</i>	
Center Harbor	46.77%	Grafton	45.21%	Manchester	53.91%	Rochester	48.24%	Windham	47.92%	<i>Pinkham's Grant</i>	
Charlestown	47.88%	Grantham	50.18%	Marlborough	45.67%	Rollinsford	50.07%	Windsor	45.61%	<i>Sargent's Purchase</i>	
Chatham	50.58%	Greenfield	50.33%	Marlow	43.75%	Roxbury	51.66%	Wolfeboro	55.57%	<i>Second College Grant</i>	
Chester	47.98%	Greenland	47.22%	Mason	45.97%	Rumney	44.92%	Woodstock	44.09%	<i>Success</i>	
Chesterfield	48.84%	Greenville	45.97%	Meredith	48.32%	Rye	51.10%			<i>Thompson and Meserves Purchase</i>	
Chichester	44.59%	Groton	44.92%	Merrimack	47.84%	Salem	52.61%			<i>Wentworth's Location</i>	
Claremont	47.88%	Hale's Location	53.51%	Middleton	43.16%	Salisbury	44.61%				
Clarksville	43.06%	Hampstead	54.28%	Milan	41.48%	Sanbornton	45.10%				
Colebrook	44.98%	Hampton	48.91%	Milford	50.20%	Sandown	53.57%				
Columbia	44.98%	Hampton Falls	49.53%	Milton	45.11%	Sandwich	49.28%				
Concord	51.96%	Hancock	47.02%	Monroe	48.76%	Seabrook	51.11%				
Conway	50.58%	Hanover	54.44%	Mont Vernon	45.96%	Sharon	56.14%				
Cornish	47.88%	Harrisville	47.92%	Moultonborough	49.28%	Shelburne	47.59%				
Croydon	47.88%	Hart's Location	53.51%	Nashua	49.80%	Somersworth	50.05%				

## % 65+ with Osteoarthritis/Rheumatoid Arthritis (Ranked)

New London	58.96%	Rollinsford	50.07%	Tamworth	47.91%	Deering	45.61%	Woodstock	44.09%	<b>Manchester</b>	
Peterborough	56.14%	Somersworth	50.05%	Charlestown	47.88%	Hillsborough	45.61%	Belmont	44.08%	Manchester: West	56.38%
Sharon	56.14%	Warren	50.02%	Claremont	47.88%	Washington	45.61%	Hinsdale	44.05%	Manchester: East	54.63%
Bedford	56.09%	Wentworth	50.02%	Cornish	47.88%	Windsor	45.61%	Farmington	44.03%	Manchester: South	53.84%
Wolfeboro	55.57%	Durham	50.01%	Croydon	47.88%	Portsmouth	45.52%	Brookfield	43.82%	Manchester: North	52.89%
Hanover	54.44%	Campton	49.81%	Newport	47.88%	Carroll	45.46%	Acworth	43.75%	Central Manchester	50.88%
Hampstead	54.28%	Ellsworth	49.81%	Unity	47.88%	Jefferson	45.46%	Alstead	43.75%		
Manchester	53.91%	Nashua	49.80%	Northwood	47.86%	Randolph	45.46%	Gilsum	43.75%	<b>Nashua</b>	
Sandown	53.57%	Keeston	49.77%	Allenstown	47.85%	Nottingham	45.38%	Langdon	43.75%	Nashua: Zip 03060	51.68%
Bartlett	53.51%	Westmoreland	49.76%	Pembroke	47.85%	Newmarket	45.37%	Marlow	43.75%	Nashua: Zip 03063	50.52%
Hale's Location	53.51%	Goshen	49.55%	Merrimack	47.84%	Benton	45.30%	Lee	43.34%	Nashua: Zip 03062	49.38%
Hart's Location	53.51%	Lempster	49.55%	Berlin	47.82%	Haverhill	45.30%	Madbury	43.34%	Nashua: Zip 03064	46.15%
Jackson	53.51%	Sunapee	49.55%	Northumberland	47.80%	Alton	45.21%	New Ipswich	43.28%		
Brentwood	53.33%	Hampton Falls	49.53%	Stark	47.80%	Canaan	45.21%	Lyme	43.25%		
Exeter	53.33%	Moultonborough	49.28%	Albany	47.63%	Grafton	45.21%	Orford	43.25%		
Kensington	53.33%	Sandwich	49.28%	Gorham	47.59%	Orange	45.21%	Piermont	43.25%		
Plaistow	53.05%	Danville	49.27%	Shelburne	47.59%	Franklin	45.15%	Middleton	43.16%	<b>Unincorporated Places</b>	
Salem	52.61%	Eaton	49.21%	Springfield	47.58%	Milton	45.11%	New Durham	43.16%	<i>Atkinson and Gilmanton Academy Grant</i>	
Bow	52.56%	Freedom	49.21%	Wilmot	47.58%	Deerfield	45.11%	Raymond	43.14%	<i>Bean's Grant</i>	
Hooksett	52.56%	Alexandria	49.14%	Fremont	47.44%	Danbury	45.10%	Littleton	43.10%	<i>Bean's Purchase</i>	
Boscawen	51.96%	Bridgewater	49.14%	Auburn	47.42%	Hill	45.10%	Clarksville	43.06%	<i>Cambridge</i>	
Concord	51.96%	Bristol	49.14%	Greenland	47.22%	Sanbornton	45.10%	Pittsburg	43.06%	<i>Chandler's Purchase</i>	
Webster	51.96%	Plymouth	49.14%	Newington	47.22%	Colebrook	44.98%	Antrim	42.96%	<i>Crawford's Purchase</i>	
Newbury	51.91%	Hampton	48.91%	Derry	47.09%	Columbia	44.98%	Whitefield	42.96%	<i>Cutt's Grant</i>	
Sutton	51.91%	Richmond	48.87%	Hancock	47.02%	Stewartstown	44.98%	Easton	42.96%	<i>Dix's Grant</i>	
Atkinson	51.80%	Swanzey	48.87%	Epsom	47.02%	Stratford	44.98%	Franconia	42.96%	<i>Dixville</i>	
Laconia	51.68%	Winchester	48.87%	Newton	46.87%	Fitzwilliam	44.95%	Sugar Hill	42.96%	<i>Erving's Location</i>	
Keene	51.66%	Wilton	48.85%	Center Harbor	46.77%	Rindge	44.95%	Gilmanton	42.46%	<i>Green's Grant</i>	
Roxbury	51.66%	New Castle	48.85%	Ashland	46.75%	Dorchester	44.92%	Madison	42.26%	<i>Hadley's Purchase</i>	
Sullivan	51.66%	Chesterfield	48.84%	Holderness	46.75%	Groton	44.92%	Dummer	41.48%	<i>Kilkenny</i>	
Surry	51.66%	Bath	48.76%	Barrington	46.59%	Hebron	44.92%	Errol	41.48%	<i>Livermore</i>	
Goffstown	51.64%	Monroe	48.76%	Effingham	46.50%	Rumney	44.92%	Milan	41.48%	<i>Low and Burbank's Grant</i>	
Pelham	51.57%	East Kingston	48.70%	Wakefield	46.50%	Newfields	44.90%	Antrim	39.98%	<i>Martin's Location</i>	
Lebanon	51.12%	South Hampton	48.70%	Bradford	46.43%	Stratham	44.90%	Bennington	39.98%	<i>Millsfield</i>	
Plainfield	51.12%	Tuftsboro	48.56%	Warner	46.43%	Dunbarton	44.77%	Henniker	39.92%	<i>Odell</i>	
Seabrook	51.11%	Walpole	48.36%	Epping	46.29%	Weare	44.77%	Bethlehem	38.39%	<i>Pinkham's Grant</i>	
Rye	51.10%	Meredith	48.32%	Hopkinton	46.23%	Andover	44.61%	Landaff	38.07%	<i>Sargent's Purchase</i>	
Dover	51.01%	New Hampton	48.32%	North Hampton	46.22%	Salisbury	44.61%	Lisbon	38.07%	<i>Second College Grant</i>	
Chatham	50.58%	Brookline	48.29%	Lincoln	46.17%	Chichester	44.59%	Lyman	38.07%	<i>Success</i>	
Conway	50.58%	Rochester	48.24%	Waterville Valley	46.17%	Pittsfield	44.59%			<i>Thompson and Meserves Purchase</i>	
Ossipee	50.42%	Londonderry	48.17%	Enfield	46.11%	Amherst	44.57%			<i>Wentworth's Location</i>	
Jaffrey	50.40%	Hollis	48.14%	Greenville	45.97%	Lancaster	44.45%				
Francetown	50.33%	Chester	47.98%	Mason	45.97%	Loudon	44.41%				
Greenfield	50.33%	Litchfield	47.96%	Lyndeborough	45.96%	New Boston	44.33%				
Temple	50.33%	Harrisville	47.92%	Mont Vernon	45.96%	Candia	44.27%				
Gilford	50.28%	Nelson	47.92%	Strafford	45.71%	Northfield	44.24%				
Milford	50.20%	Stoddard	47.92%	Dublin	45.67%	Tilton	44.24%				
Grantham	50.18%	Hudson	47.92%	Marlborough	45.67%	Barnstead	44.17%				
Canterbury	50.17%	Windham	47.92%	Troy	45.67%	Thornton	44.09%				