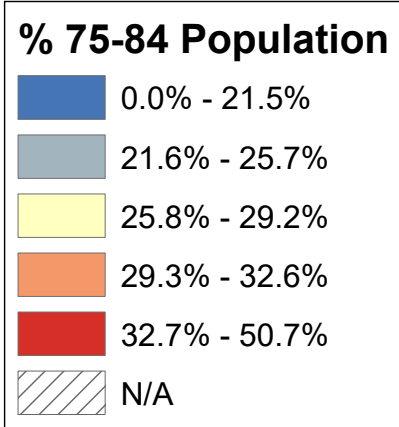
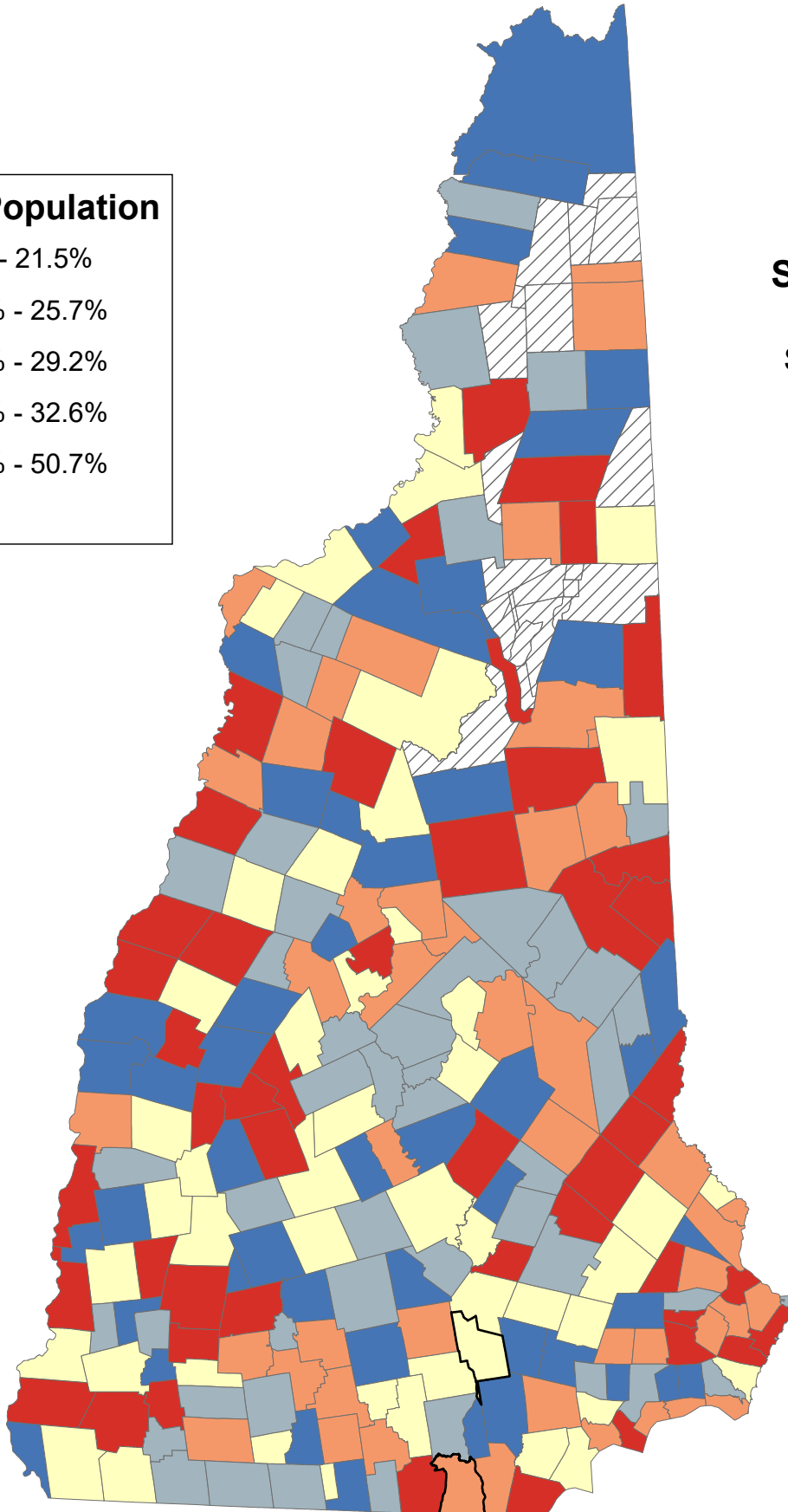


Percentage of Population Age 75-84 Years among People Age 65+ Years

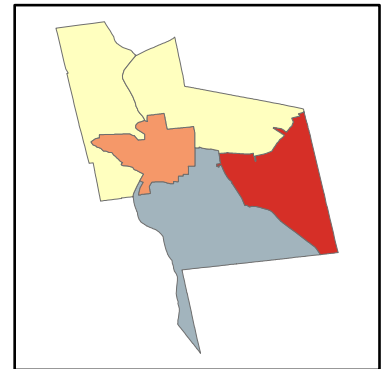


State Average: 28.6%

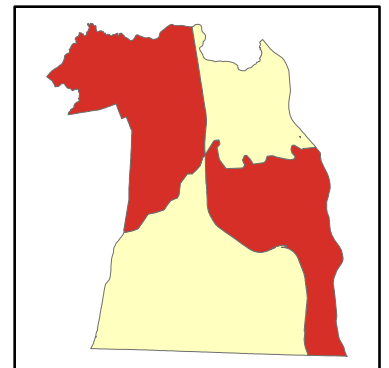
Source: ACS, 2012-2016



Manchester Neighborhoods



Nashua Neighborhoods



% 75-84 Years

Acworth	20.68%	Dalton	18.22%	Haverhill	33.69%	Nelson	35.40%	South Hampton	31.01%	Manchester	
Albany	38.66%	Danbury	27.10%	Hebron	20.09%	New Boston	12.74%	Springfield	13.68%	Central Manchester	30.10%
Alexandria	30.16%	Danville	19.02%	Henniker	26.26%	New Castle	23.63%	Stark	45.70%	Manchester: West	26.43%
Allenstown	41.29%	Deerfield	23.75%	Hill	23.65%	New Durham	21.52%	Stewartstown	23.65%	Manchester: South	23.13%
Alstead	27.58%	Deering	18.24%	Hillsborough	13.84%	New Hampton	30.98%	Stoddard	35.97%	Manchester: North	28.81%
Alton	29.46%	Derry	29.56%	Hinsdale	17.92%	New Ipswich	23.64%	Strafford	32.88%	Manchester: East	34.04%
Amherst	27.58%	Dorchester	28.05%	Holderness	32.34%	New London	33.62%	Stratford	25.64%		
Andover	23.90%	Dover	31.25%	Hollis	38.13%	Newbury	19.75%	Stratham	30.83%	Nashua	
Antrim	39.10%	Dublin	21.98%	Hooksett	28.09%	Newfields	37.97%	Sugar Hill	22.96%	Nashua: Zip 03060	34.43%
Ashland	28.40%	Dummer	23.75%	Hopkinton	24.81%	Newington	32.76%	Sullivan	21.71%	Nashua: Zip 03062	28.98%
Atkinson	29.33%	Dunbarton	17.56%	Hudson	31.95%	Newmarket	22.28%	Sunapee	37.57%	Nashua: Zip 03063	36.66%
Auburn	17.82%	Durham	30.39%	Jackson	21.32%	Newport	27.30%	Surry	24.26%	Nashua: Zip 03064	28.29%
Barnstead	30.91%	East Kingston	20.30%	Jaffrey	30.92%	Newton	29.45%	Sutton	35.07%		
Barrington	28.56%	Easton	29.49%	Jefferson	21.86%	North Hampton	38.14%	Swanzey	36.52%		
Bartlett	32.59%	Eaton	22.34%	Keene	26.93%	Northfield	25.60%	Tamworth	30.74%		
Bath	19.17%	Effingham	38.36%	Kensington	12.46%	Northumberland	25.94%	Temple	17.63%		
Bedford	27.94%	Ellsworth	10.81%	Kingston	23.75%	Northwood	35.91%	Thornton	26.63%	Unincorporated Places	
Belmont	26.36%	Enfield	28.87%	Laconia	29.06%	Nottingham	25.95%	Tilton	25.74%	<i>Atkinson and Gilmanton Academy Grant</i>	
Bennington	21.67%	Epping	18.33%	Lancaster	27.92%	Orange	23.75%	Troy	22.38%	<i>Bean's Grant</i>	
Benton	32.39%	Epsom	22.79%	Landaff	22.43%	Orford	32.91%	Tuftonboro	23.83%	<i>Bean's Purchase</i>	
Berlin	35.55%	Errol	31.18%	Langdon	11.90%	Ossipee	34.21%	Unity	24.17%	<i>Cambridge</i>	
Bethlehem	19.22%	Exeter	34.27%	Lebanon	33.56%	Pelham	36.47%	Wakefield	16.40%	<i>Chandler's Purchase</i>	
Boscawen	30.16%	Farmington	36.42%	Lee	35.79%	Pembroke	26.41%	Walpole	33.04%	<i>Crawford's Purchase</i>	
Bow	23.13%	Fitzwilliam	23.53%	Lempster	28.00%	Peterborough	25.73%	Warner	26.25%	<i>Cutt's Grant</i>	
Bradford	23.48%	Francestown	31.23%	Lincoln	26.84%	Piermont	32.47%	Warren	12.42%	<i>Dix's Grant</i>	
Brentwood	29.76%	Franconia	29.28%	Lisbon	25.21%	Pittsburg	19.70%	Washington	27.49%	<i>Dixville</i>	
Bridgewater	35.13%	Franklin	24.63%	Litchfield	13.78%	Pittsfield	22.78%	Waterville Valley	7.84%	<i>Erving's Location</i>	
Bristol	26.15%	Freedom	47.71%	Littleton	27.29%	Plainfield	15.01%	Weare	24.19%	<i>Green's Grant</i>	
Brookfield	22.16%	Fremont	31.81%	Londonderry	19.79%	Plaisow	45.86%	Webster	20.58%	<i>Hadley's Purchase</i>	
Brookline	23.62%	Gilford	31.31%	Loudon	34.59%	Plymouth	29.96%	Wentworth	23.93%	<i>Kilkenny</i>	
Campton	17.85%	Gilmanton	17.89%	Lyman	28.15%	Portsmouth	32.38%	Westmoreland	25.98%	<i>Livermore</i>	
Canaan	36.01%	Gilsum	18.02%	Lyme	23.29%	Randolph	30.77%	Whitefield	33.26%	<i>Low and Burbank's Grant</i>	
Candia	29.19%	Goffstown	32.34%	Lyndeborough	30.67%	Raymond	25.77%	Wilmot	46.97%	<i>Martin's Location</i>	
Canterbury	15.74%	Gorham	37.96%	Madbury	16.85%	Richmond	29.01%	Wilton	29.23%	<i>Millsfield</i>	
Carroll	19.43%	Goshen	26.02%	Madison	32.24%	Rindge	24.90%	Winchester	26.65%	<i>Odell</i>	
Center Harbor	31.06%	Grafton	20.00%	Manchester	28.48%	Rochester	31.92%	Windham	28.13%	<i>Pinkham's Grant</i>	
Charlestown	36.73%	Grantham	44.46%	Marlborough	34.42%	Rollinsford	32.56%	Windsor	6.00%	<i>Sargent's Purchase</i>	
Chatham	38.36%	Greenfield	29.53%	Marlow	45.33%	Roxbury	19.44%	Wolfeboro	24.85%	<i>Second College Grant</i>	
Chester	21.34%	Greenland	31.68%	Mason	19.62%	Rumney	26.71%	Woodstock	50.71%	<i>Success</i>	
Chesterfield	33.41%	Greenville	26.54%	Meredith	22.53%	Rye	33.14%			<i>Thompson and Meserves Purchase</i>	
Chichester	17.68%	Groton	23.60%	Merrimack	24.17%	Salem	27.40%			<i>Wentworth's Location</i>	
Claremont	29.37%	Hale's Location	30.28%	Middleton	13.78%	Salisbury	28.57%				
Clarksville	12.86%	Hampstead	28.05%	Milan	21.30%	Sanbornton	24.81%				
Colebrook	19.15%	Hampton	27.52%	Milford	29.49%	Sandown	24.42%				
Columbia	30.49%	Hampton Falls	23.61%	Milton	36.78%	Sandwich	39.24%				
Concord	26.90%	Hancock	29.61%	Monroe	29.67%	Seabrook	29.26%				
Conway	26.84%	Hanover	35.85%	Mont Vernon	26.09%	Sharon	28.97%				
Cornish	21.45%	Harrisville	27.70%	Moultonborough	23.93%	Shelburne	28.85%				
Croydon	16.67%	Hart's Location	50.00%	Nashua	31.96%	Somersworth	27.16%				

% 75-84 Years (Ranked)

Woodstock	50.71%	Piermont	32.47%	Shelburne	28.85%	Hopkinton	24.81%	Grafton	20.00%	Manchester	
Hart's Location	50.00%	Benton	32.39%	Salisbury	28.57%	Sanbornton	24.81%	Londonderry	19.79%	Manchester: East	34.04%
Freedom	47.71%	Portsmouth	32.38%	Barrington	28.56%	Franklin	24.63%	Newbury	19.75%	Central Manchester	30.10%
Wilmot	46.97%	Holderness	32.34%	Manchester	28.48%	Sandown	24.42%	Pittsburg	19.70%	Manchester: North	28.81%
Plaistow	45.86%	Goffstown	32.34%	Ashland	28.40%	Surry	24.26%	Mason	19.62%	Manchester: West	26.43%
Stark	45.70%	Madison	32.24%	Lyman	28.15%	Weare	24.19%	Roxbury	19.44%	Manchester: South	23.13%
Marlow	45.33%	Nashua	31.96%	Windham	28.13%	Merrimack	24.17%	Carroll	19.43%		
Grantham	44.46%	Hudson	31.95%	Hooksett	28.09%	Unity	24.17%	Bethlehem	19.22%	Nashua	
Allenstown	41.29%	Rochester	31.92%	Dorchester	28.05%	Moultonborough	23.93%	Bath	19.17%	Nashua: Zip 03063	36.66%
Sandwich	39.24%	Fremont	31.81%	Hampstead	28.05%	Wentworth	23.93%	Colebrook	19.15%	Nashua: Zip 03060	34.43%
Antrim	39.10%	Greenland	31.68%	Lempster	28.00%	Andover	23.90%	Danville	19.02%	Nashua: Zip 03062	28.98%
Albany	38.66%	Gilford	31.31%	Bedford	27.94%	Tuftonboro	23.83%	Epping	18.33%	Nashua: Zip 03064	28.29%
Chatham	38.36%	Dover	31.25%	Lancaster	27.92%	Deerfield	23.75%	Deering	18.24%		
Effingham	38.36%	Francestown	31.23%	Harrisville	27.70%	Dummer	23.75%	Dalton	18.22%		
North Hampton	38.14%	Errol	31.18%	Amherst	27.58%	Orange	23.75%	Gilsum	18.02%		
Hollis	38.13%	Center Harbor	31.06%	Alstead	27.58%	Kingston	23.75%	Hinsdale	17.92%		
Newfields	37.97%	South Hampton	31.01%	Hampton	27.52%	Stewartstown	23.65%	Gilmanton	17.89%	Unincorporated Places	
Gorham	37.96%	New Hampton	30.98%	Washington	27.49%	Hill	23.65%	Campton	17.85%	<i>Atkinson and Gilmanton Academy Grant</i>	
Sunapee	37.57%	Jaffrey	30.92%	Salem	27.40%	New Ipswich	23.64%	Auburn	17.82%	<i>Bean's Grant</i>	
Milton	36.78%	Barnstead	30.91%	Newport	27.30%	New Castle	23.63%	Chichester	17.68%	<i>Bean's Purchase</i>	
Charlestown	36.73%	Stratham	30.83%	Littleton	27.29%	Brookline	23.62%	Temple	17.63%	<i>Cambridge</i>	
Swanzey	36.52%	Randolph	30.77%	Somersworth	27.16%	Hampton Falls	23.61%	Dunbarton	17.56%	<i>Chandler's Purchase</i>	
Pelham	36.47%	Tamworth	30.74%	Danbury	27.10%	Groton	23.60%	New Boston	16.85%	<i>Crawford's Purchase</i>	
Farmington	36.42%	Lyndeborough	30.67%	Keene	26.93%	Fitzwilliam	23.53%	Croydon	16.67%	<i>Cutt's Grant</i>	
Canaan	36.01%	Columbia	30.49%	Concord	26.90%	Bradford	23.48%	Wakefield	16.40%	<i>Dix's Grant</i>	
Stoddard	35.97%	Durham	30.39%	Conway	26.84%	Lyme	23.29%	Canterbury	15.74%	<i>Dixville</i>	
Northwood	35.91%	Hale's Location	30.28%	Lincoln	26.84%	Bow	23.13%	Plainfield	15.01%	<i>Erving's Location</i>	
Hanover	35.85%	Boscawen	30.16%	Rumney	26.71%	Sugar Hill	22.96%	Hillsborough	13.84%	<i>Green's Grant</i>	
Lee	35.79%	Alexandria	30.16%	Winchester	26.65%	Epsom	22.79%	Litchfield	13.78%	<i>Hadley's Purchase</i>	
Berlin	35.55%	Plymouth	29.96%	Thornton	26.63%	Pittsfield	22.78%	Middleton	13.78%	<i>Kilkenny</i>	
Nelson	35.40%	Brentwood	29.76%	Greenville	26.54%	Meredith	22.53%	Springfield	13.68%	<i>Livermore</i>	
Bridgewater	35.13%	Monroe	29.67%	Pembroke	26.41%	Landaff	22.43%	Clarksville	12.86%	<i>Low and Burbank's Grant</i>	
Sutton	35.07%	Hancock	29.61%	Belmont	26.36%	Troy	22.38%	New Boston	12.74%	<i>Martin's Location</i>	
Loudon	34.59%	Derry	29.56%	Henniker	26.26%	Eaton	22.34%	Kensington	12.46%	<i>Millsfield</i>	
Marlborough	34.42%	Greenfield	29.53%	Warner	26.25%	Newmarket	22.28%	Warren	12.42%	<i>Odell</i>	
Exeter	34.27%	Milford	29.49%	Bristol	26.15%	Brookfield	22.16%	Langdon	11.90%	<i>Pinkham's Grant</i>	
Ossipee	34.21%	Easton	29.49%	Mont Vernon	26.09%	Dublin	21.98%	Ellsworth	10.81%	<i>Sargent's Purchase</i>	
Haverhill	33.69%	Alton	29.46%	Goshen	26.02%	Jefferson	21.86%	Waterville Valley	7.84%	<i>Second College Grant</i>	
New London	33.62%	Newton	29.45%	Westmoreland	25.98%	Sullivan	21.71%	Windsor	6.00%	<i>Success</i>	
Lebanon	33.56%	Claremont	29.37%	Nottingham	25.95%	Bennington	21.67%			<i>Thompson and Meserves Purchase</i>	
Chesterfield	33.41%	Atkinson	29.33%	Northumberland	25.94%	New Durham	21.52%			<i>Wentworth's Location</i>	
Whitefield	33.26%	Franconia	29.28%	Raymond	25.77%	Cornish	21.45%				
Rye	33.14%	Seabrook	29.26%	Tilton	25.74%	Chester	21.34%				
Walpole	33.04%	Wilton	29.23%	Peterborough	25.73%	Jackson	21.32%				
Orford	32.91%	Candia	29.19%	Stratford	25.64%	Milan	21.30%				
Strafford	32.88%	Laconia	29.06%	Northfield	25.60%	Acworth	20.68%				
Newington	32.76%	Richmond	29.01%	Lisbon	25.21%	Webster	20.58%				
Bartlett	32.59%	Sharon	28.97%	Rindge	24.90%	East Kingston	20.30%				
Rollinsford	32.56%	Enfield	28.87%	Wolfeboro	24.85%	Hebron	20.09%				