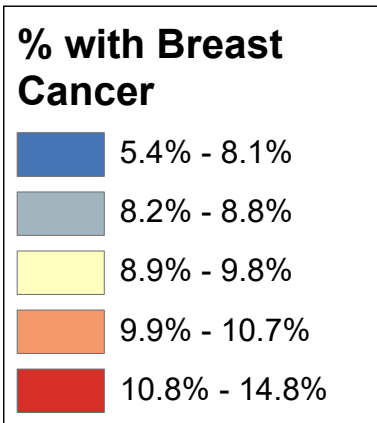
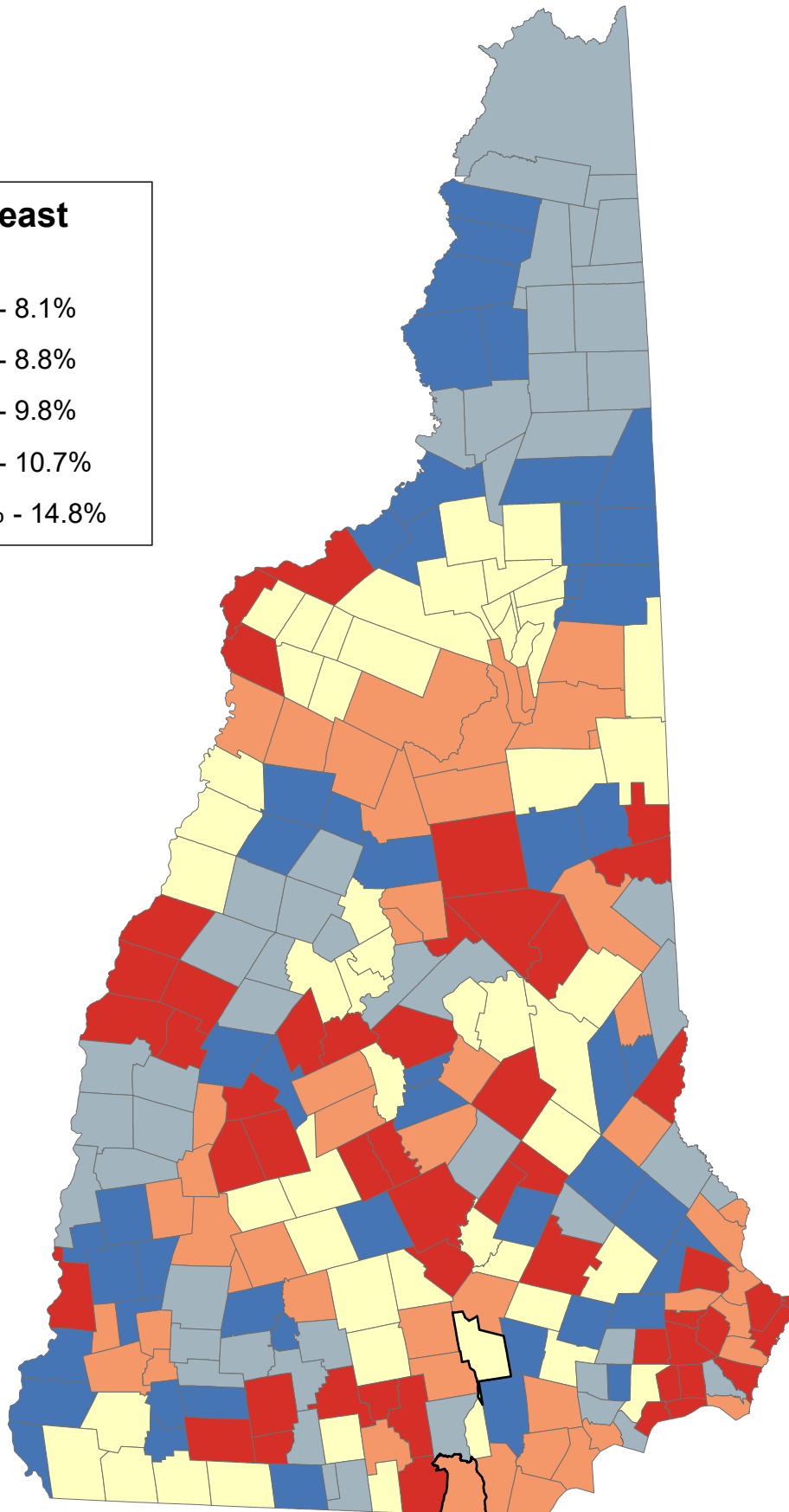


Percentage of Female Medicare Beneficiaries Age 65+ Years Ever Diagnosed with Breast Cancer

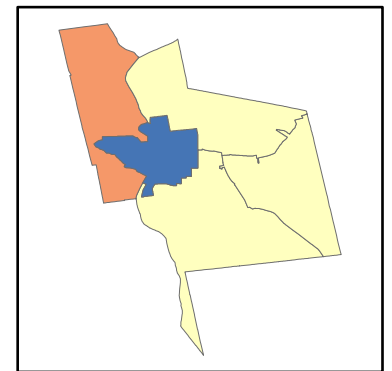


State Average: 9.8%

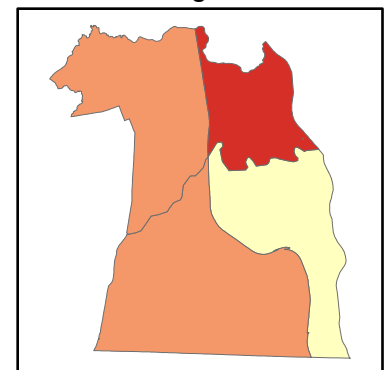
Source: CMS, 2015



Manchester Neighborhoods



Nashua Neighborhoods



% 65+ Women with Breast Cancer

Acworth	7.35%	Dalton	6.98%	Haverhill	10.20%	Nelson	8.47%	South Hampton	10.81%	Manchester	
Albany	9.68%	Danbury	11.02%	Hebron	8.39%	New Boston	9.03%	Springfield	7.54%	Central Manchester	8.01%
Alexandria	9.76%	Danville	7.77%	Henniker	9.20%	New Castle	12.42%	Stark	8.70%	Manchester: West	9.78%
Allenstown	9.55%	Deerfield	13.10%	Hill	11.02%	New Durham	7.18%	Stewartstown	6.95%	Manchester: South	9.30%
Alstead	7.35%	Deering	10.41%	Hillsborough	10.41%	New Hampton	8.54%	Stoddard	8.47%	Manchester: North	8.84%
Alton	8.93%	Derry	9.90%	Hinsdale	6.44%	New Ipswich	6.33%	Strafford	8.04%	Manchester: East	9.20%
Amherst	11.60%	Dorchester	8.39%	Holderness	10.33%	New London	11.99%	Stratford	6.95%		
Andover	10.28%	Dover	9.94%	Hollis	12.09%	Newbury	12.23%	Stratham	11.36%	Nashua	
Antrim	8.01%	Dublin	7.65%	Hooksett	9.87%	Newfields	11.36%	Sugar Hill	9.55%	Nashua: Zip 03060	9.44%
Ashland	10.33%	Dummer	8.76%	Hopkinton	7.82%	Newington	10.34%	Sullivan	9.95%	Nashua: Zip 03062	10.20%
Atkinson	9.82%	Dunbarton	9.16%	Hudson	10.02%	Newmarket	10.66%	Sunapee	10.64%	Nashua: Zip 03063	10.34%
Auburn	7.26%	Durham	12.10%	Jackson	9.80%	Newport	8.35%	Surry	9.95%	Nashua: Zip 03064	10.89%
Barnstead	9.17%	East Kingston	10.81%	Jaffrey	11.18%	Newton	11.26%	Sutton	12.23%		
Barrington	7.79%	Easton	9.55%	Jefferson	9.33%	North Hampton	10.13%	Swanzy	9.29%		
Bartlett	9.80%	Eaton	11.73%	Keene	9.95%	Northfield	7.77%	Tamworth	7.95%		
Bath	14.83%	Effingham	8.66%	Kensington	12.03%	Northumberland	8.70%	Temple	8.80%		
Bedford	10.32%	Ellsworth	7.84%	Kingston	9.01%	Northwood	8.47%	Thornton	9.80%	Unincorporated Places	
Belmont	10.28%	Enfield	11.41%	Laconia	9.72%	Nottingham	9.22%	Tilton	7.77%	<i>Atkinson and Gilmanton Academy Grant</i>	
Bennington	8.01%	Epping	7.85%	Lancaster	7.67%	Orange	8.36%	Troy	7.65%	<i>Bean's Grant</i>	
Benton	10.20%	Epsom	7.36%	Landaff	9.27%	Orford	9.67%	Tuftonboro	13.30%	<i>Bean's Purchase</i>	
Berlin	7.43%	Errol	8.76%	Langdon	7.35%	Ossipee	9.77%	Unity	8.35%	<i>Cambridge</i>	
Bethlehem	9.51%	Exeter	12.03%	Lebanon	11.66%	Pelham	10.24%	Wakefield	8.66%	<i>Chandler's Purchase</i>	
Boscawen	11.17%	Farmington	9.77%	Lee	5.43%	Pembroke	9.55%	Walpole	13.73%	<i>Crawford's Purchase</i>	
Bow	11.71%	Fitzwilliam	9.03%	Lempster	10.64%	Peterborough	11.77%	Warner	9.03%	<i>Cutt's Grant</i>	
Bradford	9.03%	Francestown	8.80%	Lincoln	9.84%	Piermont	9.67%	Warren	6.22%	<i>Dix's Grant</i>	
Brentwood	12.03%	Franconia	9.55%	Lisbon	9.27%	Pittsburg	8.45%	Washington	10.41%	<i>Dixville</i>	
Bridgewater	9.76%	Franklin	9.52%	Litchfield	9.06%	Pittsfield	10.76%	Waterville Valley	9.84%	<i>Erving's Location</i>	
Bristol	9.76%	Freedom	11.73%	Littleton	10.75%	Plainfield	11.66%	Weare	9.16%	<i>Green's Grant</i>	
Brookfield	9.82%	Fremont	8.21%	Londonderry	7.86%	Plaisow	8.72%	Webster	11.17%	<i>Hadley's Purchase</i>	
Brookline	9.25%	Gilford	9.23%	Loudon	8.70%	Plymouth	9.76%	Wentworth	6.22%	<i>Kilkenny</i>	
Campton	7.84%	Gilmanton	12.50%	Lyman	9.27%	Portsmouth	11.45%	Westmoreland	7.36%	<i>Livermore</i>	
Canaan	8.36%	Gilsum	7.35%	Lyme	9.67%	Randolph	9.33%	Whitefield	6.98%	<i>Low and Burbank's Grant</i>	
Candia	9.01%	Goffstown	9.79%	Lyndeborough	11.62%	Raymond	7.15%	Wilmot	7.54%	<i>Martin's Location</i>	
Canterbury	10.71%	Gorham	8.09%	Madbury	5.43%	Richmond	9.29%	Wilton	9.13%	<i>Millsfield</i>	
Carroll	9.33%	Goshen	10.64%	Madison	7.79%	Rindge	9.03%	Winchester	9.29%	<i>Odell</i>	
Center Harbor	11.38%	Grafton	8.36%	Manchester	9.12%	Rochester	8.79%	Windham	10.09%	<i>Pinkham's Grant</i>	
Charlestown	8.35%	Grantham	10.95%	Marlborough	7.65%	Rollinsford	10.58%	Windsor	10.41%	<i>Sargent's Purchase</i>	
Chatham	9.20%	Greenfield	8.80%	Marlow	7.35%	Roxbury	9.95%	Wolfeboro	9.33%	<i>Second College Grant</i>	
Chester	8.88%	Greenland	10.34%	Mason	8.36%	Rumney	8.39%	Woodstock	9.80%	<i>Success</i>	
Chesterfield	7.94%	Greenville	8.36%	Meredith	8.54%	Rye	12.43%			<i>Thompson and Meserves Purchase</i>	
Chichester	10.76%	Groton	8.39%	Merrimack	8.78%	Salem	10.47%			<i>Wentworth's Location</i>	
Claremont	8.35%	Hale's Location	9.80%	Middleton	7.18%	Salisbury	10.28%				
Clarksville	8.45%	Hampstead	8.61%	Milan	8.76%	Sanbornton	11.02%				
Colebrook	6.95%	Hampton	10.94%	Milford	9.92%	Sandown	8.24%				
Columbia	6.95%	Hampton Falls	8.78%	Milton	12.58%	Sandwich	11.31%				
Concord	11.17%	Hancock	8.66%	Monroe	14.83%	Seabrook	10.34%				
Conway	9.20%	Hanover	14.20%	Mont Vernon	11.62%	Sharon	11.77%				
Cornish	8.35%	Harrisville	8.47%	Moultonborough	11.31%	Shelburne	8.09%				
Croydon	8.35%	Hart's Location	9.80%	Nashua	10.09%	Somersworth	8.59%				

% 65+ Women with Breast Cancer (Ranked)

Bath	14.83%	Littleton	10.75%	Alexandria	9.76%	Temple	8.80%	Epping	7.85%	Manchester	
Monroe	14.83%	Canterbury	10.71%	Bridgewater	9.76%	Rochester	8.79%	Campton	7.84%	Manchester: West	9.78%
Hanover	14.20%	Newmarket	10.66%	Bristol	9.76%	Hampton Falls	8.78%	Ellsworth	7.84%	Manchester: South	9.30%
Walpole	13.73%	Goshen	10.64%	Plymouth	9.76%	Merrimack	8.78%	Hopkinton	7.82%	Manchester: East	9.20%
Tuftonboro	13.30%	Lempster	10.64%	Laconia	9.72%	Dummer	8.76%	Madison	7.79%	Manchester: North	8.84%
Deerfield	13.10%	Sunapee	10.64%	Albany	9.68%	Errol	8.76%	Barrington	7.79%	Central Manchester	8.01%
Milton	12.58%	Rollinsford	10.58%	Lyme	9.67%	Milan	8.76%	Northfield	7.77%		
Gilmanton	12.50%	Salem	10.47%	Orford	9.67%	Plaistow	8.72%	Tilton	7.77%	Nashua	
Rye	12.43%	Deering	10.41%	Piermont	9.67%	Northumberland	8.70%	Danville	7.77%	Nashua: Zip 03064	10.89%
New Castle	12.42%	Hillsborough	10.41%	Allentown	9.55%	Stark	8.70%	Lancaster	7.67%	Nashua: Zip 03063	10.34%
Newbury	12.23%	Washington	10.41%	Pembroke	9.55%	Loudon	8.70%	Dublin	7.65%	Nashua: Zip 03062	10.20%
Sutton	12.23%	Windsor	10.41%	Easton	9.55%	Effingham	8.66%	Marlborough	7.65%	Nashua: Zip 03060	9.44%
Durham	12.10%	Greenland	10.34%	Franconia	9.55%	Wakefield	8.66%	Troy	7.65%		
Hollis	12.09%	Newington	10.34%	Sugar Hill	9.55%	Hancock	8.66%	Springfield	7.54%		
Brentwood	12.03%	Seabrook	10.34%	Franklin	9.52%	Hampstead	8.61%	Wilmot	7.54%		
Exeter	12.03%	Ashland	10.33%	Bethlehem	9.51%	Somersworth	8.59%	Berlin	7.43%		
Kensington	12.03%	Holderness	10.33%	Wolfeboro	9.33%	Meredith	8.54%	Westmoreland	7.36%	Unincorporated Places	
New London	11.99%	Bedford	10.32%	Carroll	9.33%	New Hampton	8.54%	Epsom	7.36%	<i>Atkinson and Gilmanton Academy Grant</i>	
Peterborough	11.77%	Andover	10.28%	Jefferson	9.33%	Harrisville	8.47%	Acworth	7.35%	<i>Bean's Grant</i>	
Sharon	11.77%	Salisbury	10.28%	Randolph	9.33%	Nelson	8.47%	Alstead	7.35%	<i>Bean's Purchase</i>	
Eaton	11.73%	Belmont	10.28%	Richmond	9.29%	Stoddard	8.47%	Gilsum	7.35%	<i>Cambridge</i>	
Freedom	11.73%	Pelham	10.24%	Swanzey	9.29%	Northwood	8.47%	Langdon	7.35%	<i>Chandler's Purchase</i>	
Bow	11.71%	Benton	10.20%	Winchester	9.29%	Clarksville	8.45%	Stratford	7.35%	<i>Crawford's Purchase</i>	
Lebanon	11.66%	Haverhill	10.20%	Landaff	9.27%	Pittsburg	8.45%	Auburn	7.26%	<i>Cutt's Grant</i>	
Plainfield	11.66%	North Hampton	10.13%	Lisbon	9.27%	Dorchester	8.39%	Middleton	7.18%	<i>Dix's Grant</i>	
Lyndeborough	11.62%	Nashua	10.09%	Lyman	9.27%	Groton	8.39%	New Durham	7.18%	<i>Dixville</i>	
Mont Vernon	11.62%	Windham	10.09%	Brookline	9.25%	Hebron	8.39%	Raymond	7.15%	<i>Erving's Location</i>	
Amherst	11.60%	Hudson	10.02%	Gilford	9.23%	Rumney	8.39%	Dalton	6.98%	<i>Green's Grant</i>	
Portsmouth	11.45%	Keene	9.95%	Nottingham	9.22%	Greenville	8.36%	Whitefield	6.98%	<i>Hadley's Purchase</i>	
Enfield	11.41%	Roxbury	9.95%	Henniker	9.20%	Mason	8.36%	Colebrook	6.95%	<i>Kilkenny</i>	
Center Harbor	11.38%	Sullivan	9.95%	Chatham	9.20%	Canaan	8.36%	Columbia	6.95%	<i>Livermore</i>	
Newfields	11.36%	Surry	9.95%	Conway	9.20%	Grafton	8.36%	Stewartstown	6.95%	<i>Low and Burbank's Grant</i>	
Stratham	11.36%	Dover	9.94%	Barnstead	9.17%	Orange	8.36%	Stratford	6.95%	<i>Martin's Location</i>	
Moultonborough	11.31%	Milford	9.92%	Dunbarton	9.16%	Charlestown	8.35%	Hinsdale	6.44%	<i>Millsfield</i>	
Sandwich	11.31%	Derry	9.90%	Weare	9.16%	Claremont	8.35%	New Ipswich	6.33%	<i>Odell</i>	
Newton	11.26%	Hooksett	9.87%	Wilton	9.13%	Cornish	8.35%	Warren	6.22%	<i>Pinkham's Grant</i>	
Jaffrey	11.18%	Lincoln	9.84%	Manchester	9.12%	Croydon	8.35%	Wentworth	6.22%	<i>Sargent's Purchase</i>	
Boscawen	11.17%	Waterville Valley	9.84%	Litchfield	9.06%	Newport	8.35%	Lee	5.43%	<i>Second College Grant</i>	
Concord	11.17%	Brookfield	9.82%	New Boston	9.03%	Unity	8.35%	Madbury	5.43%	<i>Success</i>	
Webster	11.17%	Atkinson	9.82%	Bradford	9.03%	Sandown	8.24%			<i>Thompson and Meserves Purchase</i>	
Danbury	11.02%	Thornton	9.80%	Warner	9.03%	Fremont	8.21%			<i>Wentworth's Location</i>	
Hill	11.02%	Woodstock	9.80%	Fitzwilliam	9.03%	Gorham	8.09%				
Sanbornton	11.02%	Bartlett	9.80%	Rindge	9.03%	Shelburne	8.09%				
Grantham	10.95%	Hale's Location	9.80%	Candia	9.01%	Strafford	8.04%				
Hampton	10.94%	Hart's Location	9.80%	Kingston	9.01%	Antrim	8.01%				
East Kingston	10.81%	Jackson	9.80%	Alton	8.93%	Bennington	8.01%				
South Hampton	10.81%	Goffstown	9.79%	Chester	8.88%	Tamworth	7.95%				
Chichester	10.76%	Farmington	9.77%	Francestown	8.80%	Chesterfield	7.94%				
Pittsfield	10.76%	Ossipee	9.77%	Greenfield	8.80%	Londonderry	7.86%				