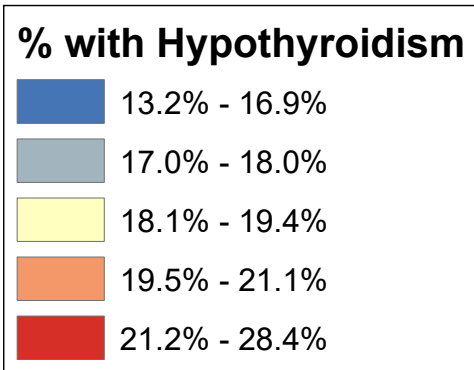
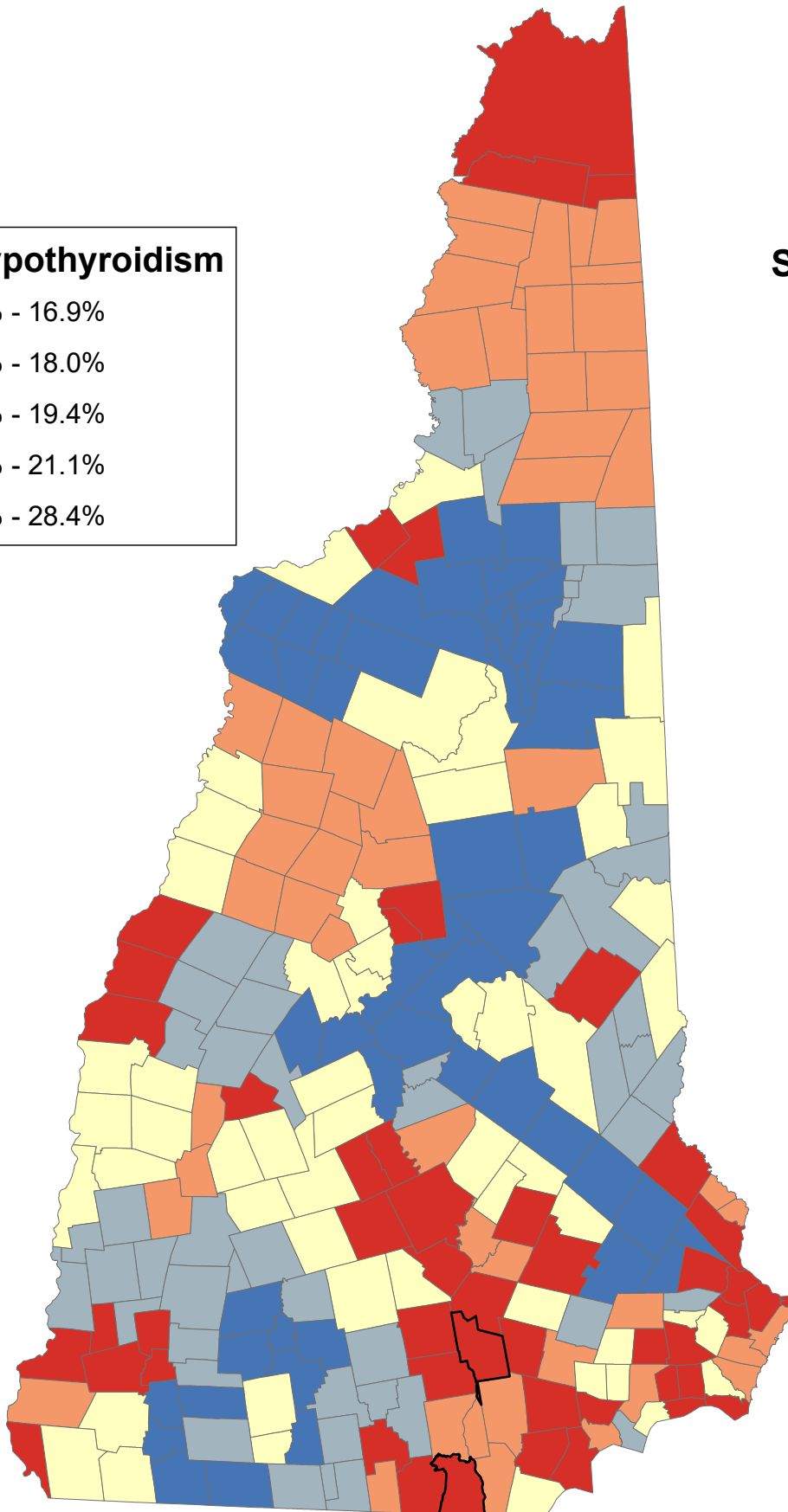


Percentage of Medicare Beneficiaries Age 65+ Ever Diagnosed with Hypothyroidism

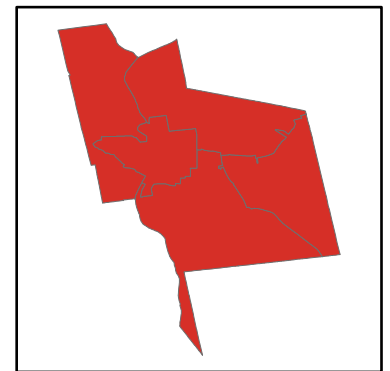


State Average: 20.8%

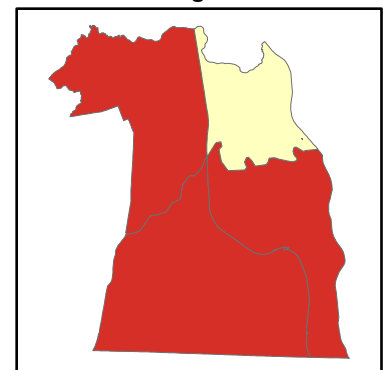
Source: CMS, 2015



Manchester Neighborhoods



Nashua Neighborhoods



% 65+ with Hypothyroidism

| | | | | | | | | | | | |
|---------------|--------|-----------------|--------|----------------|--------|----------------|--------|-------------------|--------|---|--------|
| Acworth | 17.36% | Dalton | 22.79% | Haverhill | 19.89% | Nelson | 17.25% | South Hampton | 21.82% | Manchester | |
| Albany | 19.88% | Danbury | 16.03% | Hebron | 20.58% | New Boston | 17.43% | Springfield | 17.77% | Central Manchester | 23.78% |
| Alexandria | 18.75% | Danville | 19.13% | Henniker | 18.29% | New Castle | 23.59% | Stark | 17.10% | Manchester: West | 27.27% |
| Allenstown | 20.09% | Deerfield | 21.20% | Hill | 16.03% | New Durham | 17.97% | Stewartstown | 19.96% | Manchester: South | 25.61% |
| Alstead | 17.36% | Deering | 16.98% | Hillsborough | 16.98% | New Hampton | 16.52% | Stoddard | 17.25% | Manchester: North | 27.53% |
| Alton | 18.49% | Derry | 22.24% | Hinsdale | 24.89% | New Ipswich | 17.54% | Strafford | 14.64% | Manchester: East | 27.45% |
| Amherst | 17.94% | Dorchester | 20.58% | Holderness | 21.68% | New London | 24.47% | Stratford | 19.96% | | |
| Andover | 18.30% | Dover | 23.09% | Hollis | 21.59% | Newbury | 18.95% | Stratham | 18.76% | Nashua | |
| Antrim | 15.31% | Dublin | 16.90% | Hooksett | 25.29% | Newfields | 18.76% | Sugar Hill | 15.62% | Nashua: Zip 03060 | 23.83% |
| Ashland | 21.68% | Dummer | 19.69% | Hopkinton | 21.54% | Newington | 22.24% | Sullivan | 21.90% | Nashua: Zip 03062 | 21.94% |
| Atkinson | 20.84% | Dunbarton | 18.88% | Hudson | 20.11% | Newmarket | 17.74% | Sunapee | 21.00% | Nashua: Zip 03063 | 22.74% |
| Auburn | 28.44% | Durham | 22.30% | Jackson | 16.90% | Newport | 19.19% | Surry | 21.90% | Nashua: Zip 03064 | 19.40% |
| Barnstead | 16.81% | East Kingston | 21.82% | Jaffrey | 17.10% | Newton | 18.54% | Sutton | 18.95% | | |
| Barrington | 16.82% | Easton | 15.62% | Jefferson | 16.64% | North Hampton | 20.00% | Swanzey | 18.43% | | |
| Bartlett | 16.90% | Eaton | 17.79% | Keene | 21.90% | Northfield | 17.24% | Tamworth | 14.76% | | |
| Bath | 14.08% | Effingham | 18.51% | Kensington | 22.98% | Northumberland | 17.10% | Temple | 16.37% | | |
| Bedford | 26.23% | Ellsworth | 20.11% | Kingston | 20.23% | Northwood | 18.13% | Thornton | 20.91% | Unincorporated Places | |
| Belmont | 15.69% | Enfield | 17.31% | Laconia | 18.81% | Nottingham | 16.67% | Tilton | 17.24% | <i>Atkinson and Gilmanton Academy Grant</i> | |
| Bennington | 15.31% | Epping | 19.95% | Lancaster | 18.84% | Orange | 17.78% | Troy | 16.90% | <i>Bean's Grant</i> | |
| Benton | 19.89% | Epsum | 22.46% | Landaff | 16.87% | Orford | 18.69% | Tuftonboro | 17.65% | <i>Bean's Purchase</i> | |
| Berlin | 20.48% | Errol | 19.69% | Langdon | 17.36% | Ossipee | 17.91% | Unity | 19.19% | <i>Cambridge</i> | |
| Bethlehem | 13.18% | Exeter | 22.98% | Lebanon | 24.44% | Pelham | 19.37% | Wakefield | 18.51% | <i>Chandler's Purchase</i> | |
| Boscawen | 23.46% | Farmington | 17.23% | Lee | 16.81% | Pembroke | 20.09% | Walpole | 17.10% | <i>Crawford's Purchase</i> | |
| Bow | 22.51% | Fitzwilliam | 15.22% | Lempster | 21.00% | Peterborough | 19.44% | Warner | 19.28% | <i>Cutt's Grant</i> | |
| Bradford | 19.28% | Francestown | 16.37% | Lincoln | 18.09% | Piermont | 18.69% | Warren | 21.14% | <i>Dix's Grant</i> | |
| Brentwood | 22.98% | Franconia | 15.62% | Lisbon | 16.87% | Pittsburg | 22.15% | Washington | 16.98% | <i>Dixville</i> | |
| Bridgewater | 18.75% | Franklin | 14.89% | Litchfield | 20.22% | Pittsfield | 18.69% | Waterville Valley | 18.09% | <i>Erving's Location</i> | |
| Bristol | 18.75% | Freedom | 17.79% | Littleton | 18.34% | Plainfield | 24.44% | Weare | 18.88% | <i>Green's Grant</i> | |
| Brookfield | 17.19% | Fremont | 18.09% | Londonderry | 20.68% | Plaisow | 17.79% | Webster | 23.46% | <i>Hadley's Purchase</i> | |
| Brookline | 20.90% | Gilford | 18.25% | Loudon | 19.02% | Plymouth | 18.75% | Wentworth | 21.14% | <i>Kilkenny</i> | |
| Campton | 20.11% | Gilmanton | 14.02% | Lyman | 16.87% | Portsmouth | 22.89% | Westmoreland | 28.05% | <i>Livermore</i> | |
| Canaan | 17.78% | Gilsum | 17.36% | Lyme | 18.69% | Randolph | 16.64% | Whitefield | 22.79% | <i>Low and Burbank's Grant</i> | |
| Candia | 18.91% | Goffstown | 26.18% | Lyndeborough | 17.21% | Raymond | 17.97% | Wilmot | 17.77% | <i>Martin's Location</i> | |
| Canterbury | 19.65% | Gorham | 17.54% | Madbury | 16.81% | Richmond | 18.43% | Wilton | 17.07% | <i>Millsfield</i> | |
| Carroll | 16.64% | Goshen | 21.00% | Madison | 18.39% | Rindge | 15.22% | Winchester | 18.43% | <i>Odell</i> | |
| Center Harbor | 15.16% | Grafton | 17.78% | Manchester | 26.32% | Rochester | 21.34% | Windham | 22.27% | <i>Pinkham's Grant</i> | |
| Charlestown | 19.19% | Grantham | 17.39% | Marlborough | 16.90% | Rollinsford | 20.63% | Windsor | 16.98% | <i>Sargent's Purchase</i> | |
| Chatham | 19.11% | Greenfield | 16.37% | Marlow | 17.36% | Roxbury | 21.90% | Wolfeboro | 22.97% | <i>Second College Grant</i> | |
| Chester | 21.04% | Greenland | 22.24% | Mason | 17.91% | Rumney | 20.58% | Woodstock | 20.91% | <i>Success</i> | |
| Chesterfield | 20.57% | Greenville | 17.91% | Meredith | 16.52% | Rye | 20.88% | | | <i>Thompson and Meserves Purchase</i> | |
| Chichester | 18.69% | Groton | 20.58% | Merrimack | 21.00% | Salem | 22.66% | | | <i>Wentworth's Location</i> | |
| Claremont | 19.19% | Hale's Location | 16.90% | Middleton | 17.97% | Salisbury | 18.30% | | | | |
| Clarksville | 22.15% | Hampstead | 22.45% | Milan | 19.69% | Sanbornton | 16.03% | | | | |
| Colebrook | 19.96% | Hampton | 20.51% | Milford | 21.59% | Sandown | 18.95% | | | | |
| Columbia | 19.96% | Hampton Falls | 17.97% | Milton | 17.52% | Sandwich | 16.48% | | | | |
| Concord | 23.46% | Hancock | 15.28% | Monroe | 14.08% | Seabrook | 22.52% | | | | |
| Conway | 19.11% | Hanover | 25.60% | Mont Vernon | 17.21% | Sharon | 19.44% | | | | |
| Cornish | 19.19% | Harrisville | 17.25% | Moultonborough | 16.48% | Shelburne | 17.54% | | | | |
| Croydon | 19.19% | Hart's Location | 16.90% | Nashua | 22.25% | Somersworth | 20.31% | | | | |

% 65+ with Hypothyroidism (Ranked)

| | | | | | | | | | | | |
|---------------|--------|---------------|--------|-------------------|--------|-----------------|--------|----------------|--------|---|--------|
| Auburn | 28.44% | Warren | 21.14% | Cornish | 19.19% | Ossipee | 17.91% | Troy | 16.90% | Manchester | |
| Westmoreland | 28.05% | Wentworth | 21.14% | Croydon | 19.19% | Greenville | 17.91% | Landaff | 16.87% | Manchester: North | 27.53% |
| Manchester | 26.32% | Chester | 21.04% | Newport | 19.19% | Mason | 17.91% | Lisbon | 16.87% | Manchester: East | 27.45% |
| Bedford | 26.23% | Merrimack | 21.00% | Unity | 19.19% | Plaistow | 17.79% | Lyman | 16.87% | Manchester: West | 27.27% |
| Goffstown | 26.18% | Goshen | 21.00% | Danville | 19.13% | Eaton | 17.79% | Barrington | 16.82% | Manchester: South | 25.61% |
| Hanover | 25.60% | Lempster | 21.00% | Chatham | 19.11% | Freedom | 17.79% | Barnstead | 16.81% | Central Manchester | 23.78% |
| Hooksett | 25.29% | Sunapee | 21.00% | Conway | 19.11% | Canaan | 17.78% | Lee | 16.81% | | |
| Hinsdale | 24.89% | Thornton | 20.91% | Loudon | 19.02% | Grafton | 17.78% | Madbury | 16.81% | Nashua | |
| New London | 24.47% | Woodstock | 20.91% | Newbury | 18.95% | Orange | 17.78% | Nottingham | 16.67% | Nashua: Zip 03060 | 23.83% |
| Lebanon | 24.44% | Brookline | 20.90% | Sutton | 18.95% | Springfield | 17.77% | Carroll | 16.64% | Nashua: Zip 03063 | 22.74% |
| Plainfield | 24.44% | Rye | 20.88% | Sandown | 18.95% | Wilmot | 17.77% | Jefferson | 16.64% | Nashua: Zip 03062 | 21.94% |
| New Castle | 23.59% | Atkinson | 20.84% | Candia | 18.91% | Newmarket | 17.74% | Randolph | 16.64% | Nashua: Zip 03064 | 19.40% |
| Boscawen | 23.46% | Londonderry | 20.68% | Dunbarton | 18.88% | Tuftonboro | 17.65% | Meredith | 16.52% | | |
| Concord | 23.46% | Rollinsford | 20.63% | Weare | 18.88% | Gorham | 17.54% | New Hampton | 16.52% | Unincorporated Places | |
| Webster | 23.46% | Dorchester | 20.58% | Lancaster | 18.84% | Shelburne | 17.54% | Moultonborough | 16.48% | <i>Atkinson and Gilmanton Academy Grant</i> | |
| Dover | 23.09% | Groton | 20.58% | Laconia | 18.81% | New Ipswich | 17.54% | Sandwich | 16.48% | <i>Bean's Grant</i> | |
| Brentwood | 22.98% | Hebron | 20.58% | Newfields | 18.76% | Milton | 17.52% | Francestown | 16.37% | <i>Bean's Purchase</i> | |
| Exeter | 22.98% | Rumney | 20.58% | Stratham | 18.76% | New Boston | 17.43% | Greenfield | 16.37% | <i>Cambridge</i> | |
| Kensington | 22.98% | Chesterfield | 20.57% | Alexandria | 18.75% | Grantham | 17.39% | Temple | 16.37% | <i>Chandler's Purchase</i> | |
| Wolfeboro | 22.97% | Hampton | 20.51% | Bridgewater | 18.75% | Acworth | 17.36% | Danbury | 16.03% | <i>Crawford's Purchase</i> | |
| Portsmouth | 22.89% | Berlin | 20.48% | Bristol | 18.75% | Alstead | 17.36% | Hill | 16.03% | <i>Cutt's Grant</i> | |
| Dalton | 22.79% | Somersworth | 20.31% | Plymouth | 18.75% | Gilsum | 17.36% | Sanbornton | 16.03% | <i>Dix's Grant</i> | |
| Whitefield | 22.79% | Kingston | 20.23% | Chichester | 18.69% | Langdon | 17.36% | Franklin | 15.69% | <i>Dixville</i> | |
| Salem | 22.66% | Litchfield | 20.22% | Pittsfield | 18.69% | Marlow | 17.36% | Easton | 15.62% | <i>Erving's Location</i> | |
| Seabrook | 22.52% | Hudson | 20.11% | Lyme | 18.69% | Enfield | 17.31% | Franconia | 15.62% | <i>Green's Grant</i> | |
| Bow | 22.51% | Campton | 20.11% | Orford | 18.69% | Harrisville | 17.25% | Sugar Hill | 15.62% | <i>Hadley's Purchase</i> | |
| Epsom | 22.46% | Ellsworth | 20.11% | Piermont | 18.69% | Nelson | 17.25% | Antrim | 15.31% | <i>Kilkenny</i> | |
| Hampstead | 22.45% | Allenstown | 20.09% | Newton | 18.54% | Stoddard | 17.25% | Bennington | 15.31% | <i>Livermore</i> | |
| Durham | 22.30% | Pembroke | 20.09% | Effingham | 18.51% | Northfield | 17.24% | Hancock | 15.28% | <i>Low and Burbank's Grant</i> | |
| Windham | 22.27% | North Hampton | 20.00% | Wakefield | 18.51% | Tilton | 17.24% | Fitzwilliam | 15.22% | <i>Martin's Location</i> | |
| Nashua | 22.25% | Colebrook | 19.96% | Alton | 18.49% | Farmington | 17.23% | Rindge | 15.22% | <i>Millsfield</i> | |
| Greenland | 22.24% | Columbia | 19.96% | Richmond | 18.43% | Lyndeborough | 17.21% | Center Harbor | 15.16% | <i>Odell</i> | |
| Newington | 22.24% | Stewartstown | 19.96% | Swanzey | 18.43% | Mont Vernon | 17.21% | Franklin | 14.89% | <i>Pinkham's Grant</i> | |
| Derry | 22.24% | Stratford | 19.96% | Winchester | 18.43% | Brookfield | 17.19% | Tamworth | 14.76% | <i>Sargent's Purchase</i> | |
| Clarksville | 22.15% | Epping | 19.95% | Madison | 18.39% | Jaffrey | 17.10% | Strafford | 14.64% | <i>Second College Grant</i> | |
| Pittsburg | 22.15% | Benton | 19.89% | Littleton | 18.34% | Northumberland | 17.10% | Bath | 14.08% | <i>Success</i> | |
| Keene | 21.90% | Haverhill | 19.89% | Andover | 18.30% | Stark | 17.10% | Monroe | 14.08% | <i>Thompson and Meserves Purchase</i> | |
| Roxbury | 21.90% | Albany | 19.88% | Salisbury | 18.30% | Walpole | 17.10% | Gilmanton | 14.02% | <i>Wentworth's Location</i> | |
| Sullivan | 21.90% | Dummer | 19.69% | Henniker | 18.29% | Wilton | 17.07% | Bethlehem | 13.18% | | |
| Surry | 21.90% | Errol | 19.69% | Gilford | 18.25% | Deering | 16.98% | | | | |
| East Kingston | 21.82% | Milan | 19.69% | Northwood | 18.13% | Hillsborough | 16.98% | | | | |
| South Hampton | 21.82% | Canterbury | 19.65% | Lincoln | 18.09% | Washington | 16.98% | | | | |
| Ashland | 21.68% | Peterborough | 19.44% | Waterville Valley | 18.09% | Windsor | 16.98% | | | | |
| Holderness | 21.68% | Sharon | 19.44% | Fremont | 18.09% | Bartlett | 16.90% | | | | |
| Milford | 21.59% | Pelham | 19.37% | Hampton Falls | 17.97% | Hale's Location | 16.90% | | | | |
| Hollis | 21.59% | Bradford | 19.28% | Middleton | 17.97% | Hart's Location | 16.90% | | | | |
| Hopkinton | 21.54% | Warner | 19.28% | New Durham | 17.97% | Jackson | 16.90% | | | | |
| Rochester | 21.34% | Charlestown | 19.19% | Raymond | 17.97% | Dublin | 16.90% | | | | |
| Deerfield | 21.20% | Claremont | 19.19% | Amherst | 17.94% | Marlborough | 16.90% | | | | |