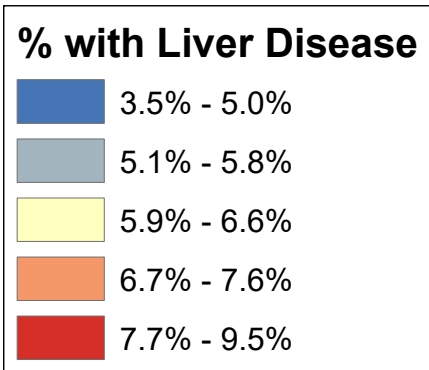
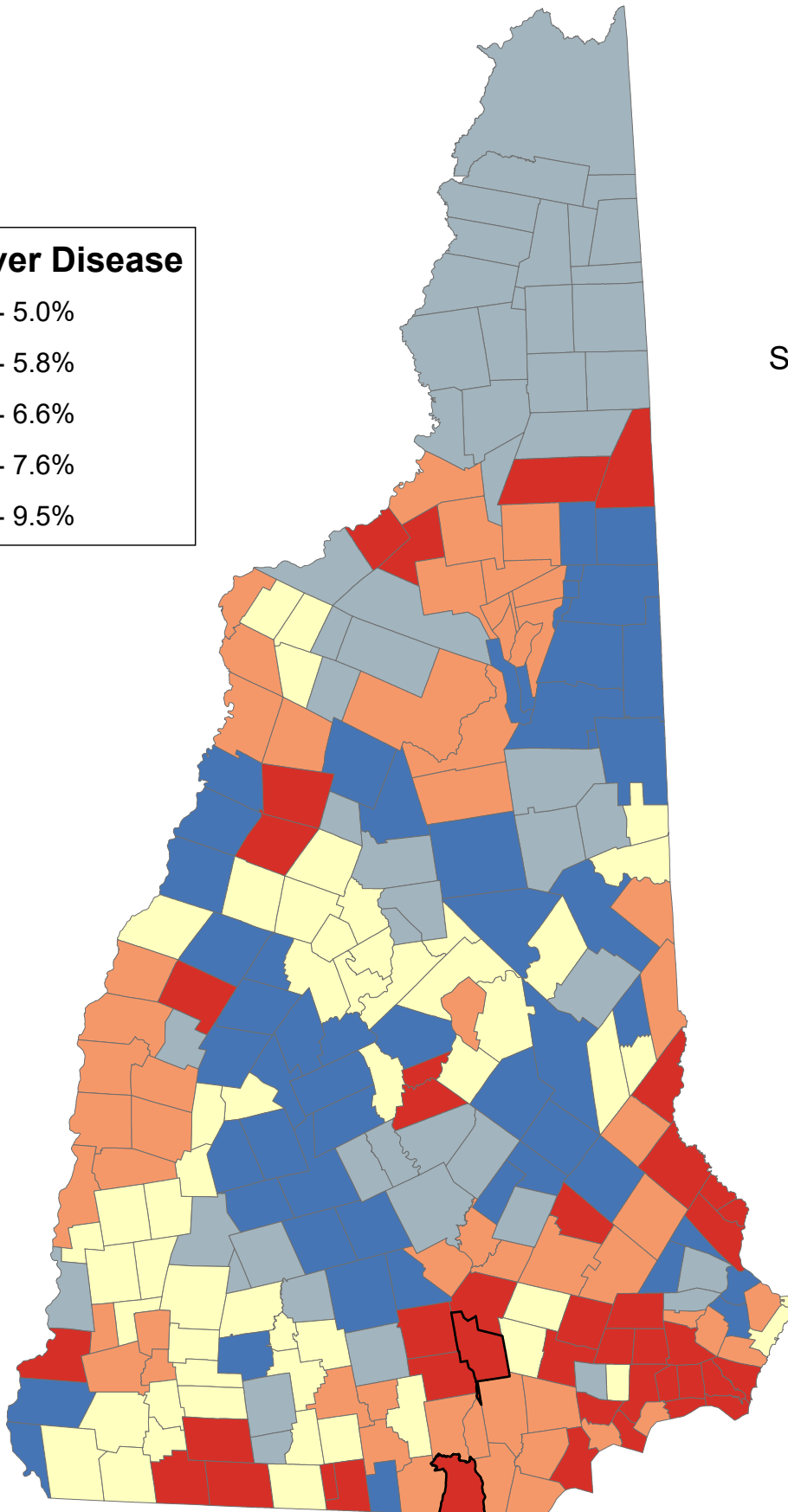


# Percentage of Medicare Beneficiaries Age 65+ Ever Diagnosed with Liver Disease

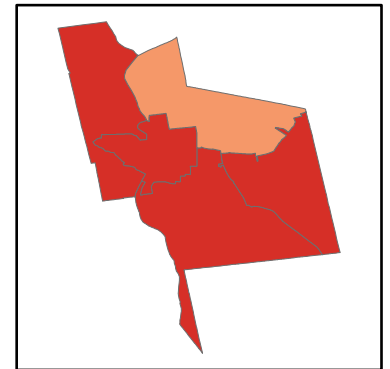


**State Average: 6.9%**

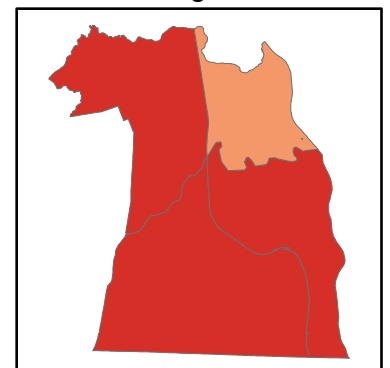
Source: CMS, 2014, 2015



**Manchester Neighborhoods**



**Nashua Neighborhoods**



## % 65+ with Liver Diseases

Acworth	6.22%	Dalton	8.01%	Haverhill	6.77%	Nelson	6.15%	South Hampton	8.96%	<b>Manchester</b>	
Albany	5.53%	Danbury	4.81%	Hebron	5.96%	New Boston	5.15%	Springfield	4.62%	Central Manchester	9.14%
Alexandria	6.57%	Danville	6.32%	Henniker	3.48%	New Castle	6.27%	Stark	5.74%	Manchester: West	9.14%
Allenstown	7.09%	Deerfield	6.61%	Hill	4.81%	New Durham	5.85%	Stewartstown	5.40%	Manchester: South	9.18%
Alstead	6.22%	Deering	5.46%	Hillsborough	5.46%	New Hampton	6.19%	Stoddard	6.15%	Manchester: North	7.50%
Alton	4.91%	Derry	6.79%	Hinsdale	4.56%	New Ipswich	6.01%	Strafford	3.97%	Manchester: East	8.37%
Amherst	5.88%	Dorchester	5.96%	Holderness	5.28%	New London	6.53%	Stratford	5.40%		
Andover	3.91%	Dover	8.15%	Hollis	7.00%	Newbury	4.52%	Stratham	6.78%	<b>Nashua</b>	
Antrim	6.05%	Dublin	6.43%	Hooksett	8.09%	Newfields	6.78%	Sugar Hill	5.04%	Nashua: Zip 03060	8.37%
Ashland	5.28%	Dummer	5.14%	Hopkinton	4.24%	Newington	4.10%	Sullivan	7.08%	Nashua: Zip 03062	8.22%
Atkinson	7.09%	Dunbarton	4.76%	Hudson	7.11%	Newmarket	5.46%	Sunapee	6.37%	Nashua: Zip 03063	8.43%
Auburn	6.25%	Durham	5.69%	Jackson	3.51%	Newport	6.77%	Surry	7.08%	Nashua: Zip 03064	6.89%
Barnstead	4.45%	East Kingston	8.96%	Jaffrey	8.24%	Newton	6.77%	Sutton	4.52%		
Barrington	6.72%	Easton	5.04%	Jefferson	7.55%	North Hampton	6.94%	Swanzy	6.38%		
Bartlett	3.51%	Eaton	6.22%	Keene	7.08%	Northfield	8.08%	Tamworth	5.82%		
Bath	7.09%	Effingham	7.13%	Kensington	9.11%	Northumberland	5.74%	Temple	6.43%		
Bedford	7.58%	Ellsworth	5.80%	Kingston	7.76%	Northwood	8.56%	Thornton	4.62%	<b>Unincorporated Places</b>	
Belmont	6.55%	Enfield	7.80%	Laconia	6.70%	Nottingham	7.24%	Tilton	8.08%	<i>Atkinson and Gilmanton Academy Grant</i>	
Bennington	6.05%	Epping	7.79%	Lancaster	7.44%	Orange	4.98%	Troy	6.43%	<i>Bean's Grant</i>	
Benton	6.77%	Epsom	5.14%	Landaff	5.88%	Orford	4.77%	Tuftonboro	6.12%	<i>Bean's Purchase</i>	
Berlin	8.05%	Errol	5.14%	Langdon	6.22%	Ossipee	4.59%	Unity	6.77%	<i>Cambridge</i>	
Bethlehem	4.99%	Exeter	9.11%	Lebanon	7.48%	Pelham	7.48%	Wakefield	7.13%	<i>Chandler's Purchase</i>	
Boscawen	5.67%	Farmington	7.06%	Lee	4.75%	Pembroke	7.09%	Walpole	5.35%	<i>Crawford's Purchase</i>	
Bow	6.82%	Fitzwilliam	7.96%	Lempster	6.37%	Peterborough	5.73%	Warner	4.30%	<i>Cutt's Grant</i>	
Bradford	4.30%	Francestown	6.43%	Lincoln	7.20%	Piermont	4.77%	Warren	7.65%	<i>Dix's Grant</i>	
Brentwood	9.11%	Franconia	5.04%	Lisbon	5.88%	Pittsburg	5.51%	Washington	5.46%	<i>Dixville</i>	
Bridgewater	6.57%	Franklin	6.02%	Litchfield	7.38%	Pittsfield	4.43%	Waterville Valley	7.20%	<i>Erving's Location</i>	
Bristol	6.57%	Freedom	6.22%	Littleton	5.17%	Plainfield	7.48%	Weare	4.76%	<i>Green's Grant</i>	
Brookfield	4.39%	Fremont	8.72%	Londonderry	6.90%	Plaisow	8.65%	Webster	5.67%	<i>Hadley's Purchase</i>	
Brookline	4.68%	Gilford	6.49%	Loudon	5.33%	Plymouth	6.57%	Wentworth	7.65%	<i>Kilkenny</i>	
Campton	5.80%	Gilmanton	4.49%	Lyman	5.88%	Portsmouth	6.70%	Westmoreland	8.13%	<i>Livermore</i>	
Canaan	4.98%	Gilsum	6.22%	Lyme	4.77%	Randolph	7.55%	Whitefield	8.01%	<i>Low and Burbank's Grant</i>	
Candia	6.04%	Goffstown	8.75%	Lyndeborough	6.73%	Raymond	7.61%	Wilmot	4.62%	<i>Martin's Location</i>	
Canterbury	5.52%	Gorham	4.40%	Madbury	4.75%	Richmond	6.38%	Wilton	6.11%	<i>Millsfield</i>	
Carroll	7.55%	Goshen	6.37%	Madison	5.22%	Rindge	7.96%	Winchester	6.38%	<i>Odell</i>	
Center Harbor	6.49%	Grafton	4.98%	Manchester	8.76%	Rochester	7.82%	Windham	6.93%	<i>Pinkham's Grant</i>	
Charlestown	6.77%	Grantham	5.34%	Marlborough	6.43%	Rollinsford	7.75%	Windsor	5.46%	<i>Sargent's Purchase</i>	
Chatham	4.73%	Greenfield	6.43%	Marlow	6.22%	Roxbury	7.08%	Wolfboro	5.12%	<i>Second College Grant</i>	
Chester	7.88%	Greenland	4.10%	Mason	9.55%	Rumney	5.96%	Woodstock	4.62%	<i>Success</i>	
Chesterfield	4.31%	Greenville	9.55%	Meredith	6.19%	Rye	6.20%			<i>Thompson and Meserves Purchase</i>	
Chichester	4.43%	Groton	5.96%	Merrimack	7.15%	Salem	7.73%			<i>Wentworth's Location</i>	
Claremont	6.77%	Hale's Location	3.51%	Middleton	5.85%	Salisbury	3.91%				
Clarksville	5.51%	Hampstead	8.39%	Milan	5.14%	Sanbornton	4.81%				
Colebrook	5.40%	Hampton	8.24%	Milford	7.10%	Sandown	5.73%				
Columbia	5.40%	Hampton Falls	8.51%	Milton	7.66%	Sandwich	4.77%				
Concord	5.67%	Hancock	4.33%	Monroe	7.09%	Seabrook	9.09%				
Conway	4.73%	Hanover	6.36%	Mont Vernon	6.73%	Sharon	5.73%				
Cornish	6.77%	Harrisville	6.15%	Moultonborough	4.77%	Shelburne	4.40%				
Croydon	6.77%	Hart's Location	3.51%	Nashua	8.11%	Somersworth	8.96%				

## % 65+ with Liver Diseases (Ranked)

Greenville	9.55%	Nottingham	7.24%	Dublin	6.43%	Northumberland	5.74%	Orford	4.77%	<b>Manchester</b>	
Mason	9.55%	Lincoln	7.20%	Marlborough	6.43%	Stark	5.74%	Piermont	4.77%	Manchester: South	9.18%
Brentwood	9.11%	Waterville Valley	7.20%	Troy	6.43%	Peterborough	5.73%	Dunbarton	4.76%	Manchester: West	9.14%
Exeter	9.11%	Merrimack	7.15%	Francestown	6.43%	Sharon	5.73%	Weare	4.76%	Central Manchester	9.14%
Kensington	9.11%	Effingham	7.13%	Greenfield	6.43%	Sandown	5.73%	Lee	4.75%	Manchester: East	8.37%
Seabrook	9.09%	Wakefield	7.13%	Temple	6.43%	Durham	5.69%	Madbury	4.75%	Manchester: North	7.50%
Somersworth	8.96%	Hudson	7.11%	Richmond	6.38%	Boscawen	5.67%	Chatham	4.73%		
East Kingston	8.96%	Milford	7.10%	Swanzey	6.38%	Concord	5.67%	Conway	4.73%	<b>Nashua</b>	
South Hampton	8.96%	Atkinson	7.09%	Winchester	6.38%	Webster	5.67%	Brookline	4.68%	Nashua: Zip 03063	8.43%
Manchester	8.76%	Attenstown	7.09%	Goshen	6.37%	Albany	5.53%	Springfield	4.62%	Nashua: Zip 03060	8.37%
Goffstown	8.75%	Pembroke	7.09%	Lempster	6.37%	Canterbury	5.52%	Wilmot	4.62%	Nashua: Zip 03062	8.22%
Fremont	8.72%	Bath	7.09%	Sunapee	6.37%	Clarksville	5.51%	Thornton	4.62%	Nashua: Zip 03064	6.89%
Plaistow	8.65%	Monroe	7.09%	Hanover	6.36%	Pittsburg	5.51%	Woodstock	4.62%		
Northwood	8.56%	Keene	7.08%	Danville	6.32%	Newmarket	5.46%	Ossipee	4.59%		
Hampton Falls	8.51%	Roxbury	7.08%	Danville	6.32%	Newmarket	5.46%	Hinsdale	4.56%		
Hampstead	8.39%	Sullivan	7.08%	New Castle	6.27%	Deering	5.46%	Newbury	4.52%		
Jaffrey	8.24%	Surry	7.08%	Auburn	6.25%	Hillsborough	5.46%	Sutton	4.52%	<b>Unincorporated Places</b>	
Hampton	8.24%	Farmington	7.06%	Acworth	6.22%	Washington	5.46%	Gilmanton	4.49%	<i>Atkinson and Gilmanton Academy Grant</i>	
Dover	8.15%	Hollis	7.00%	Alstead	6.22%	Windsor	5.46%	Barnstead	4.45%	<i>Bean's Grant</i>	
Westmoreland	8.13%	North Hampton	6.94%	Gilsum	6.22%	Colebrook	5.40%	Chichester	4.43%	<i>Bean's Purchase</i>	
Nashua	8.11%	Windham	6.93%	Langdon	6.22%	Columbia	5.40%	Pittsfield	4.43%	<i>Cambridge</i>	
Hooksett	8.09%	Londonderry	6.90%	Marlow	6.22%	Stewartstown	5.40%	Gorham	4.40%	<i>Chandler's Purchase</i>	
Northfield	8.08%	Bow	6.82%	Eaton	6.22%	Stratford	5.40%	Andover	4.40%	<i>Crawford's Purchase</i>	
Tilton	8.08%	Derry	6.79%	Freedom	6.22%	Walpole	5.35%	Brookfield	4.39%	<i>Cutt's Grant</i>	
Berlin	8.05%	Newfields	6.78%	Rye	6.20%	Grantham	5.34%	Hancock	4.33%	<i>Dix's Grant</i>	
Dalton	8.01%	Stratham	6.78%	Meredith	6.19%	Loudon	5.33%	Chesterfield	4.31%	<i>Dixville</i>	
Whitefield	8.01%	Charlestown	6.77%	New Hampton	6.19%	Ashland	5.28%	Bradford	4.30%	<i>Erving's Location</i>	
Fitzwilliam	7.96%	Charlestown	6.77%	Harrisville	6.15%	Holderness	5.28%	Warner	4.30%	<i>Green's Grant</i>	
Rindge	7.96%	Claremont	6.77%	Nelson	6.15%	Madison	5.22%	Hopkinton	4.24%	<i>Hadley's Purchase</i>	
Chester	7.88%	Cornish	6.77%	Stoddard	6.15%	Littleton	5.17%	Greenland	4.10%	<i>Kilkenny</i>	
Rochester	7.82%	Croydon	6.77%	Stoddard	6.15%	Littleton	5.17%	Newington	4.10%	<i>Livermore</i>	
Enfield	7.80%	Newport	6.77%	Tuftonboro	6.12%	New Boston	5.15%	Strafford	3.97%	<i>Low and Burbank's Grant</i>	
Epping	7.79%	Unity	6.77%	Wilton	6.11%	Epsom	5.14%	Andover	3.91%	<i>Martin's Location</i>	
Kingston	7.76%	Newton	6.77%	Antrim	6.05%	Dummer	5.14%	Salisbury	3.91%	<i>Millsfield</i>	
Rollinsford	7.75%	Newton	6.77%	Bennington	6.05%	Errol	5.14%	Bartlett	3.51%	<i>Odell</i>	
Salem	7.75%	Benton	6.77%	Candia	6.04%	Milan	5.14%	Hale's Location	3.51%	<i>Pinkham's Grant</i>	
Rollinsford	7.75%	Haverhill	6.77%	Franklin	6.02%	Wolfeboro	5.12%	Hart's Location	3.51%	<i>Sargent's Purchase</i>	
Salem	7.73%	Lyndeborough	6.73%	New Ipswich	6.01%	Easton	5.04%	Jackson	3.51%	<i>Second College Grant</i>	
Milton	7.66%	Mont Vernon	6.73%	Dorchester	5.96%	Franconia	5.04%	Henniker	3.48%	<i>Success</i>	
Warren	7.65%	Barrington	6.72%	Groton	5.96%	Sugar Hill	5.04%			<i>Thompson and Meserves Purchase</i>	
Wentworth	7.65%	Portsmouth	6.70%	Hebron	5.96%	Bethlehem	4.99%			<i>Wentworth's Location</i>	
Raymond	7.61%	Portsmouth	6.70%	Rumney	5.96%	Canaan	4.98%				
Bedford	7.58%	Laconia	6.70%	Rumney	5.96%	Canaan	4.98%				
Bedford	7.58%	Deerfield	6.61%	Amherst	5.88%	Grafton	4.98%				
Carroll	7.55%	Alexandria	6.57%	Landaff	5.88%	Orange	4.98%				
Carroll	7.55%	Bridgewater	6.57%	Landaff	5.88%	Orange	4.98%				
Jefferson	7.55%	Bridgewater	6.57%	Lisbon	5.88%	Alton	4.91%				
Randolph	7.55%	Bristol	6.57%	Lisbon	5.88%	Alton	4.91%				
Randolph	7.55%	Bristol	6.57%	Lyman	5.88%	Danbury	4.81%				
Lebanon	7.48%	Plymouth	6.57%	Lyman	5.88%	Danbury	4.81%				
Lebanon	7.48%	Plymouth	6.57%	Middleton	5.85%	Hill	4.81%				
Plainfield	7.48%	Belmont	6.55%	New Durham	5.85%	Hill	4.81%				
Plainfield	7.48%	Belmont	6.55%	New Durham	5.85%	Sanbornton	4.81%				
Pelham	7.48%	New London	6.53%	Tamworth	5.82%	Moultonborough	4.77%				
Pelham	7.48%	New London	6.53%	Tamworth	5.82%	Moultonborough	4.77%				
Lancaster	7.44%	Gilford	6.49%	Campton	5.80%	Sandwich	4.77%				
Lancaster	7.44%	Gilford	6.49%	Campton	5.80%	Sandwich	4.77%				
Litchfield	7.38%	Center Harbor	6.49%	Ellsworth	5.80%	Lyme	4.77%				
Litchfield	7.38%	Center Harbor	6.49%	Ellsworth	5.80%	Lyme	4.77%				