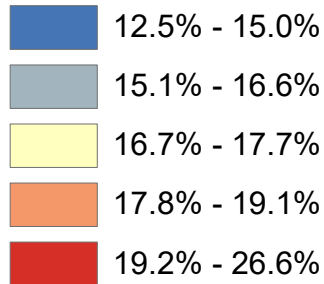


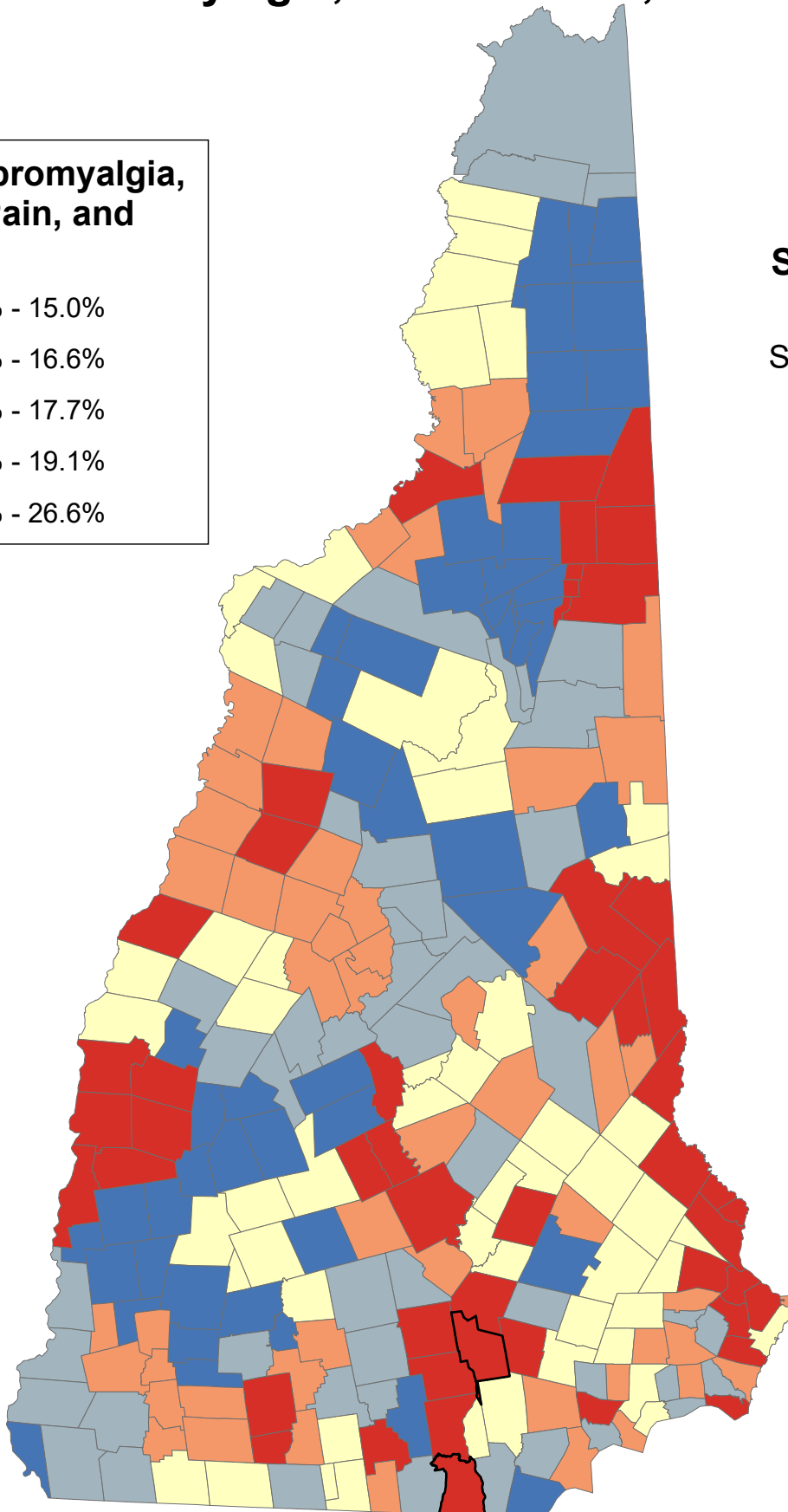
Percentage of Medicare Beneficiaries Age 65+ Years Ever Diagnosed with Fibromyalgia, Chronic Pain, and Fatigue

% with Fibromyalgia, Chronic Pain, and Fatigue

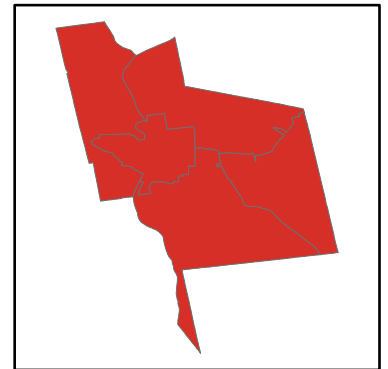


State Average: 18.6%

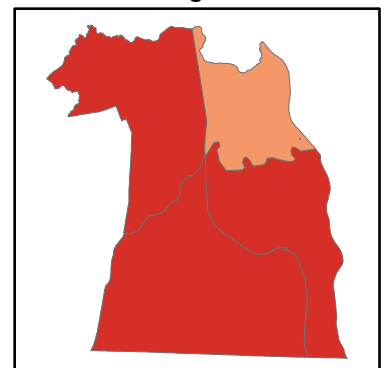
Source: CMS, 2014, 2015



Manchester Neighborhoods



Nashua Neighborhoods



% 65+ with Fibromyalgia, Chronic Pain and Fatigue

Acworth	14.59%	Dalton	18.05%	Haverhill	18.46%	Nelson	14.93%	South Hampton	16.58%	Manchester	
Albany	18.23%	Danbury	16.45%	Hebron	17.99%	New Boston	15.94%	Springfield	16.03%	Central Manchester	23.65%
Alexandria	18.36%	Danville	18.17%	Henniker	14.97%	New Castle	18.15%	Stark	18.43%	Manchester: West	23.01%
Allenstown	16.97%	Deerfield	14.89%	Hill	16.45%	New Durham	18.00%	Stewartstown	16.70%	Manchester: South	21.95%
Alstead	14.59%	Deering	17.13%	Hillsborough	17.13%	New Hampton	15.84%	Stoddard	14.93%	Manchester: North	19.95%
Alton	15.91%	Derry	17.77%	Hinsdale	13.10%	New Ipswich	15.39%	Strafford	16.92%	Manchester: East	20.27%
Amherst	14.73%	Dorchester	17.99%	Holderness	15.49%	New London	14.43%	Stratford	16.70%		
Andover	12.72%	Dover	22.74%	Hollis	15.13%	Newbury	14.90%	Stratham	15.92%	Nashua	
Antrim	14.60%	Dublin	18.00%	Hooksett	19.51%	Newfields	15.92%	Sugar Hill	13.47%	Nashua: Zip 03060	21.81%
Ashland	15.49%	Dummer	13.82%	Hopkinton	18.10%	Newington	20.37%	Sullivan	18.33%	Nashua: Zip 03062	19.51%
Atkinson	15.70%	Dunbarton	16.39%	Hudson	16.63%	Newmarket	18.19%	Sunapee	13.66%	Nashua: Zip 03063	19.91%
Auburn	19.99%	Durham	19.10%	Jackson	15.20%	Newport	19.15%	Surry	18.33%	Nashua: Zip 03064	18.53%
Barnstead	17.50%	East Kingston	16.58%	Jaffrey	19.07%	Newton	16.93%	Sutton	14.90%		
Barrington	17.63%	Easton	13.47%	Jefferson	14.44%	North Hampton	19.82%	Swanzy	15.08%		
Bartlett	15.20%	Eaton	16.95%	Keene	18.33%	Northfield	17.05%	Tamworth	16.29%		
Bath	17.74%	Effingham	19.25%	Kensington	19.08%	Northumberland	18.43%	Temple	18.00%		
Bedford	19.26%	Ellsworth	15.91%	Kingston	17.00%	Northwood	18.25%	Thornton	13.75%	Unincorporated Places	
Belmont	16.84%	Enfield	15.96%	Laconia	18.88%	Nottingham	17.53%	Tilton	17.05%	<i>Atkinson and Gilmanton Academy Grant</i>	
Bennington	14.60%	Epping	17.57%	Lancaster	20.35%	Orange	16.74%	Troy	18.00%	<i>Bean's Grant</i>	
Benton	18.46%	Epsom	19.42%	Landaff	16.34%	Orford	18.70%	Tuftonboro	18.71%	<i>Bean's Purchase</i>	
Berlin	24.31%	Errol	13.82%	Langdon	14.59%	Ossipee	19.94%	Unity	19.15%	<i>Cambridge</i>	
Bethlehem	15.42%	Exeter	19.08%	Lebanon	17.29%	Pelham	14.89%	Wakefield	19.25%	<i>Chandler's Purchase</i>	
Boscawen	22.13%	Farmington	17.14%	Lee	17.55%	Pembroke	16.97%	Walpole	15.33%	<i>Crawford's Purchase</i>	
Bow	18.56%	Fitzwilliam	17.28%	Lempster	13.66%	Peterborough	20.63%	Warner	16.65%	<i>Cutt's Grant</i>	
Bradford	16.65%	Francestown	18.00%	Lincoln	16.90%	Piermont	18.70%	Warren	22.81%	<i>Dix's Grant</i>	
Brentwood	19.08%	Franconia	13.47%	Lisbon	16.34%	Pittsburg	15.59%	Washington	17.13%	<i>Dixville</i>	
Bridgewater	18.36%	Franklin	20.23%	Litchfield	17.48%	Pittsfield	17.47%	Waterville Valley	16.90%	<i>Erving's Location</i>	
Bristol	18.36%	Freedom	16.95%	Littleton	16.73%	Plainfield	17.29%	Weare	16.39%	<i>Green's Grant</i>	
Brookfield	20.40%	Fremont	17.09%	Londonderry	16.70%	Plaisow	18.28%	Webster	22.13%	<i>Hadley's Purchase</i>	
Brookline	18.84%	Gilford	16.78%	Loudon	16.52%	Plymouth	18.36%	Wentworth	22.81%	<i>Kilkenny</i>	
Campton	15.91%	Gilmanton	18.36%	Lyman	16.34%	Portsmouth	21.29%	Westmoreland	15.92%	<i>Livermore</i>	
Canaan	16.74%	Gilsum	14.59%	Lyme	18.70%	Randolph	14.44%	Whitefield	18.05%	<i>Low and Burbank's Grant</i>	
Candia	16.37%	Goffstown	20.85%	Lyndeborough	16.18%	Raymond	17.16%	Wilmot	16.03%	<i>Martin's Location</i>	
Canterbury	18.15%	Gorham	20.75%	Madbury	17.55%	Richmond	15.08%	Wilton	16.68%	<i>Millsfield</i>	
Carroll	14.44%	Goshen	13.66%	Madison	12.53%	Rindge	17.28%	Winchester	15.08%	<i>Odell</i>	
Center Harbor	15.11%	Grafton	16.74%	Manchester	21.97%	Rochester	20.63%	Windham	15.45%	<i>Pinkham's Grant</i>	
Charlestown	19.15%	Grantham	12.99%	Marlborough	18.00%	Rollinsford	24.80%	Windsor	17.13%	<i>Sargent's Purchase</i>	
Chatham	17.99%	Greenfield	18.00%	Marlow	14.59%	Roxbury	18.33%	Wolfboro	21.29%	<i>Second College Grant</i>	
Chester	17.19%	Greenland	20.37%	Mason	17.68%	Rumney	17.99%	Woodstock	13.75%	<i>Success</i>	
Chesterfield	15.20%	Greenville	17.68%	Meredith	15.84%	Rye	17.38%			<i>Thompson and Meserves Purchase</i>	
Chichester	17.47%	Groton	17.99%	Merrimack	19.36%	Salem	18.85%			<i>Wentworth's Location</i>	
Claremont	19.15%	Hale's Location	15.20%	Middleton	18.00%	Salisbury	12.72%				
Clarksville	15.59%	Hampstead	20.04%	Milan	13.82%	Sanbornton	16.45%				
Colebrook	16.70%	Hampton	18.81%	Milford	21.02%	Sandown	16.46%				
Columbia	16.70%	Hampton Falls	15.16%	Milton	19.51%	Sandwich	14.63%				
Concord	22.13%	Hancock	15.35%	Monroe	17.74%	Seabrook	23.22%				
Conway	17.99%	Hanover	19.42%	Mont Vernon	16.18%	Sharon	20.63%				
Cornish	19.15%	Harrisville	14.93%	Moultonborough	14.63%	Shelburne	20.75%				
Croydon	19.15%	Hart's Location	15.20%	Nashua	20.16%	Somersworth	26.64%				

% 65+ with Fibromyalgia, Chronic Pain and Fatigue (Ranked)

Somersworth	26.64%	Laconia	18.88%	Greenville	17.68%	Hudson	16.63%	Winchester	15.08%	Manchester	
Rollinsford	24.80%	Salem	18.85%	Mason	17.68%	East Kingston	16.58%	Henniker	14.97%	Central Manchester	23.65%
Berlin	24.31%	Brookline	18.84%	Barrington	17.63%	South Hampton	16.58%	Harrisville	14.93%	Manchester: West	23.01%
Seabrook	23.22%	Hampton	18.81%	Epping	17.57%	Loudon	16.52%	Nelson	14.93%	Manchester: South	21.95%
Warren	22.81%	Tuftonboro	18.71%	Lee	17.55%	Sandown	16.46%	Stoddard	14.93%	Manchester: East	20.27%
Wentworth	22.81%	Lyme	18.70%	Madbury	17.55%	Danbury	16.45%	Newbury	14.90%	Manchester: North	19.95%
Dover	22.74%	Orford	18.70%	Nottingham	17.53%	Hill	16.45%	Sutton	14.90%		
Boscawen	22.13%	Piermont	18.70%	Barnstead	17.50%	Sanbornton	16.45%	Pelham	14.89%	Nashua	
Concord	22.13%	Bow	18.56%	Litchfield	17.48%	Dunbarton	16.39%	Deerfield	14.89%	Nashua: Zip 03060	21.81%
Webster	22.13%	Benton	18.46%	Chichester	17.47%	Weare	16.39%	Amherst	14.73%	Nashua: Zip 03063	19.91%
Manchester	21.97%	Haverhill	18.46%	Pittsfield	17.47%	Candia	16.37%	Moultonborough	14.63%	Nashua: Zip 03062	19.51%
Portsmouth	21.29%	Northumberland	18.43%	Rye	17.38%	Landaff	16.34%	Sandwich	14.63%	Nashua: Zip 03064	18.53%
Wolfeboro	21.29%	Stark	18.43%	Lebanon	17.29%	Lisbon	16.34%	Antrim	14.60%		
Milford	21.02%	Gilmanton	18.36%	Plainfield	17.29%	Lyman	16.34%	Bennington	14.60%		
Goffstown	20.85%	Alexandria	18.36%	Fitzwilliam	17.28%	Tamworth	16.29%	Acworth	14.59%		
Gorham	20.75%	Bridgewater	18.36%	Rindge	17.28%	Lyndeborough	16.18%	Alstead	14.59%		
Shelburne	20.75%	Bristol	18.36%	Chester	17.19%	Mont Vernon	16.18%	Gilsum	14.59%	Unincorporated Places	
Peterborough	20.63%	Plymouth	18.36%	Raymond	17.16%	Springfield	16.03%	Langdon	14.59%	<i>Atkinson and Gilmanton Academy Grant</i>	
Sharon	20.63%	Keene	18.33%	Farmington	17.14%	Wilmot	16.03%	Marlow	14.59%	<i>Bean's Grant</i>	
Rochester	20.63%	Roxbury	18.33%	Deering	17.13%	Enfield	15.96%	Carroll	14.44%	<i>Bean's Purchase</i>	
Brookfield	20.40%	Sullivan	18.33%	Hillsborough	17.13%	New Boston	15.94%	Jefferson	14.44%	<i>Cambridge</i>	
Greenland	20.37%	Surry	18.33%	Washington	17.13%	Newfields	15.92%	Randolph	14.44%	<i>Chandler's Purchase</i>	
Newington	20.37%	Plaistow	18.28%	Windsor	17.13%	Stratham	15.92%	Franconia	14.43%	<i>Crawford's Purchase</i>	
Lancaster	20.35%	Northwood	18.25%	Fremont	17.09%	Westmoreland	15.92%	Dummer	13.82%	<i>Cutt's Grant</i>	
Franklin	20.23%	Albany	18.23%	Northfield	17.05%	Alton	15.91%	Errol	13.82%	<i>Dix's Grant</i>	
Nashua	20.16%	Newmarket	18.19%	Tilton	17.05%	Campton	15.91%	Milan	13.82%	<i>Dixville</i>	
Hampstead	20.04%	Danville	18.17%	Kingston	17.00%	Ellsworth	15.91%	Thornton	13.75%	<i>Erving's Location</i>	
Auburn	19.99%	New Castle	18.15%	Allentown	16.97%	Meredith	15.84%	Woodstock	13.75%	<i>Green's Grant</i>	
Ossipee	19.94%	Canterbury	18.15%	Pembroke	16.97%	New Hampton	15.84%	Goshen	13.66%	<i>Hadley's Purchase</i>	
North Hampton	19.82%	Hopkinton	18.10%	Eaton	16.95%	Atkinson	15.70%	Lempster	13.66%	<i>Kilkenny</i>	
Milton	19.51%	Dalton	18.05%	Freedom	16.95%	Clarksville	15.59%	Sunapee	13.66%	<i>Livermore</i>	
Hooksett	19.51%	Whitefield	18.05%	Newton	16.93%	Pittsburg	15.59%	Easton	13.47%	<i>Low and Burbank's Grant</i>	
Hanover	19.42%	Francetown	18.00%	Strafford	16.92%	Ashland	15.49%	Franconia	13.47%	<i>Martin's Location</i>	
Epsom	19.42%	Greenfield	18.00%	Lincoln	16.90%	Holderness	15.49%	Sugar Hill	13.47%	<i>Millsfield</i>	
Merrimack	19.36%	Temple	18.00%	Waterville Valley	16.90%	Windham	15.45%	Hinsdale	13.10%	<i>Odell</i>	
Bedford	19.26%	Middleton	18.00%	Belmont	16.84%	Bethlehem	15.42%	Grantham	12.99%	<i>Pinkham's Grant</i>	
Effingham	19.25%	New Durham	18.00%	Gilford	16.78%	New Ipswich	15.39%	Andover	12.72%	<i>Sargent's Purchase</i>	
Wakefield	19.25%	Dublin	18.00%	Canaan	16.74%	Hancock	15.35%	Salisbury	12.72%	<i>Second College Grant</i>	
Charlestown	19.15%	Marlborough	18.00%	Grafton	16.74%	Walpole	15.33%	Madison	12.53%	<i>Success</i>	
Claremont	19.15%	Troy	18.00%	Orange	16.74%	Chesterfield	15.20%			<i>Thompson and Meserves Purchase</i>	
Cornish	19.15%	Dorchester	17.99%	Littleton	16.73%	Bartlett	15.20%			<i>Wentworth's Location</i>	
Croydon	19.15%	Groton	17.99%	Londonderry	16.70%	Hale's Location	15.20%				
Newport	19.15%	Hebron	17.99%	Colebrook	16.70%	Hart's Location	15.20%				
Unity	19.15%	Rumney	17.99%	Columbia	16.70%	Jackson	15.20%				
Durham	19.10%	Chatham	17.99%	Stewartstown	16.70%	Hampton Falls	15.16%				
Brentwood	19.08%	Conway	17.99%	Stratford	16.70%	Hollis	15.13%				
Exeter	19.08%	Derry	17.77%	Wilton	16.68%	Center Harbor	15.11%				
Kensington	19.08%	Bath	17.74%	Bradford	16.65%	Richmond	15.08%				
Jaffrey	19.07%	Monroe	17.74%	Warner	16.65%	Swanzy	15.08%				