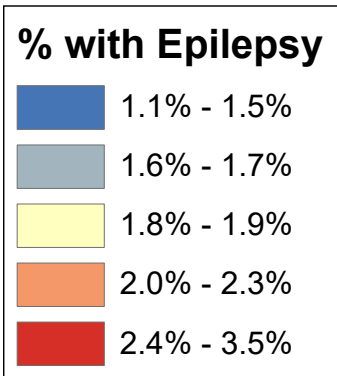
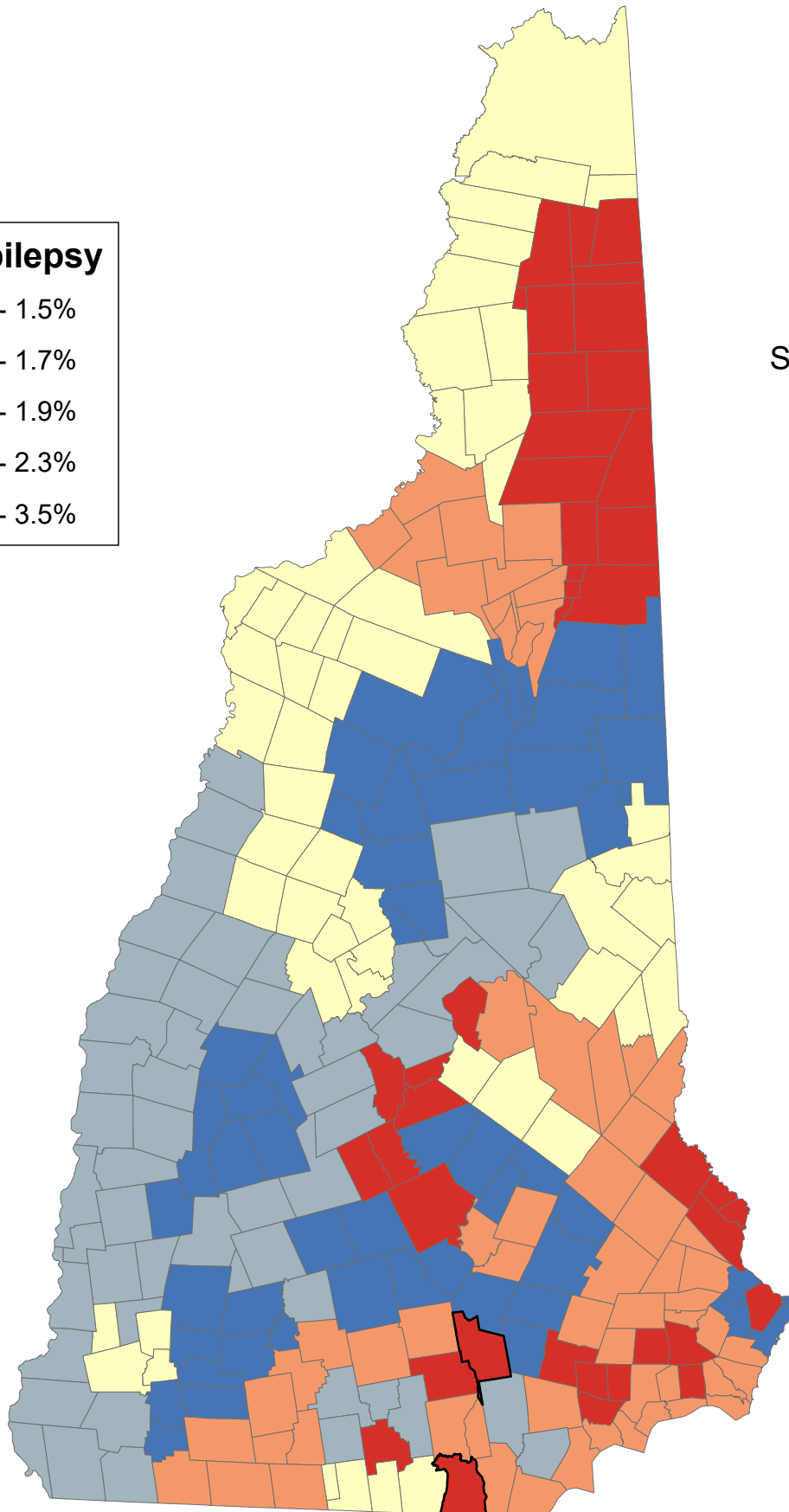


Percentage of Medicare Beneficiaries Age 65+ Years Ever Diagnosed with Epilepsy

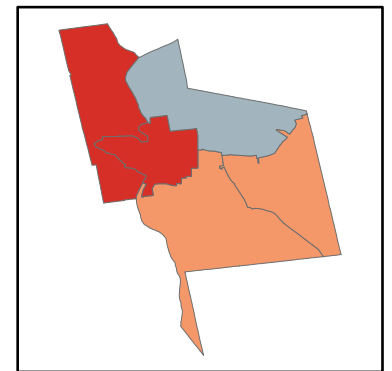


State Average: 2.1%

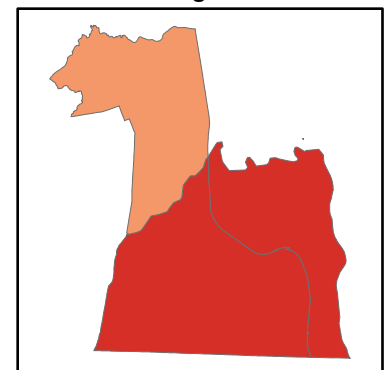
Source: CMS, 2014, 2015



Manchester Neighborhoods



Nashua Neighborhoods



% 65+ with Epilepsy

Acworth	1.52%	Dalton	2.26%	Haverhill	1.77%	Nelson	1.12%	South Hampton	2.16%	Manchester	
Albany	1.34%	Danbury	1.58%	Hebron	1.84%	New Boston	2.25%	Springfield	1.49%	Central Manchester	3.46%
Alexandria	1.84%	Danville	2.39%	Henniker	1.10%	New Castle	1.33%	Stark	1.93%	Manchester: West	2.66%
Allenstown	2.01%	Deerfield	1.15%	Hill	1.58%	New Durham	2.07%	Stewartstown	1.93%	Manchester: South	2.10%
Alstead	1.52%	Deering	1.64%	Hillsborough	1.64%	New Hampton	1.58%	Stoddard	1.12%	Manchester: North	1.63%
Alton	2.23%	Derry	2.11%	Hinsdale	1.66%	New Ipswich	2.06%	Strafford	2.07%	Manchester: East	2.24%
Amherst	1.53%	Dorchester	1.84%	Holderness	1.28%	New London	1.49%	Stratford	1.93%		
Andover	1.64%	Dover	3.27%	Hollis	1.69%	Newbury	1.47%	Stratham	2.03%	Nashua	
Antrim	1.12%	Dublin	1.12%	Hooksett	1.15%	Newfields	2.03%	Sugar Hill	1.78%	Nashua: Zip 03060	2.92%
Ashland	1.28%	Dummer	2.54%	Hopkinton	1.10%	Newington	1.33%	Sullivan	1.81%	Nashua: Zip 03062	2.75%
Atkinson	2.06%	Dunbarton	1.10%	Hudson	2.13%	Newmarket	2.03%	Sunapee	1.47%	Nashua: Zip 03063	1.94%
Auburn	1.15%	Durham	2.03%	Jackson	1.34%	Newport	1.66%	Surry	1.81%	Nashua: Zip 03064	3.78%
Barnstead	1.92%	East Kingston	2.16%	Jaffrey	2.06%	Newton	2.16%	Sutton	1.47%		
Barrington	2.07%	Easton	1.78%	Jefferson	2.26%	North Hampton	2.03%	Swanzey	1.66%		
Bartlett	1.34%	Eaton	1.85%	Keene	1.81%	Northfield	2.85%	Tamworth	1.55%		
Bath	1.77%	Effingham	1.85%	Kensington	2.50%	Northumberland	1.93%	Temple	2.16%		
Bedford	2.35%	Ellsworth	1.28%	Kingston	2.16%	Northwood	1.38%	Thornton	1.28%	Unincorporated Places	
Belmont	1.92%	Enfield	1.66%	Laconia	3.09%	Nottingham	1.98%	Tilton	2.85%	<i>Atkinson and Gilmanton Academy Grant</i>	
Bennington	1.12%	Epping	1.98%	Lancaster	2.26%	Orange	1.59%	Troy	1.12%	<i>Bean's Grant</i>	
Benton	1.77%	Epsom	2.01%	Landaff	1.77%	Orford	1.59%	Tuftonboro	1.55%	<i>Bean's Purchase</i>	
Berlin	2.54%	Errol	2.54%	Langdon	1.52%	Ossipee	1.85%	Unity	1.66%	<i>Cambridge</i>	
Bethlehem	1.78%	Exeter	2.50%	Lebanon	1.66%	Pelham	2.04%	Wakefield	1.85%	<i>Chandler's Purchase</i>	
Boscawen	2.95%	Farmington	2.07%	Lee	2.03%	Pembroke	2.01%	Walpole	1.52%	<i>Crawford's Purchase</i>	
Bow	1.10%	Fitzwilliam	2.06%	Lempster	1.47%	Peterborough	2.16%	Warner	1.64%	<i>Cutt's Grant</i>	
Bradford	1.64%	Francestown	2.16%	Lincoln	1.28%	Piermont	1.59%	Warren	1.84%	<i>Dix's Grant</i>	
Brentwood	2.50%	Franconia	1.78%	Lisbon	1.77%	Pittsburg	1.93%	Washington	1.64%	<i>Dixville</i>	
Bridgewater	1.84%	Franklin	2.85%	Litchfield	1.96%	Pittsfield	1.38%	Waterville Valley	1.28%	<i>Erving's Location</i>	
Bristol	1.84%	Freedom	1.85%	Littleton	1.78%	Plainfield	1.66%	Weare	1.10%	<i>Green's Grant</i>	
Brookfield	1.85%	Fremont	1.98%	Londonderry	1.52%	Plaisow	2.06%	Webster	2.95%	<i>Hadley's Purchase</i>	
Brookline	1.69%	Gilford	2.23%	Loudon	1.38%	Plymouth	1.84%	Wentworth	1.84%	<i>Kilkenny</i>	
Campton	1.28%	Gilmanton	1.92%	Lyman	1.77%	Portsmouth	2.28%	Westmoreland	1.52%	<i>Livermore</i>	
Canaan	1.59%	Gilsum	1.52%	Lyme	1.59%	Randolph	2.26%	Whitefield	2.26%	<i>Low and Burbank's Grant</i>	
Candia	1.15%	Goffstown	2.25%	Lyndeborough	1.53%	Raymond	1.98%	Wilmot	1.49%	<i>Martin's Location</i>	
Canterbury	1.38%	Gorham	2.54%	Madbury	2.03%	Richmond	1.66%	Wilton	1.53%	<i>Millsfield</i>	
Carroll	2.26%	Goshen	1.47%	Madison	1.34%	Rindge	2.06%	Winchester	1.66%	<i>Odell</i>	
Center Harbor	1.58%	Grafton	1.59%	Manchester	2.41%	Rochester	2.55%	Windham	1.52%	<i>Pinkham's Grant</i>	
Charlestown	1.66%	Grantham	1.66%	Marlborough	1.12%	Rollinsford	2.71%	Windsor	1.64%	<i>Sargent's Purchase</i>	
Chatham	1.34%	Greenfield	2.16%	Marlow	1.52%	Roxbury	1.81%	Wolfeboro	1.75%	<i>Second College Grant</i>	
Chester	2.39%	Greenland	1.33%	Mason	1.69%	Rumney	1.84%	Woodstock	1.28%	<i>Success</i>	
Chesterfield	1.52%	Greenville	1.69%	Meredith	1.58%	Rye	1.33%			<i>Thompson and Meserves Purchase</i>	
Chichester	1.38%	Groton	1.84%	Merrimack	1.96%	Salem	2.06%			<i>Wentworth's Location</i>	
Claremont	1.66%	Hale's Location	1.34%	Middleton	2.07%	Salisbury	1.64%				
Clarksville	1.93%	Hampstead	2.39%	Milan	2.54%	Sanbornton	1.58%				
Colebrook	1.93%	Hampton	2.04%	Milford	3.17%	Sandown	2.39%				
Columbia	1.93%	Hampton Falls	2.04%	Milton	2.07%	Sandwich	1.55%				
Concord	2.95%	Hancock	1.12%	Monroe	1.77%	Seabrook	2.16%				
Conway	1.34%	Hanover	1.59%	Mont Vernon	1.53%	Sharon	2.16%				
Cornish	1.66%	Harrisville	1.12%	Moultonborough	1.55%	Shelburne	2.54%				
Croydon	1.66%	Hart's Location	1.34%	Nashua	2.81%	Somersworth	2.71%				

% 65+ with Epilepsy (Ranked)

Dover	3.27%	Hudson	2.13%	Ossipee	1.85%	Deering	1.64%	Pittsfield	1.38%	Manchester	
Milford	3.17%	Derry	2.11%	Wakefield	1.85%	Hillsborough	1.64%	Albany	1.34%	Central Manchester	3.46%
Laconia	3.09%	Barrington	2.07%	Alexandria	1.84%	Salisbury	1.64%	Bartlett	1.34%	Manchester: West	2.66%
Boscawen	2.95%	Farmington	2.07%	Bridgewater	1.84%	Warner	1.64%	Chatham	1.34%	Manchester: East	2.24%
Concord	2.95%	Middleton	2.07%	Bristol	1.84%	Washington	1.64%	Conway	1.34%	Manchester: South	2.10%
Webster	2.95%	Milton	2.07%	Dorchester	1.84%	Windsor	1.64%	Hale's Location	1.34%	Manchester: North	1.63%
Franklin	2.85%	New Durham	2.07%	Groton	1.84%	Canaan	1.59%	Hart's Location	1.34%		
Northfield	2.85%	Strafford	2.07%	Hebron	1.84%	Grafton	1.59%	Jackson	1.34%	Nashua	
Tilton	2.85%	Salem	2.06%	Plymouth	1.84%	Hanover	1.59%	Madison	1.34%	Nashua: Zip 03064	3.78%
Nashua	2.81%	Fitzwilliam	2.06%	Rumney	1.84%	Lyme	1.59%	Greenland	1.33%	Nashua: Zip 03060	2.92%
Rollinsford	2.71%	Jaffrey	2.06%	Warren	1.84%	Orange	1.59%	New Castle	1.33%	Nashua: Zip 03062	2.75%
Somersworth	2.71%	New Ipswich	2.06%	Wentworth	1.84%	Orford	1.59%	Newington	1.33%	Nashua: Zip 03063	1.94%
Rochester	2.55%	Rindge	2.06%	Keene	1.81%	Piermont	1.59%	Rye	1.33%		
Berlin	2.54%	Atkinson	2.06%	Roxbury	1.81%	Center Harbor	1.58%	Ashland	1.28%		
Dummer	2.54%	Plaistow	2.06%	Sullivan	1.81%	Danbury	1.58%	Campton	1.28%		
Errol	2.54%	Hampton	2.04%	Surry	1.81%	Hill	1.58%	Ellsworth	1.28%		
Gorham	2.54%	Hampton Falls	2.04%	Bethlehem	1.78%	Meredith	1.58%	Holderness	1.28%	Unincorporated Places	
Milan	2.54%	Pelham	2.04%	Easton	1.78%	New Hampton	1.58%	Lincoln	1.28%	<i>Atkinson and Gilmanton Academy Grant</i>	
Shelburne	2.54%	Durham	2.03%	Franconia	1.78%	Sanbornton	1.58%	Thornton	1.28%	<i>Bean's Grant</i>	
Brentwood	2.50%	Lee	2.03%	Littleton	1.78%	Moultonborough	1.55%	Waterville Valley	1.28%	<i>Bean's Purchase</i>	
Exeter	2.50%	Madbury	2.03%	Sugar Hill	1.78%	Sandwich	1.55%	Woodstock	1.28%	<i>Cambridge</i>	
Kensington	2.50%	Newfields	2.03%	Bath	1.77%	Tamworth	1.55%	Auburn	1.15%	<i>Chandler's Purchase</i>	
Manchester	2.41%	Newmarket	2.03%	Benton	1.77%	Tuftonboro	1.55%	Stoddard	1.15%	<i>Crawford's Purchase</i>	
Chester	2.39%	North Hampton	2.03%	Haverhill	1.77%	Amherst	1.53%	Deerfield	1.15%	<i>Cutt's Grant</i>	
Danville	2.39%	Stratham	2.03%	Landaff	1.77%	Lyndeborough	1.53%	Hooksett	1.15%	<i>Dix's Grant</i>	
Hampstead	2.39%	Allenstown	2.01%	Lisbon	1.77%	Mont Vernon	1.53%	Antrim	1.12%	<i>Dixville</i>	
Sandown	2.39%	Epsom	2.01%	Lyman	1.77%	Wilton	1.53%	Bennington	1.12%	<i>Erving's Location</i>	
Bedford	2.35%	Pembroke	2.01%	Monroe	1.77%	Acworth	1.52%	Dublin	1.12%	<i>Green's Grant</i>	
Portsmouth	2.28%	Epping	1.98%	Wolfeboro	1.75%	Alstead	1.52%	Hancock	1.12%	<i>Hadley's Purchase</i>	
Carroll	2.26%	Fremont	1.98%	Brookline	1.69%	Chesterfield	1.52%	Harrisville	1.12%	<i>Kilkenny</i>	
Dalton	2.26%	Nottingham	1.98%	Greenville	1.69%	Gilsum	1.52%	Marlborough	1.12%	<i>Livermore</i>	
Jefferson	2.26%	Raymond	1.98%	Hollis	1.69%	Langdon	1.52%	Nelson	1.12%	<i>Low and Burbank's Grant</i>	
Lancaster	2.26%	Litchfield	1.96%	Mason	1.69%	Marlow	1.52%	Stoddard	1.12%	<i>Martin's Location</i>	
Randolph	2.26%	Merrimack	1.96%	Charlestown	1.66%	Walpole	1.52%	Troy	1.12%	<i>Millsfield</i>	
Whitefield	2.26%	Clarksville	1.93%	Claremont	1.66%	Westmoreland	1.52%	Bow	1.10%	<i>Odell</i>	
Goffstown	2.25%	Colebrook	1.93%	Cornish	1.66%	Londonderry	1.52%	Dunbarton	1.10%	<i>Pinkham's Grant</i>	
New Boston	2.25%	Columbia	1.93%	Croydon	1.66%	Windham	1.52%	Henniker	1.10%	<i>Sargent's Purchase</i>	
Alton	2.23%	Northumberland	1.93%	Newport	1.66%	New London	1.49%	Hopkinton	1.10%	<i>Second College Grant</i>	
Gilford	2.23%	Pittsburg	1.93%	Unity	1.66%	Springfield	1.49%	Weare	1.10%	<i>Success</i>	
Francetown	2.16%	Stark	1.93%	Enfield	1.66%	Wilmot	1.49%			<i>Thompson and Meserves Purchase</i>	
Greenfield	2.16%	Stewartstown	1.93%	Grantham	1.66%	Goshen	1.47%			<i>Wentworth's Location</i>	
Peterborough	2.16%	Stratford	1.93%	Lebanon	1.66%	Lempster	1.47%				
Sharon	2.16%	Barnstead	1.92%	Plainfield	1.66%	Newbury	1.47%				
Temple	2.16%	Belmont	1.92%	Hinsdale	1.66%	Sunapee	1.47%				
East Kingston	2.16%	Gilmanton	1.92%	Richmond	1.66%	Sutton	1.47%				
Kingston	2.16%	Brookfield	1.85%	Swanzey	1.66%	Canterbury	1.38%				
Newton	2.16%	Eaton	1.85%	Winchester	1.66%	Chichester	1.38%				
Seabrook	2.16%	Effingham	1.85%	Andover	1.64%	Loudon	1.38%				
South Hampton	2.16%	Freedom	1.85%	Bradford	1.64%	Northwood	1.38%				