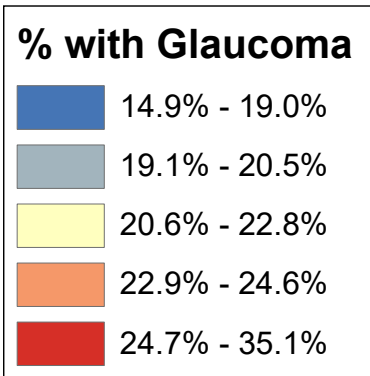
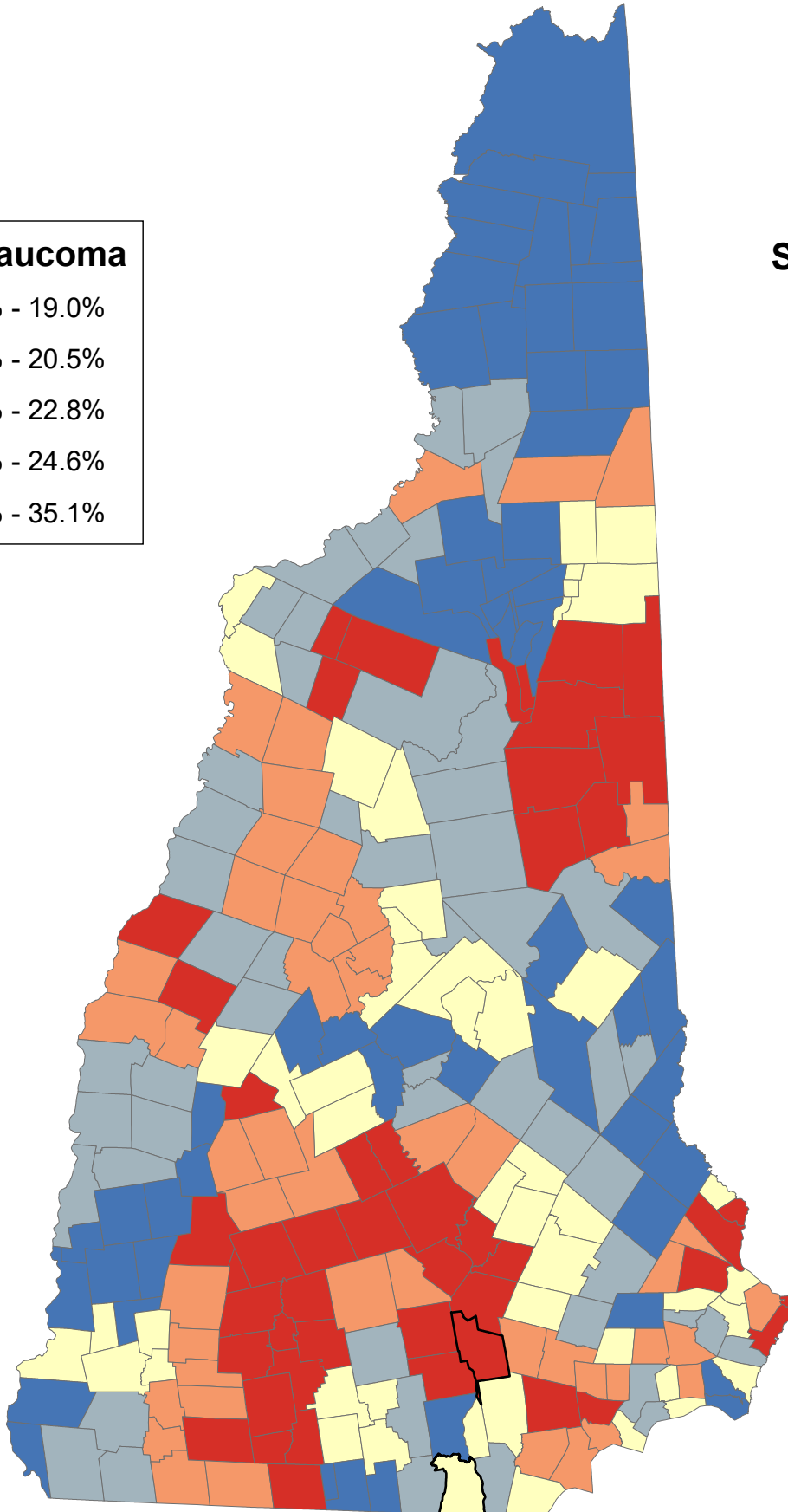


Percentage of Medicare Beneficiaries Age 65+ Years Ever Diagnosed with Glaucoma

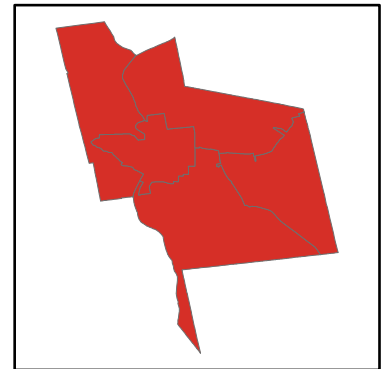


State Average: 22.9%

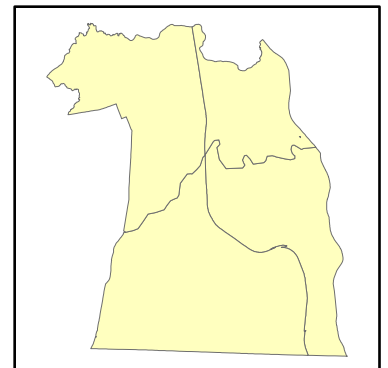
Source: CMS, 2015



Manchester Neighborhoods



Nashua Neighborhoods



% 65+ with Glaucoma

Acworth	17.11%	Dalton	20.02%	Haverhill	23.27%	Nelson	23.38%	South Hampton	20.89%	Manchester	
Albany	31.89%	Danbury	18.88%	Hebron	23.35%	New Boston	20.09%	Springfield	21.15%	Central Manchester	24.94%
Alexandria	22.89%	Danville	23.35%	Henniker	25.32%	New Castle	24.92%	Stark	20.30%	Manchester: West	27.10%
Allenstown	25.22%	Deerfield	21.18%	Hill	18.88%	New Durham	19.66%	Stewartstown	16.95%	Manchester: South	26.67%
Alstead	17.11%	Deering	24.91%	Hillsborough	24.91%	New Hampton	21.54%	Stoddard	23.38%	Manchester: North	28.24%
Alton	18.81%	Derry	25.57%	Hinsdale	14.91%	New Ipswich	28.81%	Strafford	19.59%	Manchester: East	29.12%
Amherst	19.64%	Dorchester	23.35%	Holderness	22.69%	New London	27.35%	Stratford	16.95%		
Andover	21.82%	Dover	26.93%	Hollis	20.34%	Newbury	23.48%	Stratham	20.46%	Nashua	
Antrim	25.81%	Dublin	23.25%	Hooksett	26.27%	Newfields	20.46%	Sugar Hill	25.25%	Nashua: Zip 03060	21.31%
Ashland	22.69%	Dummer	17.72%	Hopkinton	25.63%	Newington	21.98%	Sullivan	22.78%	Nashua: Zip 03062	21.79%
Atkinson	24.25%	Dunbarton	24.21%	Hudson	20.20%	Newmarket	20.91%	Sunapee	18.57%	Nashua: Zip 03063	20.99%
Auburn	24.57%	Durham	24.94%	Jackson	33.12%	Newport	19.67%	Surry	22.78%	Nashua: Zip 03064	22.52%
Barnstead	19.47%	East Kingston	20.89%	Jaffrey	30.63%	Newton	19.24%	Sutton	23.48%		
Barrington	18.01%	Easton	25.25%	Jefferson	19.04%	North Hampton	19.09%	Swanzey	19.79%		
Bartlett	33.12%	Eaton	23.86%	Keene	22.78%	Northfield	19.28%	Tamworth	25.57%		
Bath	20.95%	Effingham	17.09%	Kensington	23.14%	Northumberland	20.30%	Temple	28.39%		
Bedford	27.27%	Ellsworth	20.35%	Kingston	20.27%	Northwood	21.33%	Thornton	20.93%	Unincorporated Places	
Belmont	16.86%	Enfield	25.71%	Laconia	20.68%	Nottingham	19.37%	Tilton	19.28%	<i>Atkinson and Gilmanton Academy Grant</i>	
Bennington	25.81%	Epping	18.06%	Lancaster	23.70%	Orange	19.49%	Troy	23.25%	<i>Bean's Grant</i>	
Benton	23.27%	Epsom	22.77%	Landaff	19.47%	Orford	19.61%	Tuftonboro	18.35%	<i>Bean's Purchase</i>	
Berlin	22.89%	Errol	17.72%	Langdon	17.11%	Ossipee	19.14%	Unity	19.67%	<i>Cambridge</i>	
Bethlehem	19.00%	Exeter	23.14%	Lebanon	24.09%	Pelham	20.50%	Wakefield	17.09%	<i>Chandler's Purchase</i>	
Boscawen	28.57%	Farmington	17.11%	Lee	23.02%	Pembroke	25.22%	Walpole	17.76%	<i>Crawford's Purchase</i>	
Bow	29.98%	Fitzwilliam	23.40%	Lempster	18.57%	Peterborough	35.08%	Warner	24.35%	<i>Cutt's Grant</i>	
Bradford	24.35%	Francestown	28.39%	Lincoln	20.13%	Piermont	19.61%	Warren	24.02%	<i>Dix's Grant</i>	
Brentwood	23.14%	Franconia	25.25%	Lisbon	19.47%	Pittsburg	15.80%	Washington	24.91%	<i>Dixville</i>	
Bridgewater	22.89%	Franklin	18.62%	Litchfield	22.25%	Pittsfield	21.90%	Waterville Valley	20.13%	<i>Erving's Location</i>	
Bristol	22.89%	Freedom	23.86%	Littleton	20.18%	Plainfield	24.09%	Weare	24.21%	<i>Green's Grant</i>	
Brookfield	17.89%	Fremont	21.76%	Londonderry	22.17%	Plaisow	21.59%	Webster	28.57%	<i>Hadley's Purchase</i>	
Brookline	17.76%	Gilford	20.63%	Loudon	23.58%	Plymouth	22.89%	Wentworth	24.02%	<i>Kilkenny</i>	
Campton	20.35%	Gilmanton	20.15%	Lyman	19.47%	Portsmouth	23.71%	Westmoreland	21.45%	<i>Livermore</i>	
Canaan	19.49%	Gilsum	17.11%	Lyme	19.61%	Randolph	19.04%	Whitefield	20.02%	<i>Low and Burbank's Grant</i>	
Candia	20.81%	Goffstown	29.12%	Lyndeborough	21.06%	Raymond	19.88%	Wilmot	21.15%	<i>Martin's Location</i>	
Canterbury	24.46%	Gorham	21.36%	Madbury	23.02%	Richmond	19.79%	Wilton	22.14%	<i>Millsfield</i>	
Carroll	19.04%	Goshen	18.57%	Madison	29.79%	Rindge	23.40%	Winchester	19.79%	<i>Odell</i>	
Center Harbor	19.58%	Grafton	19.49%	Manchester	27.10%	Rochester	18.68%	Windham	23.89%	<i>Pinkham's Grant</i>	
Charlestown	19.67%	Grantham	22.80%	Marlborough	23.25%	Rollinsford	27.57%	Windsor	24.91%	<i>Sargent's Purchase</i>	
Chatham	32.00%	Greenfield	28.39%	Marlow	17.11%	Roxbury	22.78%	Wolfeboro	22.49%	<i>Second College Grant</i>	
Chester	23.19%	Greenland	21.98%	Mason	18.71%	Rumney	23.35%	Woodstock	20.93%	<i>Success</i>	
Chesterfield	18.26%	Greenville	18.71%	Meredith	21.54%	Rye	26.00%			<i>Thompson and Meserves Purchase</i>	
Chichester	21.90%	Groton	23.35%	Merrimack	18.92%	Salem	24.35%			<i>Wentworth's Location</i>	
Claremont	19.67%	Hale's Location	33.12%	Middleton	19.66%	Salisbury	21.82%				
Clarksville	15.80%	Hampstead	26.12%	Milan	17.72%	Sanbornton	18.88%				
Colebrook	16.95%	Hampton	20.67%	Milford	21.87%	Sandown	23.75%				
Columbia	16.95%	Hampton Falls	17.18%	Milton	18.97%	Sandwich	19.40%				
Concord	28.57%	Hancock	29.91%	Monroe	20.95%	Seabrook	18.39%				
Conway	32.00%	Hanover	29.16%	Mont Vernon	21.06%	Sharon	35.08%				
Cornish	19.67%	Harrisville	23.38%	Moultonborough	19.40%	Shelburne	21.36%				
Croydon	19.67%	Hart's Location	33.12%	Nashua	21.60%	Somersworth	22.60%				

% 65+ with Glaucoma (Ranked)

Peterborough	35.08%	Canterbury	24.46%	Sullivan	22.78%	Stark	20.30%	Danbury	18.88%	Manchester	
Sharon	35.08%	Salem	24.35%	Surry	22.78%	Kingston	20.27%	Hill	18.88%	Manchester: East	29.12%
Bartlett	33.12%	Bradford	24.35%	Epsom	22.77%	Hudson	20.20%	Sanbornton	18.88%	Manchester: North	28.24%
Hale's Location	33.12%	Warner	24.35%	Ashland	22.69%	Littleton	20.18%	Alton	18.81%	Manchester: West	27.10%
Hart's Location	33.12%	Atkinson	24.25%	Holderness	22.69%	Gilmanton	20.15%	Greenville	18.71%	Manchester: South	26.67%
Jackson	33.12%	Dunbarton	24.21%	Somersworth	22.60%	Lincoln	20.13%	Mason	18.71%	Central Manchester	24.94%
Chatham	32.00%	Weare	24.21%	Wolfeboro	22.49%	Waterville Valley	20.13%	Rochester	18.68%		
Conway	32.00%	Lebanon	24.09%	Litchfield	22.25%	New Boston	20.09%	Franklin	18.62%	Nashua	
Albany	31.89%	Plainfield	24.09%	Londonderry	22.17%	Dalton	20.02%	Goshen	18.57%	Nashua: Zip 03064	22.52%
Jaffrey	30.63%	Warren	24.02%	Wilton	22.14%	Whitefield	20.02%	Lempster	18.57%	Nashua: Zip 03062	21.79%
Bow	29.98%	Wentworth	24.02%	Greenland	21.98%	Raymond	19.88%	Sunapee	18.57%	Nashua: Zip 03060	21.31%
Hancock	29.91%	Windham	23.89%	Newington	21.98%	Richmond	19.79%	Seabrook	18.39%	Nashua: Zip 03063	20.99%
Madison	29.79%	Eaton	23.86%	Chichester	21.90%	Swanzey	19.79%	Tuftonboro	18.35%		
Hanover	29.16%	Freedom	23.86%	Pittsfield	21.90%	Winchester	19.79%	Chesterfield	18.26%		
Goffstown	29.12%	Sandown	23.75%	Milford	21.87%	Charlestown	19.67%	Epping	18.06%		
New Ipswich	28.81%	Portsmouth	23.71%	Andover	21.82%	Claremont	19.67%	Barrington	18.01%		
Boscawen	28.57%	Lancaster	23.70%	Salisbury	21.82%	Cornish	19.67%	Brookfield	17.89%	Unincorporated Places	
Concord	28.57%	Loudon	23.58%	Fremont	21.76%	Croydon	19.67%	Walpole	17.76%	<i>Atkinson and Gilmanton Academy Grant</i>	
Webster	28.57%	Newbury	23.48%	Nashua	21.60%	Newport	19.67%	Brookline	17.76%	<i>Bean's Grant</i>	
Francestown	28.39%	Sutton	23.48%	Plaistow	21.59%	Unity	19.67%	Dummer	17.72%	<i>Bean's Purchase</i>	
Greenfield	28.39%	Fitzwilliam	23.40%	Meredith	21.54%	Middleton	19.66%	Errol	17.72%	<i>Cambridge</i>	
Temple	28.39%	Rindge	23.40%	New Hampton	21.54%	New Durham	19.66%	Milan	17.72%	<i>Chandler's Purchase</i>	
Rollinsford	27.57%	Harrisville	23.38%	Westmoreland	21.45%	Amherst	19.64%	Columbia	17.18%	<i>Crawford's Purchase</i>	
New London	27.35%	Nelson	23.38%	Gorham	21.36%	Lyme	19.61%	Acworth	17.11%	<i>Cutt's Grant</i>	
Bedford	27.27%	Stoddard	23.38%	Shelburne	21.36%	Orford	19.61%	Alstead	17.11%	<i>Dix's Grant</i>	
Manchester	27.10%	Dorchester	23.35%	Northwood	21.33%	Piermont	19.61%	Gilsum	17.11%	<i>Dixville</i>	
Dover	26.93%	Groton	23.35%	Deerfield	21.18%	Strafford	19.59%	Langdon	17.11%	<i>Erving's Location</i>	
Hooksett	26.27%	Hebron	23.35%	Springfield	21.15%	Center Harbor	19.58%	Marlow	17.11%	<i>Green's Grant</i>	
Hampstead	26.12%	Rumney	23.35%	Wilnot	21.15%	Canaan	19.49%	Farmington	17.11%	<i>Hadley's Purchase</i>	
Rye	26.00%	Danville	23.35%	Lyndeborough	21.06%	Grafton	19.49%	Effingham	17.09%	<i>Kilkenny</i>	
Antrim	25.81%	Benton	23.27%	Mont Vernon	21.06%	Orange	19.49%	Wakefield	17.09%	<i>Livermore</i>	
Bennington	25.81%	Haverhill	23.27%	Bath	20.95%	Barnstead	19.47%	Colebrook	16.95%	<i>Low and Burbank's Grant</i>	
Enfield	25.71%	Dublin	23.25%	Monroe	20.95%	Landaff	19.47%	Columbia	16.95%	<i>Martin's Location</i>	
Hopkinton	25.63%	Marlborough	23.25%	Thornton	20.93%	Lisbon	19.47%	Stewartstown	16.95%	<i>Millsfield</i>	
Tamworth	25.57%	Troy	23.25%	Woodstock	20.93%	Lyman	19.47%	Stratford	16.95%	<i>Odell</i>	
Derry	25.57%	Chester	23.19%	Newmarket	20.91%	Moultonborough	19.40%	Belmont	16.86%	<i>Pinkham's Grant</i>	
Henniker	25.32%	Brentwood	23.14%	East Kingston	20.89%	Sandwich	19.40%	Clarksville	15.80%	<i>Sargent's Purchase</i>	
Easton	25.25%	Exeter	23.14%	South Hampton	20.89%	Nottingham	19.37%	Pittsburg	15.80%	<i>Second College Grant</i>	
Franconia	25.25%	Kensington	23.14%	Candia	20.81%	Northfield	19.28%	Hinsdale	14.91%	<i>Success</i>	
Sugar Hill	25.25%	Lee	23.02%	Laconia	20.68%	Tilton	19.28%			<i>Thompson and Meserves Purchase</i>	
Allenstown	25.22%	Madbury	23.02%	Hampton	20.67%	Newton	19.24%			<i>Wentworth's Location</i>	
Pembroke	25.22%	Berlin	22.89%	Gilford	20.63%	Ossipee	19.14%				
Durham	24.94%	Alexandria	22.89%	Pelham	20.50%	North Hampton	19.09%				
New Castle	24.92%	Bridgewater	22.89%	Newfields	20.46%	Carroll	19.04%				
Deering	24.91%	Bristol	22.89%	Stratham	20.46%	Jefferson	19.04%				
Hillsborough	24.91%	Plymouth	22.89%	Campton	20.35%	Randolph	19.04%				
Washington	24.91%	Platham	22.80%	Ellsworth	20.35%	Bethlehem	19.00%				
Windsor	24.91%	Keene	22.78%	Hollis	20.34%	Milton	18.97%				
Auburn	24.57%	Roxbury	22.78%	Northumberland	20.30%	Merrimack	18.92%				