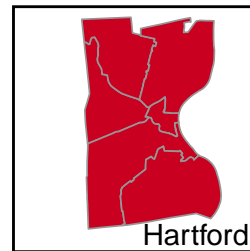
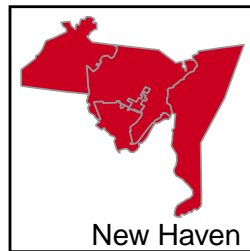
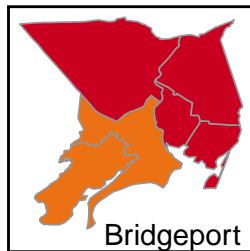
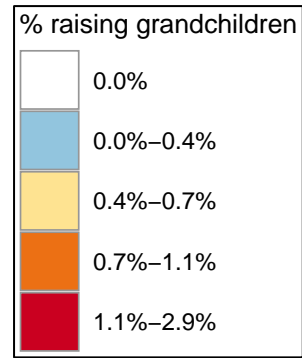
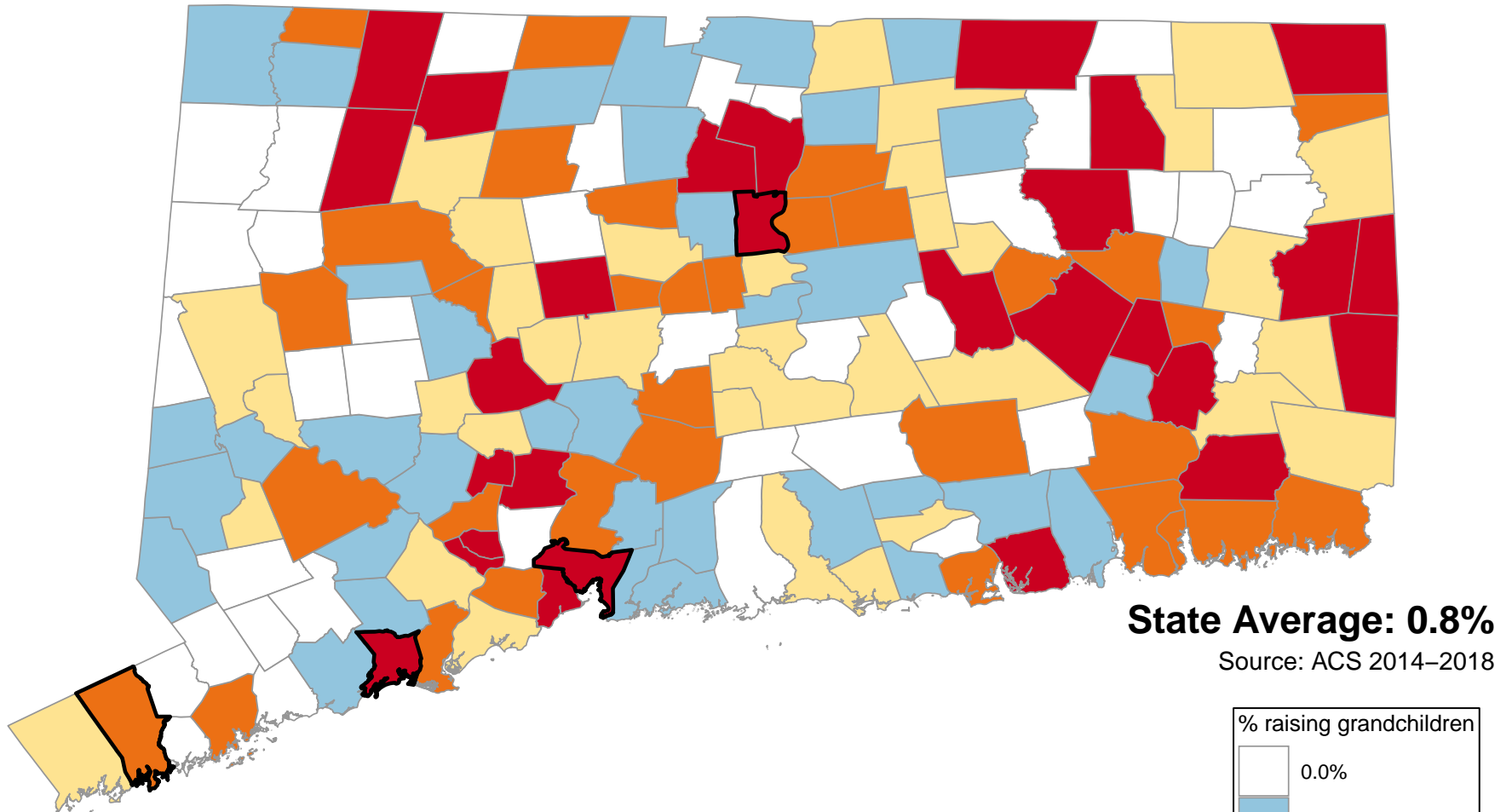


Percentage of Grandparents Raising Grandchildren



Questions or ideas?
Beth.Dugan@umb.edu
12/2020

% of Grandparents Raising Grandchildren

Andover	0.43%	Durham	0%	Lyme	0.28%	Pomfret	0%	Warren	0.10%
Ansonia	1.22%	East Granby	0%	Madison	0.50%	Portland	0%	Washington	0.76%
Ashford	2.46%	East Haddam	0.77%	Manchester	0.76%	Preston	0.61%	Waterbury	1.75%
Avon	0.90%	East Hampton	0.70%	Mansfield	1.13%	Prospect	0.39%	Waterford	0.79%
Barkhamsted	0.24%	East Hartford	0.93%	Marlborough	0%	Putnam	0.99%	Watertown	0.38%
Beacon Falls	1.09%	East Haven	0.40%	Meriden	1.04%	Redding	0%	West Hartford	0.23%
Berlin	0%	East Lyme	0.35%	Middlebury	0.46%	Ridgefield	0.18%	West Haven	1.23%
Bethany	1.98%	East Windsor	0.41%	Middlefield	0.42%	Rocky Hill	0.38%	Westbrook	0.30%
Bethel	0.70%	Eastford	0.64%	Middletown	0.70%	Roxbury	0%	Weston	0%
Bethlehem	0%	Easton	0%	Milford	0.50%	Salem	0%	Westport	0.12%
Bloomfield	2.51%	Ellington	0.61%	Monroe	0.39%	Salisbury	0.29%	Wethersfield	0.52%
Bolton	0.46%	Enfield	0.61%	Montville	0.91%	Scotland	0.35%	Willington	0%
Bozrah	0.34%	Essex	0%	Morris	0.19%	Seymour	1.09%	Wilton	0.11%
Branford	0.25%	Fairfield	0.41%	Naugatuck	0.67%	Sharon	0%	Winchester	1.27%
Bridgeport	1.52%	Farmington	0.60%	New Britain	1.00%	Shelton	0.65%	Windham	1.04%
Bridgewater	0.54%	Franklin	1.80%	New Canaan	0%	Sherman	0%	Windsor	1.35%
Bristol	1.20%	Glastonbury	0.19%	New Fairfield	0.15%	Simsbury	0.22%	Windsor Locks	0%
Brookfield	0.30%	Goshen	1.12%	New Hartford	0.77%	Somers	0.26%	Wolcott	0.66%
Brooklyn	0%	Granby	0.38%	New Haven	1.60%	South Windsor	0.73%	Woodbridge	0.15%
Burlington	0%	Greenwich	0.46%	New London	0.91%	Southbury	0.18%	Woodbury	0.13%
Canaan	0.22%	Griswold	0.44%	New Milford	0.54%	Southington	0.48%	Woodstock	0.70%
Canterbury	0.60%	Groton	0.88%	Newington	0.94%	Sprague	1.02%	Neighborhoods	
Canton	0%	Guilford	0.12%	Newtown	0.85%	Stafford	1.96%	Bridgeport Area1	1.34%
Chaplin	0%	Haddam	0%	Norfolk	1.31%	Stamford	0.87%	Bridgeport Area2	1.03%
Cheshire	0.35%	Hamden	0.88%	North Branford	0.35%	Sterling	1.38%	Bridgeport Area3	2.24%
Chester	0.26%	Hampton	0%	North Canaan	0.79%	Stonington	0.73%	Hartford Area1	2.93%
Clinton	0.46%	Hartford	2.33%	North Haven	0.19%	Stratford	0.89%	Hartford Area2	1.13%
Colchester	0.61%	Hartland	0.99%	North Stonington	0.57%	Suffield	0.20%	Hartford Area3	2.40%
Colebrook	0%	Harwinton	0.42%	Norwalk	0.75%	Thomaston	0.90%	New Haven Area1	1.23%
Columbia	0.86%	Hebron	1.47%	Norwich	1.68%	Thompson	2.16%	New Haven Area2	1.74%
Cornwall	0%	Kent	0%	Old Lyme	1.97%	Tolland	0.26%	New Haven Area3	1.41%
Coventry	0.05%	Killingly	0.69%	Old Saybrook	0.76%	Torrington	0.56%	Stamford Area1	0.97%
Cromwell	0.64%	Killingworth	0.21%	Orange	0.77%	Trumbull	0.39%	Stamford Area2	1.02%
Danbury	0.31%	Lebanon	1.61%	Oxford	0.33%	Union	0%	Stamford Area3	0.56%
Darien	0.13%	Ledyard	1.30%	Plainfield	1.41%	Vernon	0.62%		
Deep River	0.46%	Lisbon	0%	Plainville	0.96%	Voluntown	1.36%		
Derby	2.15%	Litchfield	0.96%	Plymouth	0.41%	Wallingford	0.77%		

% of Grandparents Raising Grandchildren (Ranked)

Bloomfield	2.51%	Newington	0.94%	Colchester	0.61%	Danbury	0.31%	Durham	0%
Ashford	2.46%	East Hartford	0.93%	Preston	0.61%	Brookfield	0.30%	East Granby	0%
Hartford	2.33%	Montville	0.91%	Farmington	0.60%	Westbrook	0.30%	Easton	0%
Thompson	2.16%	New London	0.91%	Canterbury	0.60%	Salisbury	0.29%	Essex	0%
Derby	2.15%	Thomaston	0.90%	North Stonington	0.57%	Lyme	0.28%	Haddam	0%
Bethany	1.98%	Avon	0.90%	Torrington	0.56%	Tolland	0.26%	Hampton	0%
Old Lyme	1.97%	Stratford	0.89%	New Milford	0.54%	Somers	0.26%	Kent	0%
Stafford	1.96%	Groton	0.88%	Bridgewater	0.54%	Chester	0.26%	Lisbon	0%
Franklin	1.80%	Hamden	0.88%	Wethersfield	0.52%	Branford	0.25%	Marlborough	0%
Waterbury	1.75%	Stamford	0.87%	Milford	0.50%	Barkhamsted	0.24%	New Canaan	0%
Norwich	1.68%	Columbia	0.86%	Madison	0.50%	West Hartford	0.23%	Pomfret	0%
Lebanon	1.61%	Newtown	0.85%	Southington	0.48%	Canaan	0.22%	Portland	0%
New Haven	1.60%	North Canaan	0.79%	Bolton	0.46%	Simsbury	0.22%	Redding	0%
Bridgeport	1.52%	Waterford	0.79%	Deep River	0.46%	Killingworth	0.21%	Roxbury	0%
Hebron	1.47%	East Haddam	0.77%	Middlebury	0.46%	Suffield	0.20%	Salem	0%
Plainfield	1.41%	New Hartford	0.77%	Greenwich	0.46%	Morris	0.19%	Sharon	0%
Sterling	1.38%	Orange	0.77%	Clinton	0.46%	North Haven	0.19%	Sherman	0%
Voluntown	1.36%	Wallingford	0.77%	Griswold	0.44%	Glastonbury	0.19%	Union	0%
Windsor	1.35%	Old Saybrook	0.76%	Andover	0.43%	Ridgefield	0.18%	Weston	0%
Norfolk	1.31%	Manchester	0.76%	Harwinton	0.42%	Southbury	0.18%	Willington	0%
Ledyard	1.30%	Washington	0.76%	Middlefield	0.42%	New Fairfield	0.15%	Windsor Locks	0%
Winchester	1.27%	Norwalk	0.75%	Plymouth	0.41%	Woodbridge	0.15%	Neighborhoods	
West Haven	1.23%	Stonington	0.73%	Fairfield	0.41%	Woodbury	0.13%	Hartford Area1	2.93%
Ansonia	1.22%	South Windsor	0.73%	East Windsor	0.41%	Darien	0.13%	Hartford Area3	2.40%
Bristol	1.20%	Middletown	0.70%	East Haven	0.40%	Guilford	0.12%	Bridgeport Area3	2.24%
Mansfield	1.13%	Woodstock	0.70%	Trumbull	0.39%	Westport	0.12%	New Haven Area2	1.74%
Goshen	1.12%	East Hampton	0.70%	Monroe	0.39%	Wilton	0.11%	New Haven Area3	1.41%
Beacon Falls	1.09%	Bethel	0.70%	Prospect	0.39%	Warren	0.10%	Bridgeport Area1	1.34%
Seymour	1.09%	Killingly	0.69%	Rocky Hill	0.38%	Coventry	0.05%	New Haven Area1	1.23%
Windham	1.04%	Naugatuck	0.67%	Granby	0.38%	Berlin	0%	Hartford Area2	1.13%
Meriden	1.04%	Wolcott	0.66%	Watertown	0.38%	Bethlehem	0%	Bridgeport Area2	1.03%
Sprague	1.02%	Shelton	0.65%	North Branford	0.35%	Brooklyn	0%	Stamford Area2	1.02%
New Britain	1.00%	Cromwell	0.64%	Scotland	0.35%	Burlington	0%	Stamford Area1	0.97%
Putnam	0.99%	Eastford	0.64%	East Lyme	0.35%	Canton	0%	Stamford Area3	0.56%
Hartland	0.99%	Vernon	0.62%	Cheshire	0.35%	Chaplin	0%		
Plainville	0.96%	Enfield	0.61%	Bozrah	0.34%	Colebrook	0%	Questions ?	Beth.Dugan@umb.edu
Litchfield	0.96%	Ellington	0.61%	Oxford	0.33%	Cornwall	0%	https://healthyaqingdatareports.org	