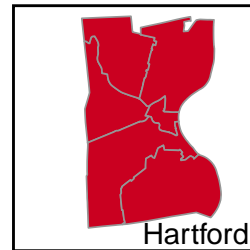
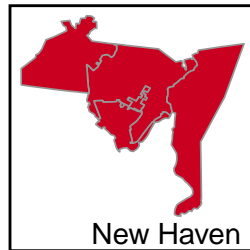
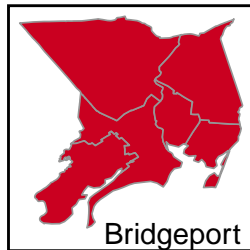
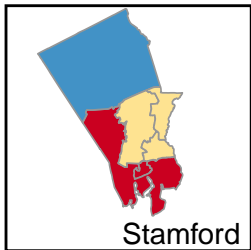
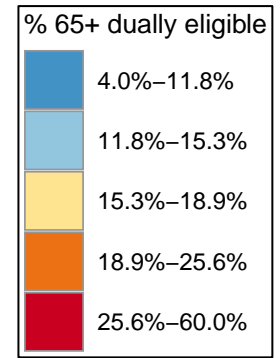
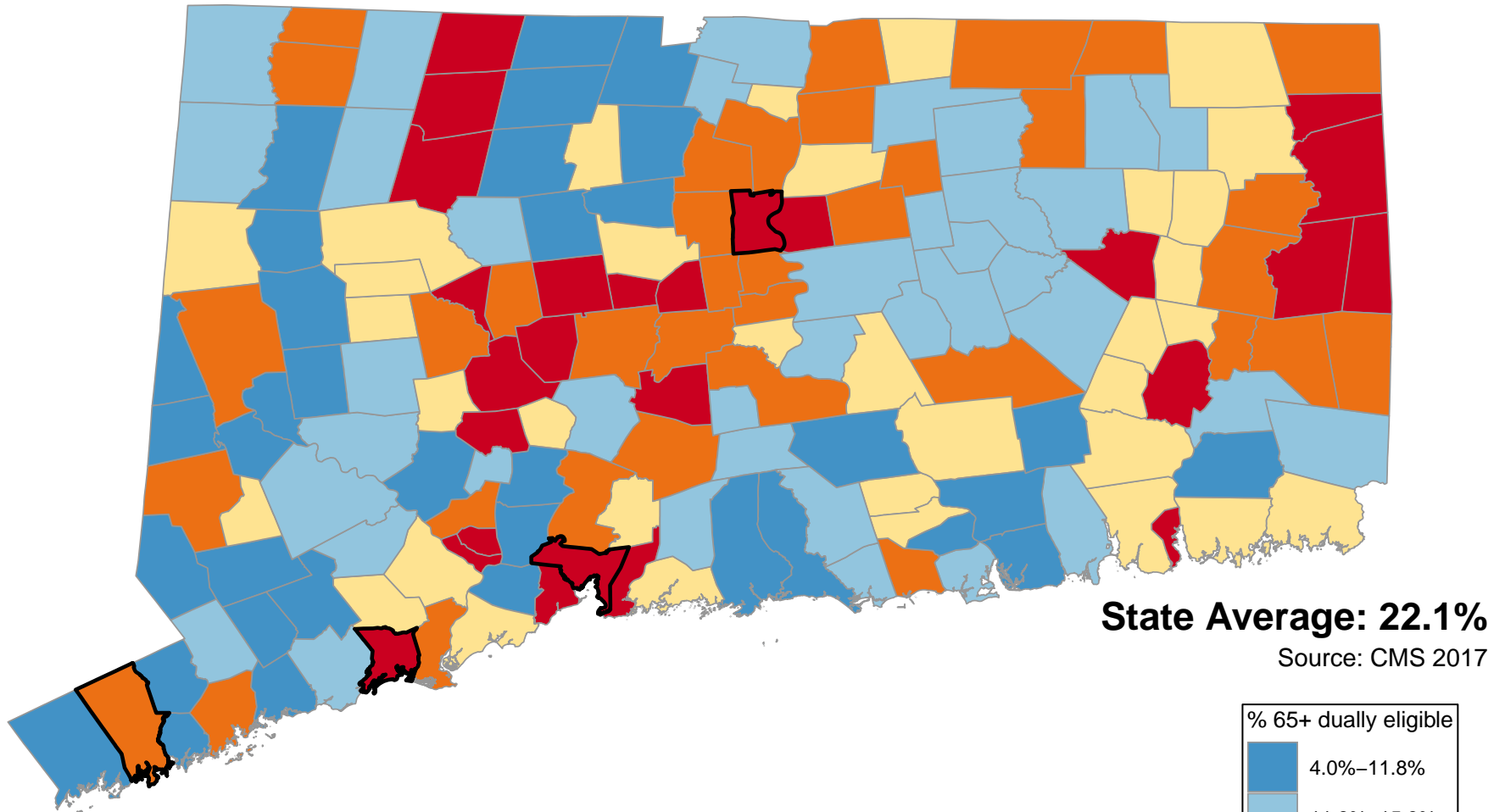


Percentage of Medicare Beneficiaries Age 65+ Years who Are Dually Eligible for Medicare and Medicaid



Questions or ideas?
Beth.Dugan@umb.edu
12/2020

% 65+ Dually Eligible for Medicare and Medicaid

Andover	13.32%	Durham	12.37%	Lyme	9.14%	Pomfret	15.34%	Warren	11.45%
Ansonia	25.87%	East Granby	14.46%	Madison	9.80%	Portland	14.44%	Washington	9.59%
Ashford	15.33%	East Haddam	16.86%	Manchester	23.26%	Preston	14.27%	Waterbury	43.53%
Avon	10.83%	East Hampton	16.15%	Mansfield	15.18%	Prospect	17.68%	Waterford	18.01%
Barkhamsted	11.53%	East Hartford	32.94%	Marlborough	12.46%	Putnam	37.18%	Watertown	22.00%
Beacon Falls	14.90%	East Haven	27.77%	Meriden	32.62%	Redding	4.10%	West Hartford	18.97%
Berlin	19.44%	East Lyme	12.98%	Middlebury	17.35%	Ridgefield	8.56%	West Haven	26.75%
Bethany	10.89%	East Windsor	22.79%	Middlefield	12.78%	Rocky Hill	18.98%	Westbrook	19.26%
Bethel	18.47%	Eastford	15.33%	Middletown	25.47%	Roxbury	8.86%	Weston	5.87%
Bethlehem	15.73%	Easton	8.62%	Milford	16.80%	Salem	9.79%	Westport	7.86%
Bloomfield	20.86%	Ellington	14.20%	Monroe	14.08%	Salisbury	12.89%	Wethersfield	21.62%
Bolton	13.32%	Enfield	18.92%	Montville	18.06%	Scotland	16.16%	Willington	20.37%
Bozrah	18.32%	Essex	8.65%	Morris	15.73%	Seymour	24.57%	Wilton	13.94%
Branford	15.36%	Fairfield	12.60%	Naugatuck	29.38%	Sharon	13.52%	Winchester	27.23%
Bridgeport	45.79%	Farmington	17.11%	New Britain	44.70%	Shelton	18.32%	Windham	34.10%
Bridgewater	8.86%	Franklin	18.32%	New Canaan	5.95%	Sherman	8.60%	Windsor	18.95%
Bristol	27.96%	Glastonbury	13.38%	New Fairfield	10.24%	Simsbury	10.83%	Windsor Locks	18.11%
Brookfield	11.46%	Goshen	13.15%	New Hartford	11.53%	Somers	17.25%	Wolcott	25.99%
Brooklyn	25.18%	Granby	10.61%	New Haven	43.08%	South Windsor	17.17%	Woodbridge	11.54%
Burlington	11.61%	Greenwich	10.29%	New London	37.05%	Southbury	15.29%	Woodbury	14.71%
Canaan	23.71%	Griswold	21.62%	New Milford	20.55%	Southington	20.12%	Woodstock	15.34%
Canterbury	19.52%	Groton	17.19%	Newington	22.64%	Sprague	18.32%	Neighborhoods	
Canton	16.67%	Guilford	10.85%	Newtown	11.93%	Stafford	20.37%	Bridgeport Area1	34.69%
Chaplin	16.16%	Haddam	10.37%	Norfolk	13.15%	Stamford	21.83%	Bridgeport Area2	48.06%
Cheshire	14.42%	Hamden	22.95%	North Branford	15.28%	Sterling	32.07%	Bridgeport Area3	55.84%
Chester	16.81%	Hampton	16.16%	North Canaan	23.71%	Stonington	16.14%	Hartford Area1	53.52%
Clinton	14.17%	Hartford	57.60%	North Haven	18.84%	Stratford	18.90%	Hartford Area2	56.90%
Colchester	20.49%	Hartland	11.53%	North Stonington	12.10%	Suffield	13.25%	Hartford Area3	60.01%
Colebrook	27.23%	Harwinton	12.73%	Norwalk	21.34%	Thomaston	25.84%	New Haven Area1	30.16%
Columbia	11.81%	Hebron	12.18%	Norwich	31.72%	Thompson	23.43%	New Haven Area2	42.15%
Cornwall	11.45%	Kent	15.60%	Old Lyme	9.14%	Tolland	13.66%	New Haven Area3	50.68%
Coventry	14.66%	Killingly	32.07%	Old Saybrook	13.24%	Torrington	30.38%	Stamford Area1	8.30%
Cromwell	18.86%	Killingworth	12.46%	Orange	11.03%	Trumbull	16.42%	Stamford Area2	30.05%
Danbury	24.36%	Lebanon	13.89%	Oxford	10.19%	Union	20.37%	Stamford Area3	16.09%
Darien	6.52%	Ledyard	10.55%	Plainfield	32.07%	Vernon	24.16%		
Deep River	17.38%	Lisbon	21.62%	Plainville	26.17%	Voluntown	21.62%		
Derby	30.51%	Litchfield	16.77%	Plymouth	25.63%	Wallingford	20.77%		

% 65+ Dually Eligible for Medicare and Medicaid (Ranked)

Hartford	57.60%	East Windsor	22.79%	Middlebury	17.35%	Wilton	13.94%	Ledyard	10.55%
Bridgeport	45.79%	Newington	22.64%	Somers	17.25%	Lebanon	13.89%	Haddam	10.37%
New Britain	44.70%	Watertown	22.00%	Groton	17.19%	Tolland	13.66%	Greenwich	10.29%
Waterbury	43.53%	Stamford	21.83%	South Windsor	17.17%	Sharon	13.52%	New Fairfield	10.24%
New Haven	43.08%	Griswold	21.62%	Farmington	17.11%	Glastonbury	13.38%	Oxford	10.19%
Putnam	37.18%	Lisbon	21.62%	East Haddam	16.86%	Andover	13.32%	Madison	9.80%
New London	37.05%	Voluntown	21.62%	Chester	16.81%	Bolton	13.32%	Salem	9.79%
Windham	34.10%	Wethersfield	21.62%	Milford	16.80%	Suffield	13.25%	Washington	9.59%
East Hartford	32.94%	Norwalk	21.34%	Litchfield	16.77%	Old Saybrook	13.24%	Lyme	9.14%
Meriden	32.62%	Bloomfield	20.86%	Canton	16.67%	Goshen	13.15%	Old Lyme	9.14%
Killingly	32.07%	Wallingford	20.77%	Trumbull	16.42%	Norfolk	13.15%	Bridgewater	8.86%
Plainfield	32.07%	New Milford	20.55%	Chaplin	16.16%	East Lyme	12.98%	Roxbury	8.86%
Sterling	32.07%	Colchester	20.49%	Hampton	16.16%	Salisbury	12.89%	Essex	8.65%
Norwich	31.72%	Stafford	20.37%	Scotland	16.16%	Middlefield	12.78%	Easton	8.62%
Derby	30.51%	Union	20.37%	East Hampton	16.15%	Harwinton	12.73%	Sherman	8.60%
Torrington	30.38%	Willington	20.37%	Stonington	16.14%	Fairfield	12.60%	Ridgefield	8.56%
Naugatuck	29.38%	Southington	20.12%	Bethlehem	15.73%	Killingworth	12.46%	Westport	7.86%
Bristol	27.96%	Canterbury	19.52%	Morris	15.73%	Marlborough	12.46%	Darien	6.52%
East Haven	27.77%	Berlin	19.44%	Kent	15.60%	Durham	12.37%	New Canaan	5.95%
Colebrook	27.23%	Westbrook	19.26%	Branford	15.36%	Hebron	12.18%	Weston	5.87%
Winchester	27.23%	Rocky Hill	18.98%	Pomfret	15.34%	North Stonington	12.10%	Redding	4.10%
West Haven	26.75%	West Hartford	18.97%	Woodstock	15.34%	Newtown	11.93%	Neighborhoods	
Plainville	26.17%	Windsor	18.95%	Ashford	15.33%	Columbia	11.81%	Hartford Area3	60.01%
Wolcott	25.99%	Enfield	18.92%	Eastford	15.33%	Burlington	11.61%	Hartford Area2	56.90%
Ansonia	25.87%	Stratford	18.90%	Southbury	15.29%	Woodbridge	11.54%	Bridgeport Area3	55.84%
Thomaston	25.84%	Cromwell	18.86%	North Branford	15.28%	New Hartford	11.53%	Hartford Area1	53.52%
Plymouth	25.63%	North Haven	18.84%	Mansfield	15.18%	Barkhamsted	11.53%	New Haven Area3	50.68%
Middletown	25.47%	Bethel	18.47%	Beacon Falls	14.90%	Hartland	11.53%	Bridgeport Area2	48.06%
Brooklyn	25.18%	Shelton	18.32%	Woodbury	14.71%	Brookfield	11.46%	New Haven Area2	42.15%
Seymour	24.57%	Bozrah	18.32%	Coventry	14.66%	Cornwall	11.45%	Bridgeport Area1	34.69%
Danbury	24.36%	Franklin	18.32%	East Granby	14.46%	Warren	11.45%	New Haven Area1	30.16%
Vernon	24.16%	Sprague	18.32%	Portland	14.44%	Orange	11.03%	Stamford Area2	30.05%
Canaan	23.71%	Windsor Locks	18.11%	Cheshire	14.42%	Bethany	10.89%	Stamford Area3	16.09%
North Canaan	23.71%	Montville	18.06%	Preston	14.27%	Guilford	10.85%	Stamford Area1	8.30%
Thompson	23.43%	Waterford	18.01%	Ellington	14.20%	Simsbury	10.83%		
Manchester	23.26%	Prospect	17.68%	Clinton	14.17%	Avon	10.83%	Questions ? Beth.Dugan@umb.edu	
Hamden	22.95%	Deep River	17.38%	Monroe	14.08%	Granby	10.61%	https://healthyaingqdatareports.org	