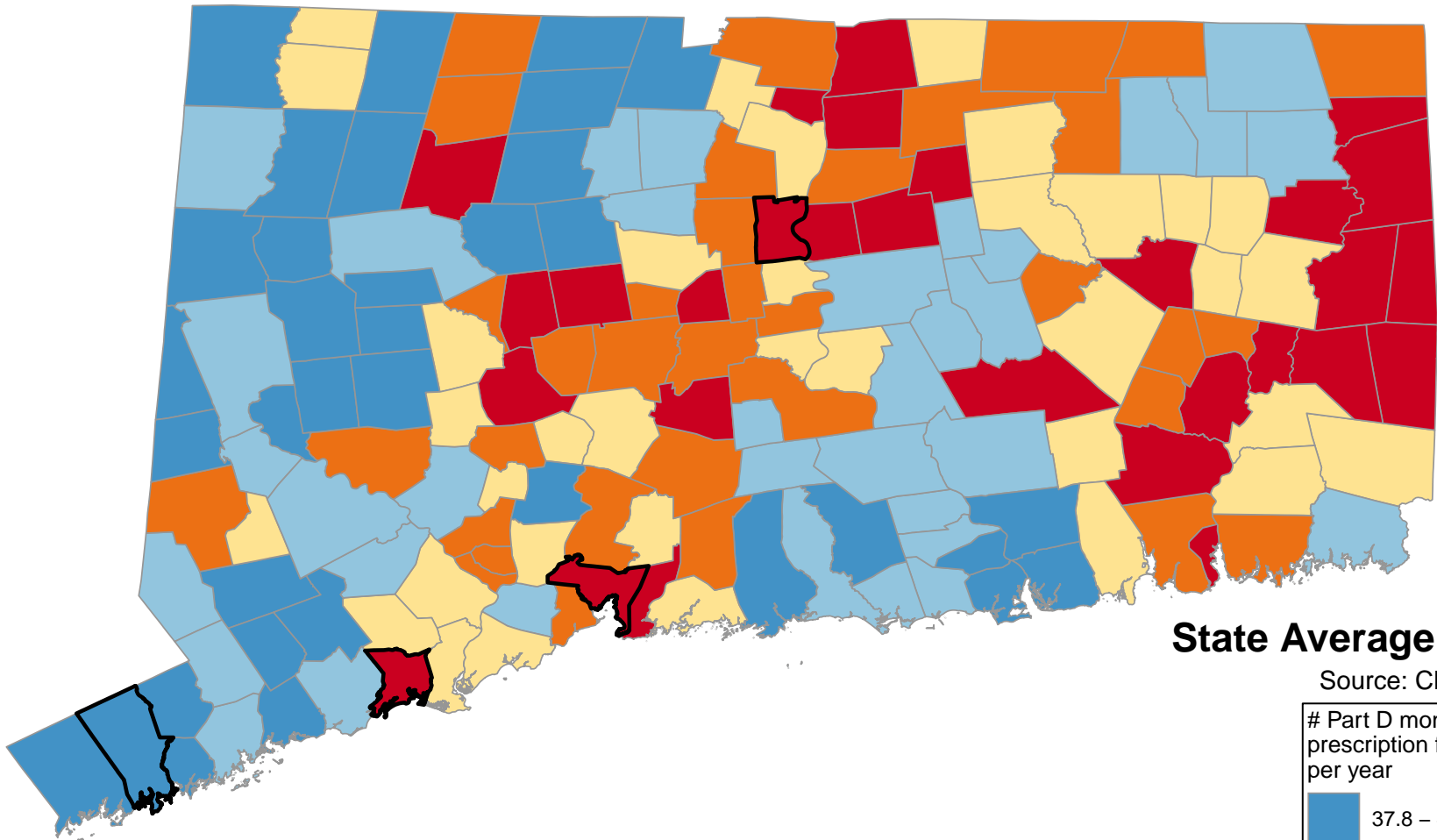
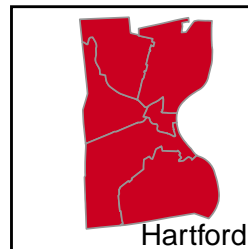
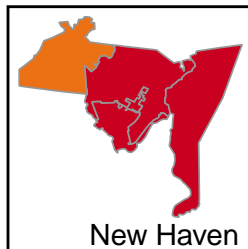
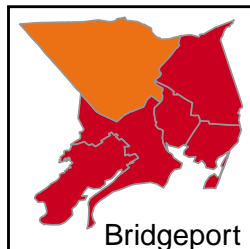
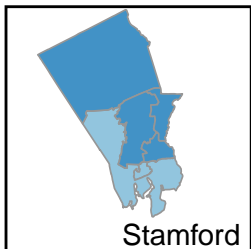
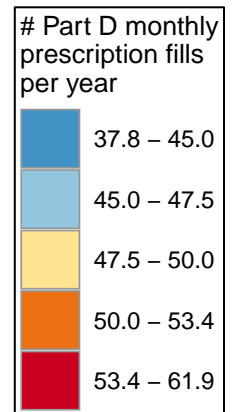


Monthly Part D Prescription Fills per Year by Medicare Beneficiaries Age 65+ Years



State Average: 50.3

Source: CMS 2017



Questions or ideas?
Beth.Dugan@umb.edu
12/2020

Part D Monthly Prescription Fills per Person Annually

Andover	45.65	Durham	45.31	Lyme	42.08	Pomfret	47.25	Warren	40.61
Ansonia	51.53	East Granby	48.10	Madison	45.92	Portland	49.09	Washington	42.85
Ashford	47.46	East Haddam	46.12	Manchester	54.91	Preston	49.90	Waterbury	56.28
Avon	47.15	East Hampton	45.84	Mansfield	48.57	Prospect	48.34	Waterford	51.65
Barkhamsted	41.45	East Hartford	56.10	Marlborough	45.79	Putnam	54.72	Watertown	48.02
Beacon Falls	49.86	East Haven	53.84	Meriden	55.13	Redding	41.39	West Hartford	51.05
Berlin	50.00	East Lyme	49.66	Middlebury	49.11	Ridgefield	46.15	West Haven	52.37
Bethany	44.51	East Windsor	53.55	Middlefield	45.92	Rocky Hill	50.30	Westbrook	47.09
Bethel	49.03	Eastford	47.46	Middletown	51.89	Roxbury	41.17	Weston	41.75
Bethlehem	43.39	Easton	39.77	Milford	48.67	Salem	49.11	Westport	41.93
Bloomfield	53.45	Ellington	50.14	Monroe	45.65	Salisbury	43.71	Wethersfield	49.16
Bolton	45.65	Enfield	53.70	Montville	56.43	Scotland	47.55	Willington	51.15
Bozrah	50.22	Essex	43.07	Morris	43.39	Seymour	51.89	Wilton	45.05
Branford	48.55	Fairfield	45.21	Naugatuck	52.89	Sharon	46.63	Winchester	50.74
Bridgeport	54.94	Farmington	48.36	New Britain	55.40	Shelton	48.46	Windham	56.80
Bridgewater	41.17	Franklin	50.22	New Canaan	39.20	Sherman	40.71	Windsor	48.74
Bristol	54.04	Glastonbury	47.02	New Fairfield	43.91	Simsbury	46.12	Windsor Locks	53.59
Brookfield	46.25	Goshen	42.74	New Hartford	42.65	Somers	48.94	Wolcott	51.62
Brooklyn	55.49	Granby	43.53	New Haven	55.47	South Windsor	50.99	Woodbridge	49.06
Burlington	45.00	Greenwich	44.31	New London	60.56	Southbury	50.73	Woodbury	44.34
Canaan	48.69	Griswold	53.60	New Milford	47.08	Southington	50.00	Woodstock	47.25
Canterbury	49.34	Groton	52.07	Newington	52.84	Sprague	50.22	Neighborhoods	
Canton	47.03	Guilford	44.79	Newtown	47.16	Stafford	51.15	Bridgeport Area1	50.02
Chaplin	47.55	Haddam	45.73	Norfolk	42.74	Stamford	44.91	Bridgeport Area2	57.03
Cheshire	49.51	Hamden	51.37	North Branford	50.33	Sterling	57.60	Bridgeport Area3	57.74
Chester	46.70	Hampton	47.55	North Canaan	48.69	Stonington	45.88	Hartford Area1	55.99
Clinton	46.73	Hartford	60.39	North Haven	49.53	Stratford	48.44	Hartford Area2	61.85
Colchester	54.51	Hartland	41.45	North Stonington	48.35	Suffield	50.46	Hartford Area3	61.83
Colebrook	50.74	Harwinton	43.76	Norwalk	46.08	Thomaston	53.05	New Haven Area1	52.05
Columbia	50.45	Hebron	46.92	Norwich	59.20	Thompson	50.50	New Haven Area2	54.54
Cornwall	40.61	Kent	41.81	Old Lyme	42.08	Tolland	49.65	New Haven Area3	58.05
Coventry	48.97	Killingly	57.60	Old Saybrook	44.88	Torrington	54.45	Stamford Area1	42.79
Cromwell	49.85	Killingworth	43.70	Orange	46.75	Trumbull	48.23	Stamford Area2	46.51
Danbury	51.60	Lebanon	48.99	Oxford	45.45	Union	51.15	Stamford Area3	43.52
Darien	37.76	Ledyard	49.24	Plainfield	57.60	Vernon	54.98		
Deep River	47.04	Lisbon	53.60	Plainville	50.64	Voluntown	53.60		
Derby	52.87	Litchfield	45.14	Plymouth	53.91	Wallingford	51.80		

Part D Monthly Prescription Fills per Person Annually (Ranked)

New London	60.56	Seymour	51.89	Middlebury	49.11	Orange	46.75	Essex	43.07
Hartford	60.39	Wallingford	51.80	Salem	49.11	Clinton	46.73	Washington	42.85
Norwich	59.20	Waterford	51.65	Portland	49.09	Chester	46.70	Goshen	42.74
Killingly	57.60	Wolcott	51.62	Woodbridge	49.06	Sharon	46.63	Norfolk	42.74
Plainfield	57.60	Danbury	51.60	Bethel	49.03	Brookfield	46.25	New Hartford	42.65
Sterling	57.60	Ansonia	51.53	Lebanon	48.99	Ridgefield	46.15	Lyme	42.08
Windham	56.80	Hamden	51.37	Coventry	48.97	East Haddam	46.12	Old Lyme	42.08
Montville	56.43	Stafford	51.15	Somers	48.94	Simsbury	46.12	Westport	41.93
Waterbury	56.28	Union	51.15	Windsor	48.74	Norwalk	46.08	Kent	41.81
East Hartford	56.10	Willington	51.15	Canaan	48.69	Madison	45.92	Weston	41.75
Brooklyn	55.49	West Hartford	51.05	North Canaan	48.69	Middlefield	45.92	Barkhamsted	41.45
New Haven	55.47	South Windsor	50.99	Milford	48.67	Stonington	45.88	Hartland	41.45
New Britain	55.40	Colebrook	50.74	Mansfield	48.57	East Hampton	45.84	Redding	41.39
Meriden	55.13	Winchester	50.74	Branford	48.55	Marlborough	45.79	Bridgewater	41.17
Vernon	54.98	Southbury	50.73	Shelton	48.46	Haddam	45.73	Roxbury	41.17
Bridgeport	54.94	Plainville	50.64	Stratford	48.44	Andover	45.65	Sherman	40.71
Manchester	54.91	Thompson	50.50	Farmington	48.36	Bolton	45.65	Cornwall	40.61
Putnam	54.72	Suffield	50.46	North Stonington	48.35	Monroe	45.65	Warren	40.61
Colchester	54.51	Columbia	50.45	Prospect	48.34	Oxford	45.45	Easton	39.77
Torrington	54.45	North Branford	50.33	Trumbull	48.23	Durham	45.31	New Canaan	39.20
Bristol	54.04	Rocky Hill	50.30	East Granby	48.10	Fairfield	45.21	Darien	37.76
Plymouth	53.91	Bozrah	50.22	Watertown	48.02	Litchfield	45.14	Neighborhoods	
East Haven	53.84	Franklin	50.22	Chaplin	47.55	Wilton	45.05	Hartford Area2	61.85
Enfield	53.70	Sprague	50.22	Hampton	47.55	Burlington	45.00	Hartford Area3	61.83
Griswold	53.60	Ellington	50.14	Scotland	47.55	Stamford	44.91	New Haven Area3	58.05
Lisbon	53.60	Southington	50.00	Ashford	47.46	Old Saybrook	44.88	Bridgeport Area3	57.74
Voluntown	53.60	Berlin	50.00	Eastford	47.46	Guilford	44.79	Bridgeport Area2	57.03
Windsor Locks	53.59	Preston	49.90	Pomfret	47.25	Bethany	44.51	Hartford Area1	55.99
East Windsor	53.55	Beacon Falls	49.86	Woodstock	47.25	Woodbury	44.34	New Haven Area2	54.54
Bloomfield	53.45	Cromwell	49.85	Newtown	47.16	Greenwich	44.31	New Haven Area1	52.05
Thomaston	53.05	East Lyme	49.66	Avon	47.15	New Fairfield	43.91	Bridgeport Area1	50.02
Naugatuck	52.89	Tolland	49.65	Westbrook	47.09	Harwinton	43.76	Stamford Area2	46.51
Derby	52.87	North Haven	49.53	New Milford	47.08	Salisbury	43.71	Stamford Area3	43.52
Newington	52.84	Cheshire	49.51	Deep River	47.04	Killingworth	43.70	Stamford Area1	42.79
West Haven	52.37	Canterbury	49.34	Canton	47.03	Granby	43.53		
Groton	52.07	Ledyard	49.24	Glastonbury	47.02	Bethlehem	43.39	Questions ?	Beth.Dugan@umb.edu
Middletown	51.89	Wethersfield	49.16	Hebron	46.92	Morris	43.39	https://healthyaqingdatareports.org	