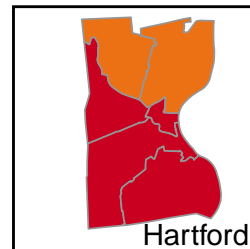
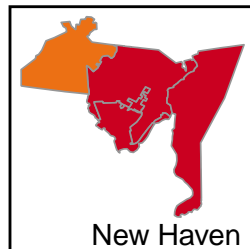
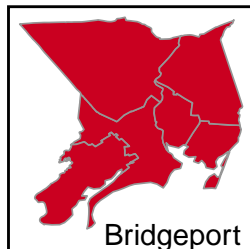
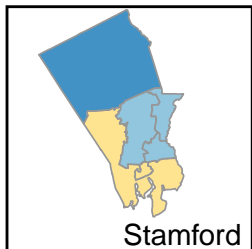
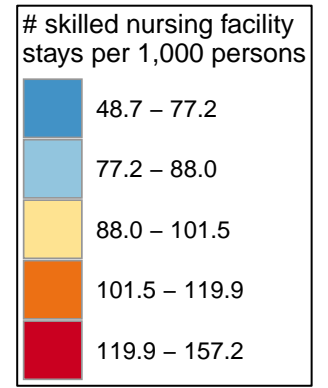
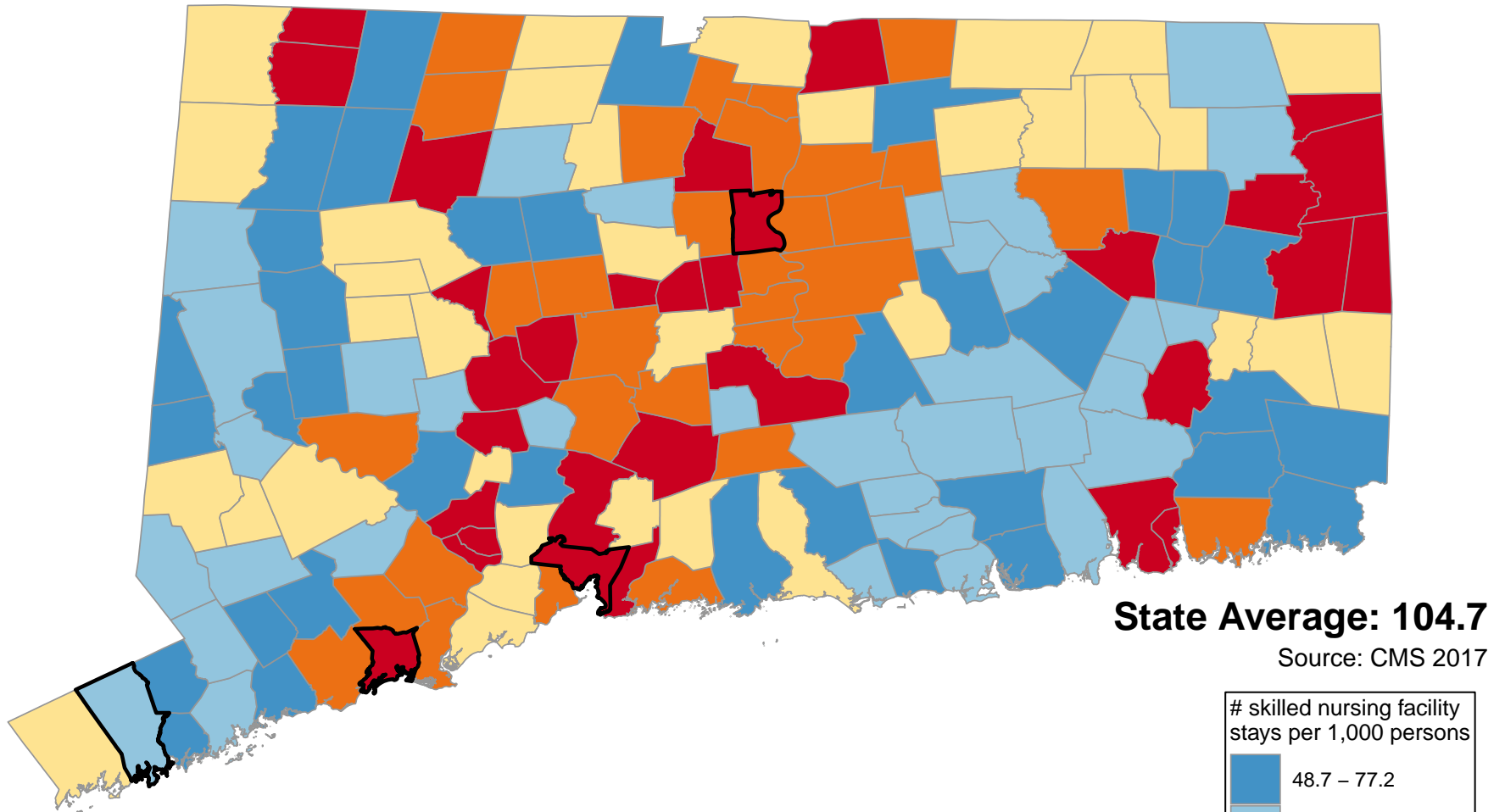


Annual Skilled Nursing Facility Stays per 1,000 Medicare Beneficiaries Age 65+ Years



Questions or ideas?
Beth.Dugan@umb.edu
12/2020

Skilled Nursing Facility Stays/1000 Persons 65+ Years Annually

Andover	85.65	Durham	110.09	Lyme	66.57	Pomfret	77.66	Warren	62.76
Ansonia	130.90	East Granby	118.92	Madison	89.39	Portland	103.80	Washington	65.63
Ashford	91.86	East Haddam	81.47	Manchester	111.77	Preston	67.92	Waterbury	154.47
Avon	79.81	East Hampton	76.74	Mansfield	107.97	Prospect	80.93	Waterford	120.05
Barkhamsted	97.85	East Hartford	112.54	Marlborough	89.18	Putnam	122.98	Watertown	91.48
Beacon Falls	96.76	East Haven	138.59	Meriden	117.29	Redding	87.09	West Hartford	115.41
Berlin	95.69	East Lyme	85.23	Middlebury	80.84	Ridgefield	86.84	West Haven	117.76
Bethany	75.63	East Windsor	95.23	Middlefield	82.04	Rocky Hill	110.47	Westbrook	73.46
Bethel	91.98	Eastford	91.86	Middletown	122.29	Roxbury	67.16	Weston	48.70
Bethlehem	88.91	Easton	74.56	Milford	92.69	Salem	80.91	Westport	62.84
Bloomfield	122.89	Ellington	73.15	Monroe	86.11	Salisbury	93.86	Wethersfield	109.32
Bolton	85.65	Enfield	122.63	Montville	85.80	Scotland	70.54	Willington	91.72
Bozrah	80.01	Essex	82.36	Morris	88.91	Seymour	136.16	Wilton	81.33
Branford	103.73	Fairfield	107.69	Naugatuck	139.42	Sharon	98.11	Winchester	111.91
Bridgeport	141.77	Farmington	101.52	New Britain	135.23	Shelton	113.24	Windham	136.92
Bridgewater	67.16	Franklin	80.01	New Canaan	58.44	Sherman	52.20	Windsor	102.18
Bristol	112.91	Glastonbury	102.11	New Fairfield	74.03	Simsbury	107.28	Windsor Locks	105.76
Brookfield	79.26	Goshen	77.18	New Hartford	77.19	Somers	113.10	Wolcott	126.84
Brooklyn	143.80	Granby	66.70	New Haven	146.35	South Windsor	111.48	Woodbridge	94.99
Burlington	72.90	Greenwich	93.09	New London	157.24	Southbury	108.55	Woodbury	81.32
Canaan	134.92	Griswold	95.10	New Milford	88.00	Southington	104.64	Woodstock	77.66
Canterbury	63.72	Groton	115.85	Newington	120.92	Sprague	80.01	Neighborhoods	
Canton	95.77	Guilford	76.39	Newtown	94.15	Stafford	91.72	Bridgeport Area1	123.99
Chaplin	70.54	Haddam	77.79	Norfolk	77.18	Stamford	85.02	Bridgeport Area2	151.51
Cheshire	104.70	Hamden	120.38	North Branford	99.65	Sterling	119.94	Bridgeport Area3	150.35
Chester	86.98	Hampton	70.54	North Canaan	134.92	Stonington	71.52	Hartford Area1	108.94
Clinton	86.29	Hartford	134.95	North Haven	89.08	Stratford	101.63	Hartford Area2	131.62
Colchester	86.57	Hartland	97.85	North Stonington	62.62	Suffield	91.39	Hartford Area3	148.48
Colebrook	111.91	Harwinton	74.98	Norwalk	84.31	Thomaston	148.64	New Haven Area1	107.66
Columbia	79.86	Hebron	71.81	Norwich	120.70	Thompson	95.55	New Haven Area2	155.25
Cornwall	62.76	Kent	83.83	Old Lyme	66.57	Tolland	94.01	New Haven Area3	154.08
Coventry	83.59	Killingly	119.94	Old Saybrook	85.69	Torrington	133.82	Stamford Area1	72.79
Cromwell	111.40	Killingworth	77.11	Orange	93.37	Trumbull	115.18	Stamford Area2	90.81
Danbury	99.53	Lebanon	74.00	Oxford	70.74	Union	91.72	Stamford Area3	83.01
Darien	59.21	Ledyard	67.29	Plainfield	119.94	Vernon	112.96		
Deep River	87.12	Lisbon	95.10	Plainville	121.31	Voluntown	95.10		
Derby	126.75	Litchfield	96.97	Plymouth	109.96	Wallingford	144.80		

Skilled Nursing Facility Stays/1000 Persons 65+ Years Annually (Ranked)

New London	157.24	Shelton	113.24	East Windsor	95.23	Stamford	85.02	Oxford	70.74
Waterbury	154.47	Somers	113.10	Griswold	95.10	Norwalk	84.31	Chaplin	70.54
Thomaston	148.64	Vernon	112.96	Lisbon	95.10	Kent	83.83	Hampton	70.54
New Haven	146.35	Bristol	112.91	Voluntown	95.10	Coventry	83.59	Scotland	70.54
Wallingford	144.80	East Hartford	112.54	Woodbridge	94.99	Essex	82.36	Preston	67.92
Brooklyn	143.80	Colebrook	111.91	Newtown	94.15	Middlefield	82.04	Ledyard	67.29
Bridgeport	141.77	Winchester	111.91	Tolland	94.01	East Haddam	81.47	Bridgewater	67.16
Naugatuck	139.42	Manchester	111.77	Salisbury	93.86	Wilton	81.33	Roxbury	67.16
East Haven	138.59	South Windsor	111.48	Orange	93.37	Woodbury	81.32	Granby	66.70
Windham	136.92	Cromwell	111.40	Greenwich	93.09	Prospect	80.93	Lyme	66.57
Seymour	136.16	Rocky Hill	110.47	Milford	92.69	Salem	80.91	Old Lyme	66.57
New Britain	135.23	Durham	110.09	Bethel	91.98	Middlebury	80.84	Washington	65.63
Hartford	134.95	Plymouth	109.96	Ashford	91.86	Bozrah	80.01	Canterbury	63.72
Canaan	134.92	Wethersfield	109.32	Eastford	91.86	Franklin	80.01	Westport	62.84
North Canaan	134.92	Southbury	108.55	Stafford	91.72	Sprague	80.01	Cornwall	62.76
Torrington	133.82	Mansfield	107.97	Union	91.72	Columbia	79.86	Warren	62.76
Ansonia	130.90	Fairfield	107.69	Willington	91.72	Avon	79.81	North Stonington	62.62
Wolcott	126.84	Simsbury	107.28	Watertown	91.48	Brookfield	79.26	Darien	59.21
Derby	126.75	Windsor Locks	105.76	Suffield	91.39	Haddam	77.79	New Canaan	58.44
Putnam	122.98	Cheshire	104.70	Madison	89.39	Pomfret	77.66	Sherman	52.20
Bloomfield	122.89	Southington	104.64	Marlborough	89.18	Woodstock	77.66	Weston	48.70
Enfield	122.63	Portland	103.80	North Haven	89.08	New Hartford	77.19	Neighborhoods	
Middletown	122.29	Branford	103.73	Bethlehem	88.91	Goshen	77.18	New Haven Area2	155.25
Plainville	121.31	Windsor	102.18	Morris	88.91	Norfolk	77.18	New Haven Area3	154.08
Newington	120.92	Glastonbury	102.11	New Milford	88.00	Killingworth	77.11	Bridgeport Area2	151.51
Norwich	120.70	Stratford	101.63	Deep River	87.12	East Hampton	76.74	Bridgeport Area3	150.35
Hamden	120.38	Farmington	101.52	Redding	87.09	Guilford	76.39	Hartford Area3	148.48
Waterford	120.05	North Branford	99.65	Chester	86.98	Bethany	75.63	Hartford Area2	131.62
Killingly	119.94	Danbury	99.53	Ridgefield	86.84	Harwinton	74.98	Bridgeport Area1	123.99
Plainfield	119.94	Sharon	98.11	Colchester	86.57	Easton	74.56	Hartford Area1	108.94
Sterling	119.94	Barkhamsted	97.85	Clinton	86.29	New Fairfield	74.03	New Haven Area1	107.66
East Granby	118.92	Hartland	97.85	Monroe	86.11	Lebanon	74.00	Stamford Area2	90.81
West Haven	117.76	Litchfield	96.97	Montville	85.80	Westbrook	73.46	Stamford Area3	83.01
Meriden	117.29	Beacon Falls	96.76	Old Saybrook	85.69	Ellington	73.15	Stamford Area1	72.79
Groton	115.85	Canton	95.77	Andover	85.65	Burlington	72.90		
West Hartford	115.41	Berlin	95.69	Bolton	85.65	Hebron	71.81		
Trumbull	115.18	Thompson	95.55	East Lyme	85.23	Stonington	71.52		

Questions ? Beth.Dugan@umb.edu

<https://healthyaingqdatareports.org>